

Internet Engineering Task Force (IETF)  
Request for Comments: 9831  
Category: Experimental  
ISSN: 2070-1721

K. Talaulikar, Ed.  
C. Filsfils  
Cisco Systems  
S. Previdi  
Huawei Technologies  
P. Mattes  
Microsoft  
D. Jain  
Google  
September 2025

## Segment Type Extensions for BGP Segment Routing (SR) Policy

### Abstract

This document specifies the signaling of additional Segment Routing (SR) Segment Types for SR Policies in BGP using the SR Policy Subsequent Address Family Identifier (SAFI).

### Status of This Memo

This document is not an Internet Standards Track specification; it is published for examination, experimental implementation, and evaluation.

This document defines an Experimental Protocol for the Internet community. This document is a product of the Internet Engineering Task Force (IETF). It represents the consensus of the IETF community. It has received public review and has been approved for publication by the Internet Engineering Steering Group (IESG). Not all documents approved by the IESG are candidates for any level of Internet Standard; see Section 2 of RFC 7841.

Information about the current status of this document, any errata, and how to provide feedback on it may be obtained at <https://www.rfc-editor.org/info/rfc9831>.

### Copyright Notice

Copyright (c) 2025 IETF Trust and the persons identified as the document authors. All rights reserved.

This document is subject to BCP 78 and the IETF Trust's Legal Provisions Relating to IETF Documents (<https://trustee.ietf.org/license-info>) in effect on the date of publication of this document. Please review these documents carefully, as they describe your rights and restrictions with respect to this document. Code Components extracted from this document must include Revised BSD License text as described in Section 4.e of the Trust Legal Provisions and are provided without warranty as described in the Revised BSD License.

### Table of Contents

1. Introduction
  - 1.1. Requirements Language
2. Segment Type Sub-TLVs
  - 2.1. Segment Type C
  - 2.2. Segment Type D
  - 2.3. Segment Type E
  - 2.4. Segment Type F

2.5.	Segment Type G
2.6.	Segment Type H
2.7.	Segment Type I
2.8.	Segment Type J
2.9.	Segment Type K
2.10.	SR Policy Segment Flags
3.	IANA Considerations
3.1.	SR Policy Segment List Sub-TLVs
3.2.	SR Policy Segment Flags
4.	Security Considerations
5.	Manageability Considerations
6.	Normative References
	Acknowledgments
	Authors' Addresses

## 1. Introduction

The BGP Segment Routing (SR) Policy Subsequent Address Family Identifier (SAFI) was introduced by [RFC9830] for the advertisement of SR Policies [RFC8402]. [RFC9830] introduced the base SR Segment Types A and B as specified by the SR Policy Architecture [RFC9256].

This document specifies the extensions for the advertisement of the remaining SR Segment Types defined in [RFC9256] in the SR Policy SAFI for both SR-MPLS (see [RFC8660]) and Segment Routing over IPv6 (SRv6) (see [RFC8754] and [RFC8986]).

The extensions in this document do not impact the SR Policy operations or fault management as specified in [RFC9830].

### 1.1. Requirements Language

The key words "MUST", "MUST NOT", "REQUIRED", "SHALL", "SHALL NOT", "SHOULD", "SHOULD NOT", "RECOMMENDED", "NOT RECOMMENDED", "MAY", and "OPTIONAL" in this document are to be interpreted as described in BCP 14 [RFC2119] [RFC8174] when, and only when, they appear in all capitals, as shown here.

## 2. Segment Type Sub-TLVs

The Segment List sub-TLV [RFC9830] encodes a single explicit path towards the endpoint as described in Section 5.1 of [RFC9256]. The Segment List sub-TLV includes the elements of the paths (i.e., segments).

A Segment sub-TLV describes a single segment in a segment list (i.e., a single element of the explicit path).

Section 4 of [RFC9256] defines several Segment Types for SR-MPLS and SRv6 that are listed below as a reminder:

Type A:	SR-MPLS Label
Type B:	SRv6 SID
Type C:	IPv4 Prefix with optional SR Algorithm
Type D:	IPv6 Global Prefix with optional SR Algorithm for SR-MPLS
Type E:	IPv4 Prefix with Local Interface ID
Type F:	IPv4 Addresses for link endpoints as Local, Remote pair
Type G:	IPv6 Prefix and Interface ID for link endpoints as Local, Remote pair for SR-MPLS

Type H: IPv6 Addresses for link endpoints as Local, Remote pair for SR-MPLS

Type I: IPv6 Global Prefix with optional SR Algorithm for SRv6

Type J: IPv6 Prefix and Interface ID for link endpoints as Local, Remote pair for SRv6

Type K: IPv6 Addresses for link endpoints as Local, Remote pair for SRv6

[RFC9830] specifies Segment Type Sub-TLVs for the Segment Types A and B. The following subsections specify the sub-TLVs used for encoding each of the other Segment Types above.

As specified in Sections 2.4.4 and 2.4.4.2 of [RFC9830], validation of an explicit path encoded by the Segment List sub-TLV is beyond the scope of BGP and performed by the Segment Routing Policy Module (SRPM) as described in Section 5 of [RFC9830]. As specified in Section 5.1 of [RFC9256], a mix of SR-MPLS and SRv6 segments make the segment-list invalid.

## 2.1. Segment Type C

The Type C Segment sub-TLV encodes an IPv4 node address, SR Algorithm, and an optional SR-MPLS Segment Identifier (SID). The format is as follows:

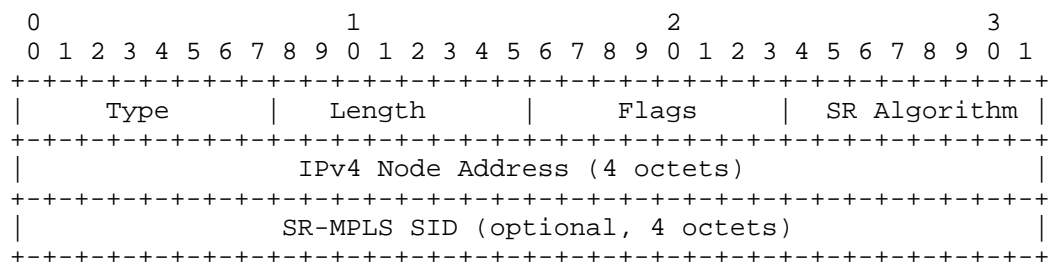


Figure 1: Type C Segment Sub-TLV

Where:

Type: 3

Length: Specifies the length of the value field (i.e., not including Type and Length fields) in terms of octets. The value MUST be 10 when the SR-MPLS SID is present; else, it MUST be 6.

Flags: 1 octet of flags as defined in Section 2.10.

SR Algorithm: 1 octet specifying the SR Algorithm as described in Section 3.1.1 of [RFC8402] when the A-Flag as defined in Section 2.10 is set. The SR Algorithm is used by the SRPM [RFC9830] as described in Section 4 of [RFC9256]. When the A-Flag is not set, this field MUST be set to zero on transmission and MUST be ignored on receipt.

IPv4 Node Address: A 4-octet IPv4 address representing a node.

SR-MPLS SID: Optional. A 4-octet field containing a label, Traffic Class (TC), bottom-of-stack (S), and TTL as defined for Segment Type A [RFC9830].

## 2.2. Segment Type D

The Type D Segment sub-TLV encodes an IPv6 node address, SR

Algorithm, and an optional SR-MPLS SID. The format is as follows:

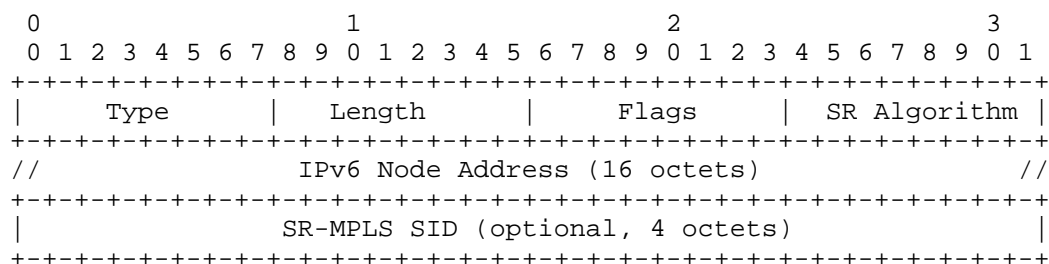


Figure 2: Type D Segment Sub-TLV

Where:

Type: 4

Length: Specifies the length of the value field (i.e., not including Type and Length fields) in terms of octets. The value MUST be 22 when the SR-MPLS SID is present; else, it MUST be 18.

Flags: 1 octet of flags as defined in Section 2.10.

SR Algorithm: 1 octet specifying the SR Algorithm as described in Section 3.1.1 of [RFC8402] when the A-Flag as defined in Section 2.10 is set. The SR Algorithm is used by the SRPM [RFC9830] as described in Section 4 of [RFC9256]. When the A-Flag is not set, this field MUST be set to zero on transmission and MUST be ignored on receipt.

IPv6 Node Address: A 16-octet IPv6 address representing a node.

SR-MPLS SID: Optional. A 4-octet field containing a label, TC, S, and TTL as defined for Segment Type A [RFC9830].

### 2.3. Segment Type E

The Type E Segment sub-TLV encodes an IPv4 node address, a local interface Identifier (Local Interface ID), and an optional SR-MPLS SID. The format is as follows:

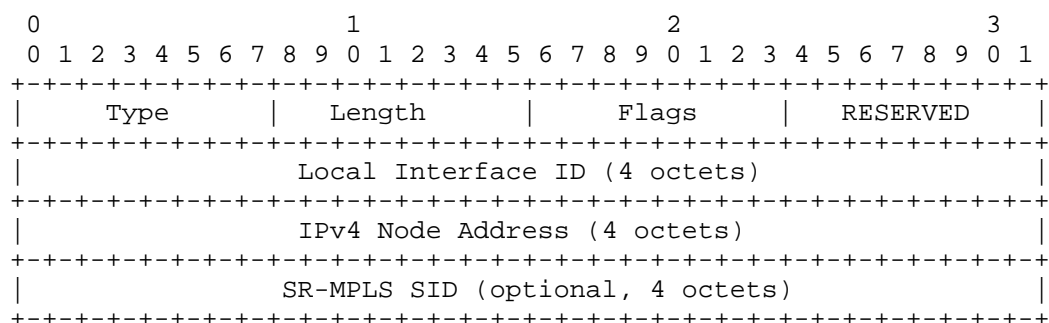


Figure 3: Type E Segment Sub-TLV

Where:

Type: 5

Length: Specifies the length of the value field (i.e., not including Type and Length fields) in terms of octets. The value MUST be 14 when the SR-MPLS SID is present; else, it MUST be 10.

Flags: 1 octet of flags as defined in Section 2.10.

RESERVED: 1 octet of reserved bits. This field MUST be set to zero on transmission and MUST be ignored on receipt.

Local Interface ID: 4 octets carrying the interface index of the local interface (refer to TLV 258 of [RFC9552]).

IPv4 Node Address: A 4-octet IPv4 address representing a node.

SR-MPLS SID: Optional. A 4-octet field containing a label, TC, S, and TTL as defined for Segment Type A [RFC9830].

## 2.4. Segment Type F

The Type F Segment sub-TLV encodes an adjacency local address, an adjacency remote address, and an optional SR-MPLS SID. The format is as follows:

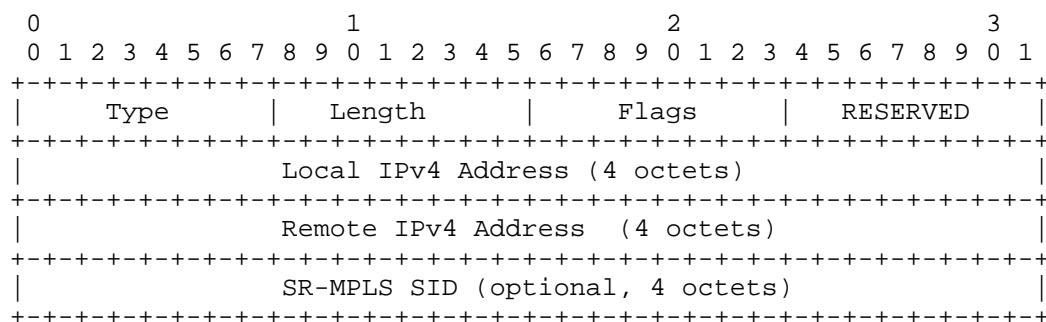


Figure 4: Type F Segment Sub-TLV

Where:

Type: 6

Length: Specifies the length of the value field (i.e., not including Type and Length fields) in terms of octets. The value MUST be 14 when the SR-MPLS SID is present; else, it MUST be 10.

Flags: 1 octet of flags as defined in Section 2.10.

RESERVED: 1 octet of reserved bits. This field MUST be set to zero on transmission and MUST be ignored on receipt.

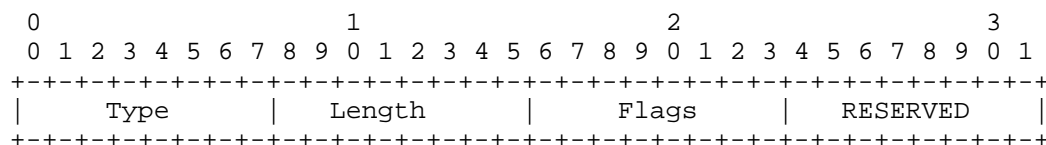
Local IPv4 Address: A 4-octet IPv4 address representing the local link address of the node.

Remote IPv4 Address: A 4-octet IPv4 address representing the link address of the neighbor node.

SR-MPLS SID: Optional. A 4-octet field containing a label, TC, S, and TTL as defined for Segment Type A [RFC9830].

## 2.5. Segment Type G

The Type G Segment sub-TLV encodes an IPv6 link-local adjacency with an IPv6 local node address, a local interface identifier (Local Interface ID), an IPv6 remote node address, a remote interface identifier (Remote Interface ID), and an optional SR-MPLS SID. The format is as follows:



```

|          Local Interface ID (4 octets)          |
+-----+-----+-----+-----+-----+-----+
//          IPv6 Local Node Address (16 octets)    //
+-----+-----+-----+-----+-----+-----+
|          Remote Interface ID (4 octets)         |
+-----+-----+-----+-----+-----+-----+
//          IPv6 Remote Node Address (16 octets)    //
+-----+-----+-----+-----+-----+-----+
|          SR-MPLS SID (optional, 4 octets)       |
+-----+-----+-----+-----+-----+-----+

```

Figure 5: Type G Segment Sub-TLV

Where:

Type: 7

Length: Specifies the length of the value field (i.e., not including Type and Length fields) in terms of octets. The value MUST be 46 when the SR-MPLS SID is present; else, it MUST be 42.

Flags: 1 octet of flags as defined in Section 2.10.

RESERVED: 1 octet of reserved bits. This field MUST be set to zero on transmission and MUST be ignored on receipt.

Local Interface ID: 4 octets of interface index of local interface (refer to TLV 258 of [RFC9552]).

IPv6 Local Node Address: A 16-octet IPv6 address representing the node.

Remote Interface ID: 4 octets of interface index of remote interface (refer to TLV 258 of [RFC9552]). The value MAY be set to zero when the local node address and interface identifiers are sufficient to describe the link.

IPv6 Remote Node Address: A 16-octet IPv6 address. The value MAY be set to zero when the local node address and interface identifiers are sufficient to describe the link.

SR-MPLS SID: Optional. A 4-octet field containing a label, TC, S, and TTL as defined for Segment Type A [RFC9830].

## 2.6. Segment Type H

The Type H Segment sub-TLV encodes an adjacency local address, an adjacency remote address, and an optional SR-MPLS SID. The format is as follows:

```

0          1          2          3
0 1 2 3 4 5 6 7 8 9 0 1 2 3 4 5 6 7 8 9 0 1 2 3 4 5 6 7 8 9 0 1
+-----+-----+-----+-----+-----+-----+-----+-----+
|      Type      |      Length      |      Flags      |      RESERVED      |
+-----+-----+-----+-----+-----+-----+-----+-----+
//          Local IPv6 Address (16 octets)          //
+-----+-----+-----+-----+-----+-----+-----+-----+
//          Remote IPv6 Address (16 octets)          //
+-----+-----+-----+-----+-----+-----+-----+-----+
|          SR-MPLS SID (optional, 4 octets)         |
+-----+-----+-----+-----+-----+-----+-----+-----+

```

Figure 6: Type H Segment Sub-TLV

Where:

Type: 8

Length: Specifies the length of the value field (i.e., not including Type and Length fields) in terms of octets. The value MUST be 38 when the SR-MPLS SID is present; else, it MUST be 34.

Flags: 1 octet of flags as defined in Section 2.10.

RESERVED: 1 octet of reserved bits. This field MUST be set to zero on transmission and MUST be ignored on receipt.

Local IPv6 Address: A 16-octet IPv6 address representing the local link address of the node.

Remote IPv6 Address: A 16-octet IPv6 address representing the link address of the neighbor node.

SR-MPLS SID: Optional. A 4-octet field containing a label, TC, S, and TTL as defined for Segment Type A [RFC9830].

## 2.7. Segment Type I

The Type I Segment sub-TLV encodes an IPv6 node address, an SR Algorithm, and an optional SRv6 SID. The format is as follows:

0																1																2																3															
0	1	2	3	4	5	6	7	8	9	0	1	2	3	4	5	6	7	8	9	0	1	2	3	4	5	6	7	8	9	0	1																																
Type																Length																Flags																SR Algorithm															
IPv6 Node Address (16 octets)																																																															
SRv6 SID (optional, 16 octets)																																																															
SRv6 Endpoint Behavior and SID Structure (optional, 8 octets)																																																															

Figure 7: Type I Segment Sub-TLV

Where:

Type: 14

Length: Specifies the length of the value field (i.e., not including Type and Length fields) in terms of octets. The value MUST be one of the following:

- \* 42 when both SRv6 SID and SRv6 Endpoint Behavior and SID Structure are present,
- \* 34 when only SRv6 SID is present, or
- \* 18 when the SRv6 SID is not present.

Flags: 1 octet of flags as defined in Section 2.10.

SR Algorithm: 1 octet specifying the SR Algorithm as described in Section 3.1.1 of [RFC8402] when the A-Flag as defined in Section 2.10 is set. The SR Algorithm is used by the SRPM [RFC9830] as described in Section 4 of [RFC9256]. When the A-Flag is not set, this field MUST be set to zero on transmission and MUST be ignored on receipt.

IPv6 Node Address: A 16-octet IPv6 address representing the node.

SRv6 SID: Optional. A 16-octet IPv6 address. The value 0 MAY be used when the controller wants to indicate the desired SRv6

Endpoint Behavior or SID Structure without specifying the SID.

SRv6 Endpoint Behavior and SID Structure: Optional, as defined in Section 2.4.4.2.4 of [RFC9830]. The SRv6 Endpoint Behavior or SID Structure MUST NOT be included when the SRv6 SID has not been included.

TLV 10 defined for the advertisement of Segment Type I in the early draft versions of [RFC9830] has been deprecated to avoid backward-compatibility issues.

## 2.8. Segment Type J

The Type J Segment sub-TLV encodes an IPv6 link-local adjacency with a local node address, a local interface identifier (Local Interface ID), a remote IPv6 node address, a remote interface identifier (Remote Interface ID), and an optional SRv6 SID. The format is as follows:

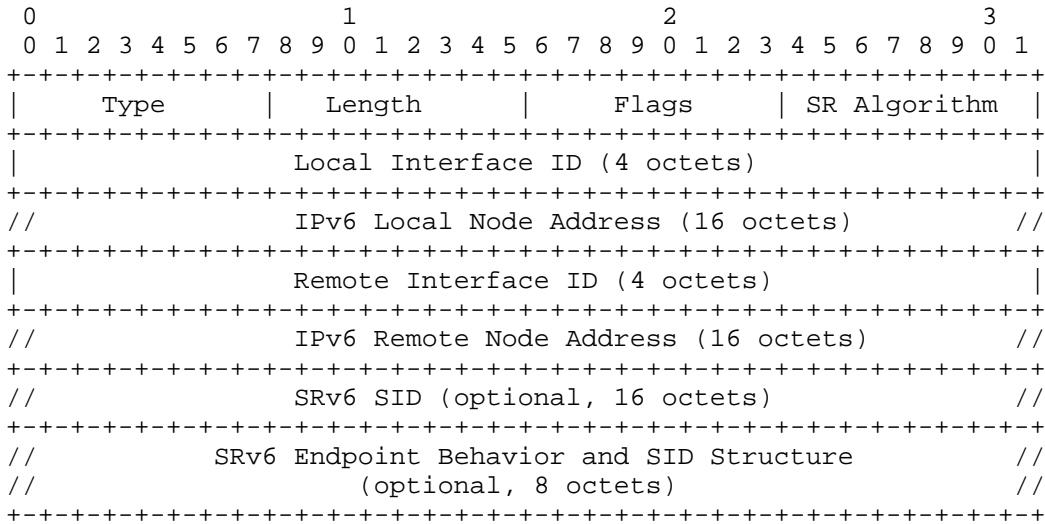


Figure 8: Type J Segment Sub-TLV

Where:

Type: 15

Length: Specifies the length of the value field (i.e., not including Type and Length fields) in terms of octets. The value MUST be one of the following:

- \* 66 when both SRv6 SID and SRv6 Endpoint Behavior and SID Structure are present,
- \* 58 when only SRv6 SID is present, or
- \* 42 when the SRv6 SID is not present.

Flags: 1 octet of flags as defined in Section 2.10.

SR Algorithm: 1 octet specifying the SR Algorithm as described in Section 3.1.1 of [RFC8402] when the A-Flag as defined in Section 2.10 is set. The SR Algorithm is used by the SRPM [RFC9830] as described in Section 4 of [RFC9256]. When the A-Flag is not set, this field MUST be set to zero on transmission and MUST be ignored on receipt.

Local Interface ID: 4 octets of interface index of local interface (refer to TLV 258 of [RFC9552]).

IPv6 Local Node Address: A 16-octet IPv6 address representing the



node.

Remote Interface ID: 4 octets of interface index of remote interface (refer to TLV 258 of [RFC9552]). The value MAY be set to zero when the local node address and interface identifiers are sufficient to describe the link.

IPv6 Remote Node Address: A 16-octet IPv6 address. The value MAY be set to zero when the local node address and interface identifiers are sufficient to describe the link.

SRv6 SID: Optional. A 16-octet IPv6 address. The value 0 MAY be used when the controller wants to indicate the desired SRv6 Endpoint Behavior or SID Structure without specifying the SID.

SRv6 Endpoint Behavior and SID Structure: Optional, as defined in Section 2.4.4.2.4 of [RFC9830]. The SRv6 Endpoint Behavior and SID Structure MUST NOT be included when the SRv6 SID has not been included.

TLV 11 defined for the advertisement of Segment Type J in the early draft versions of [RFC9830] has been deprecated to avoid backward-compatibility issues.

## 2.9. Segment Type K

The Type K Segment sub-TLV encodes an adjacency local address, an adjacency remote address, and an optional SRv6 SID. The format is as follows:

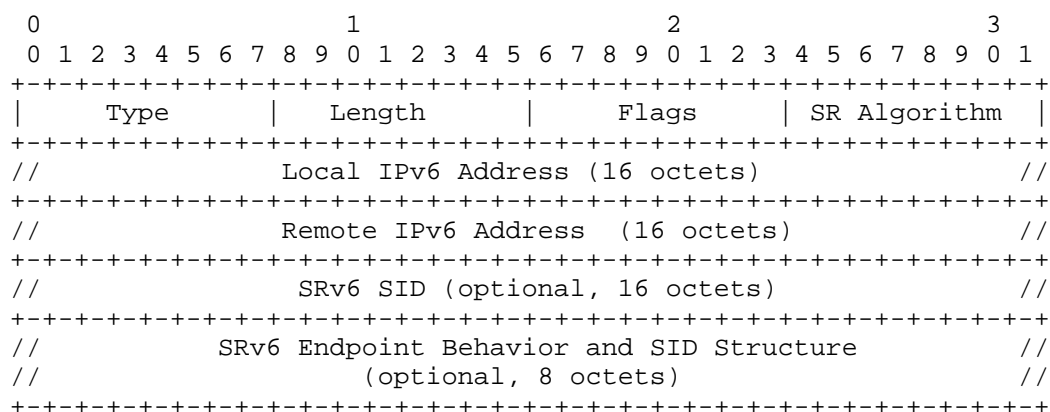


Figure 9: Type K Segment Sub-TLV

Where:

Type: 16

Length: Specifies the length of the value field (i.e., not including Type and Length fields) in terms of octets. The value MUST be one of the following:

- \* 58 when both SRv6 SID and SRv6 Endpoint Behavior and SID Structure are present,
- \* 50 when only SRv6 SID is present, or
- \* 34 when the SRv6 SID is not present.

Flags: 1 octet of flags as defined in Section 2.10.

SR Algorithm: 1 octet specifying the SR Algorithm as described in Section 3.1.1 of [RFC8402] when the A-Flag as defined in Section 2.10 is set. The SR Algorithm is used by the SRPM [RFC9830] as described in Section 4 of [RFC9256]. When the A-Flag

is not set, this field MUST be set to zero on transmission and MUST be ignored on receipt.

Local IPv6 Address: A 16-octet IPv6 address representing the local link address of the node.

Remote IPv6 Address: A 16-octet IPv6 address representing the link address of the neighbor node.

SRv6 SID: Optional. A 16-octet IPv6 address. The value 0 MAY be used when the controller wants to indicate the desired SRv6 Endpoint Behavior or SID Structure without specifying the SID.

SRv6 Endpoint Behavior and SID Structure: Optional, as defined in Section 2.4.4.2.4 of [RFC9830]. The SRv6 Endpoint Behavior and SID Structure MUST NOT be included when the SRv6 SID has not been included.

TLV 12 defined for the advertisement of Segment Type K in the early draft versions of [RFC9830] has been deprecated to avoid backward-compatibility issues.

## 2.10. SR Policy Segment Flags

The Segment Type sub-TLVs described above may contain the following SR Policy Segment Flags [RFC9830] in their Flags field (see also Section 3.2). This document introduces additional flags below:

```
 0 1 2 3 4 5 6 7
+-----+
|V|A|S|B|   |
+-----+
```

Figure 10: SR Policy Segment Flags

Where:

V-Flag: This is an existing flag as defined in [RFC9830].

A-Flag: When set, this flag indicates the presence of the SR Algorithm id in the SR Algorithm field applicable to various Segment Types. The SR Algorithm is used by the SRPM [RFC9830] as described in Section 4 of [RFC9256].

S-Flag: When set, this flag indicates the presence of the SR-MPLS or SRv6 SID depending on the segment type.

B-Flag: This is an existing flag as defined in [RFC9830].

The following applies to the Segment Flags:

- \* The V-Flag applies to all Segment Types including those introduced by this document.
- \* The A-Flag applies to Segment Types C, D, I, J, and K. The value of the A-Flag MUST be ignored for Segment Types A, B, E, F, G, and H.
- \* The S-Flag applies to Segment Types C, D, E, F, G, H, I, J, and K. The value of the S-Flag MUST be ignored for Segment Types A and B.
- \* The B-Flag applies to Segment Types B, I, J, and K. The value of the B-Flag MUST be ignored for Segment Types A, C, D, E, F, G, and H.

## 3. IANA Considerations

### 3.1. SR Policy Segment List Sub-TLVs

IANA has allocated the following code points from the "SR Policy Segment List Sub-TLVs" registry [RFC9830] under the "Border Gateway Protocol (BGP) Tunnel Encapsulation" registry group.

Value	Description	Reference
3	Type C Segment sub-TLV	RFC 9831
4	Type D Segment sub-TLV	RFC 9831
5	Type E Segment sub-TLV	RFC 9831
6	Type F Segment sub-TLV	RFC 9831
7	Type G Segment sub-TLV	RFC 9831
8	Type H Segment sub-TLV	RFC 9831
14	Type I Segment sub-TLV	RFC 9831
15	Type J Segment sub-TLV	RFC 9831
16	Type K Segment sub-TLV	RFC 9831

Table 1: SR Policy Segment List Code Points

### 3.2. SR Policy Segment Flags

IANA has allocated code points from the "SR Policy Segment Flags" registry [RFC9830] under the "Border Gateway Protocol (BGP) Tunnel Encapsulation" registry group.

Bit	Description	Reference
1	SR Algorithm Flag (A-Flag)	RFC 9831
2	SID Specified Flag (S-Flag)	RFC 9831

Table 2: SR Policy Segment Flags

## 4. Security Considerations

The security considerations in [RFC9830] apply to the Segment Types defined in this document. No additional security considerations are introduced.

## 5. Manageability Considerations

The operations and manageability considerations in [RFC9830] apply to the Segment Types defined in this document. No additional operations and manageability considerations are introduced.

## 6. Normative References

[RFC2119] Bradner, S., "Key words for use in RFCs to Indicate Requirement Levels", BCP 14, RFC 2119, DOI 10.17487/RFC2119, March 1997, <<https://www.rfc-editor.org/info/rfc2119>>.

- [RFC8174] Leiba, B., "Ambiguity of Uppercase vs Lowercase in RFC 2119 Key Words", BCP 14, RFC 8174, DOI 10.17487/RFC8174, May 2017, <<https://www.rfc-editor.org/info/rfc8174>>.
- [RFC8402] Filsfils, C., Ed., Previdi, S., Ed., Ginsberg, L., Decraene, B., Litkowski, S., and R. Shakir, "Segment Routing Architecture", RFC 8402, DOI 10.17487/RFC8402, July 2018, <<https://www.rfc-editor.org/info/rfc8402>>.
- [RFC8660] Bashandy, A., Ed., Filsfils, C., Ed., Previdi, S., Decraene, B., Litkowski, S., and R. Shakir, "Segment Routing with the MPLS Data Plane", RFC 8660, DOI 10.17487/RFC8660, December 2019, <<https://www.rfc-editor.org/info/rfc8660>>.
- [RFC8754] Filsfils, C., Ed., Dukes, D., Ed., Previdi, S., Leddy, J., Matsushima, S., and D. Voyer, "IPv6 Segment Routing Header (SRH)", RFC 8754, DOI 10.17487/RFC8754, March 2020, <<https://www.rfc-editor.org/info/rfc8754>>.
- [RFC8986] Filsfils, C., Ed., Camarillo, P., Ed., Leddy, J., Voyer, D., Matsushima, S., and Z. Li, "Segment Routing over IPv6 (SRv6) Network Programming", RFC 8986, DOI 10.17487/RFC8986, February 2021, <<https://www.rfc-editor.org/info/rfc8986>>.
- [RFC9256] Filsfils, C., Talaulikar, K., Ed., Voyer, D., Bogdanov, A., and P. Mattes, "Segment Routing Policy Architecture", RFC 9256, DOI 10.17487/RFC9256, July 2022, <<https://www.rfc-editor.org/info/rfc9256>>.
- [RFC9552] Talaulikar, K., Ed., "Distribution of Link-State and Traffic Engineering Information Using BGP", RFC 9552, DOI 10.17487/RFC9552, December 2023, <<https://www.rfc-editor.org/info/rfc9552>>.
- [RFC9830] Previdi, S., Filsfils, C., Talaulikar, K., Ed., Mattes, P., and D. Jain, "Advertising Segment Routing Policies in BGP", RFC 9830, DOI 10.17487/RFC9830, September 2025, <<https://www.rfc-editor.org/info/rfc9830>>.

## Acknowledgments

The authors would like to Dan Romascanu, Stig Venaas, and Russ Housley for their comments and review. The authors would like to thank Susan Hares for her detailed shepherd review that helped in improving the document.

## Authors' Addresses

Ketan Talaulikar (editor)  
Cisco Systems  
India  
Email: [ketant.ietf@gmail.com](mailto:ketant.ietf@gmail.com)

Clarence Filsfils  
Cisco Systems  
Brussels  
Belgium  
Email: [cfilsfil@cisco.com](mailto:cfilsfil@cisco.com)

Stefano Previdi  
Huawei Technologies  
Italy

Email: stefano@previdi.net

Paul Mattes  
Microsoft  
One Microsoft Way  
Redmond, WA 98052  
United States of America  
Email: pamattes@microsoft.com

Dhanendra Jain  
Google  
Email: dhanendra.ietf@gmail.com