

Internet Engineering Task Force (IETF)  
Request for Comments: 7789  
Category: Informational  
ISSN: 2070-1721

C. Cardona  
IMDEA Networks/UC3M  
P. Francois  
P. Lucente  
Cisco Systems  
April 2016

## Impact of BGP Filtering on Inter-Domain Routing Policies

### Abstract

This document describes how unexpected traffic flows can emerge across an autonomous system as the result of other autonomous systems filtering or restricting the propagation of more-specific prefixes. We provide a review of the techniques to detect the occurrence of this issue and defend against it.

### Status of This Memo

This document is not an Internet Standards Track specification; it is published for informational purposes.

This document is a product of the Internet Engineering Task Force (IETF). It represents the consensus of the IETF community. It has received public review and has been approved for publication by the Internet Engineering Steering Group (IESG). Not all documents approved by the IESG are a candidate for any level of Internet Standard; see Section 2 of RFC 5741.

Information about the current status of this document, any errata, and how to provide feedback on it may be obtained at <http://www.rfc-editor.org/info/rfc7789>.

### Copyright Notice

Copyright (c) 2016 IETF Trust and the persons identified as the document authors. All rights reserved.

This document is subject to BCP 78 and the IETF Trust's Legal Provisions Relating to IETF Documents (<http://trustee.ietf.org/license-info>) in effect on the date of publication of this document. Please review these documents carefully, as they describe your rights and restrictions with respect to this document. Code Components extracted from this document must include Simplified BSD License text as described in Section 4.e of the Trust Legal Provisions and are provided without warranty as described in the Simplified BSD License.

## Table of Contents

1. Introduction . . . . .	2
1.1. Terminology . . . . .	3
2. Unexpected Traffic Flows . . . . .	4
2.1. Local Filtering . . . . .	4
2.1.1. Unexpected Traffic Flows Caused by Local Filtering of More-Specific Prefixes . . . . .	5
2.2. Remote Filtering . . . . .	6
2.2.1. Unexpected Traffic Flows Caused by Remotely Triggered Filtering of More-Specific Prefixes . . . . .	7
3. Techniques to Detect Unexpected Traffic Flows Caused by Filtering of More-Specific Prefixes . . . . .	8
3.1. Existence of Unexpected Traffic Flows within an AS . . . . .	8
3.2. Contribution to the Existence of Unexpected Traffic Flows in Another AS . . . . .	9
4. Techniques to Traffic Engineer Unexpected Flows . . . . .	10
4.1. Reactive Traffic Engineering . . . . .	11
4.2. Proactive Measures . . . . .	12
4.2.1. Access Lists . . . . .	12
4.2.2. Neighbor-Specific Forwarding . . . . .	13
5. Conclusions . . . . .	14
6. Security Considerations . . . . .	14
7. References . . . . .	14
7.1. Normative References . . . . .	14
7.2. Informative References . . . . .	15
Acknowledgements . . . . .	16
Authors' Addresses . . . . .	16

## 1. Introduction

It is common practice for network operators to propagate a more-specific prefix in the BGP routing system along with the less-specific prefix that they originate. It is also possible for some Autonomous Systems (ASes) to apply different policies to the more specific and the less-specific prefix.

Although BGP makes independent, policy-driven decisions for the selection of the best path to be used for a given IP prefix, routers must forward packets using the longest-prefix-match rule, which "precedes" any BGP policy [RFC1812]. The existence of a prefix *p* that is more specific than a prefix *p'* in the Forwarding Information Base (FIB) will let packets whose destination matches *p* be forwarded according to the next hop selected as best for *p* (the more-specific prefix). This process takes place by disregarding the policies applied in the control plane for the selection of the best next hop for *p'*. When an AS filters more-specific prefixes and forwards packets according to the less-specific prefix, the discrepancy among

the routing policies applied to the less and the more-specific prefixes can create unexpected traffic flows. These may infringe on the policies of other ASes still holding a path towards the more-specific prefix.

The objective of this document is to shed light on possible side effects associated with more-specific prefix filtering. Such actions can be explained by traffic engineering action, misconfiguration, or malicious intent. This document presents examples of such side effects and discusses approaches towards solutions to the problem.

The rest of the document is organized as follows: in Section 2 we provide some scenarios in which the filtering of more-specific prefixes leads to the creation of unexpected traffic flows; Section 3 and Section 4 discuss some techniques that ASes can use for, respectively, detecting and reacting to unexpected traffic flows; and the document concludes in Section 5.

### 1.1. Terminology

**More-specific prefix:** A prefix in the routing table with an address range that is covered by a shorter prefix also present in the routing table.

**Less-specific prefix:** A prefix in the routing table with an address range partially covered by other prefixes.

**Customer-provider peering:** A peering arrangement in which a transit network provides connectivity to a customer in exchange of a fee, as derived from RFC 4384 [RFC4384].

**Settlement-free peering:** A peering arrangement in which two networks agree on a settlement-free traffic exchange, typically covering only their customer traffic, as derived from RFC 4384 [RFC4384].

**Selective advertisement:** The behavior of only advertising a self originated BGP path for a prefix over a strict subset of the External BGP (eBGP) sessions of the AS.

**Selective propagation:** The behavior of only propagating a BGP path for a prefix over a strict subset of the eBGP sessions of an AS.

**Local filtering:** The behavior of explicitly ignoring a BGP path received over an eBGP session.

Remote filtering: The behavior of triggering selective propagation of a BGP path at a distant AS. Note that this is typically achieved by tagging a self-originated path with BGP communities defined by the distant AS.

Unexpected traffic flow: Traffic flowing between two neighboring ASes of an AS, although the transit policy of that AS is to not provide connectivity between these two neighbors. A traffic flow across an AS between two of its transit providers or between a transit provider and one of its settlement-free peers are classic examples of unexpected traffic flows.

## 2. Unexpected Traffic Flows

In this section, we describe how more-specific prefix filtering can lead to unexpected traffic flows in other, remote, ASes. We differentiate cases in which the filtering is performed locally from those where the filtering is triggered remotely.

### 2.1. Local Filtering

Different reasons motivate local filtering, for example:

Traffic engineering: An ISP can decide to filter more-specific prefixes when it wants to control their local outbound traffic distribution using only the policy applied to the less-specific prefix. Such a practice was notably documented in a presentation by Init7 [INIT7-RIPE63].

Enforcing contract compliance: An ISP can decide to filter more-specific prefixes to enforce clauses of their peering agreements. For instance, a settlement-free peer of an ISP can use selective advertisement of more-specific prefixes to attract traffic to one link. If this practice is not allowed by their peering agreement, the ISP can filter the more-specific prefixes to prevent it.

Memory preservation: An ISP can decide to filter more-specific prefixes in order to preserve FIB memory of their routers.

Figure 1 illustrates a scenario where one AS performs local filtering due to outbound traffic engineering. The figure depicts AS64504 and two of its neighboring ASes, AS64502 and AS64505. AS64504 has a settlement-free peering with AS64502 and is a customer of AS64505. AS64504 receives from AS64505 prefixes 2001:DB8::/32 and 2001:DB8::/34. AS64504 only receives the less-specific prefix 2001:DB8::/32 from AS64502.

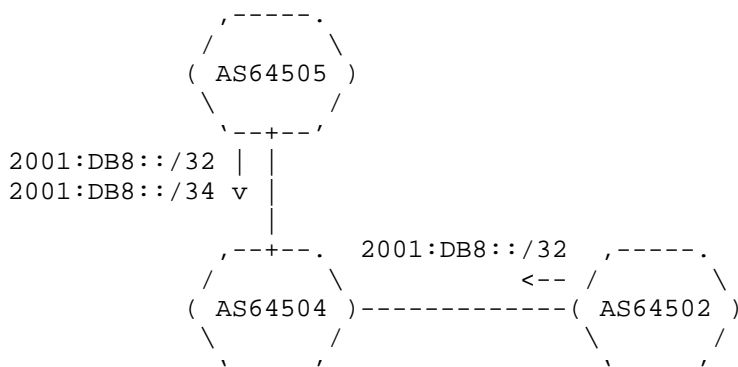


Figure 1: Local Filtering

Due to economic reasons, AS64504 might prefer to send traffic to AS64502 instead of AS64505. However, even if paths received from AS64502 are given a large local preference, routers in AS64504 will still send traffic to prefix 2001:DB8::/34 via neighbor AS64505. This situation may push AS64504 to apply an inbound filter for the more-specific prefix, 2001:DB8::/34, on the session with AS64505. After applying the filter, AS64504 will send traffic for the more-specific prefix to AS64502.

#### 2.1.1. Unexpected Traffic Flows Caused by Local Filtering of More-Specific Prefixes

In this section, we show how the decision of AS64504 to perform local filtering creates unexpected traffic flows in AS64502. Figure 2 shows the whole picture of the scenario where AS64501 is a customer of AS64503 and AS64502. AS64503 is a settlement-free peer with AS64502. AS64503 and AS64502 are customers of AS64505. The AS originating the two prefixes, AS64501, performs selective advertisement with the more-specific prefix and only announces it to AS64503.

After AS64504 locally filters the more-specific prefix, traffic from AS64504 to prefix 2001:DB8::/34 is forwarded towards AS64502. Because AS64502 receives the more-specific prefix from AS64503, traffic from AS64504 to 2001:DB8::/34 follows the path AS64504-AS64502-AS64503-AS64501. AS64502's BGP policies are implemented to avoid transporting traffic between AS64504 and AS64503. However, due to the discrepancies of routes between the more and the less-specific prefixes, unexpected traffic flows between AS64504 and AS64503 exist in AS64502's network.

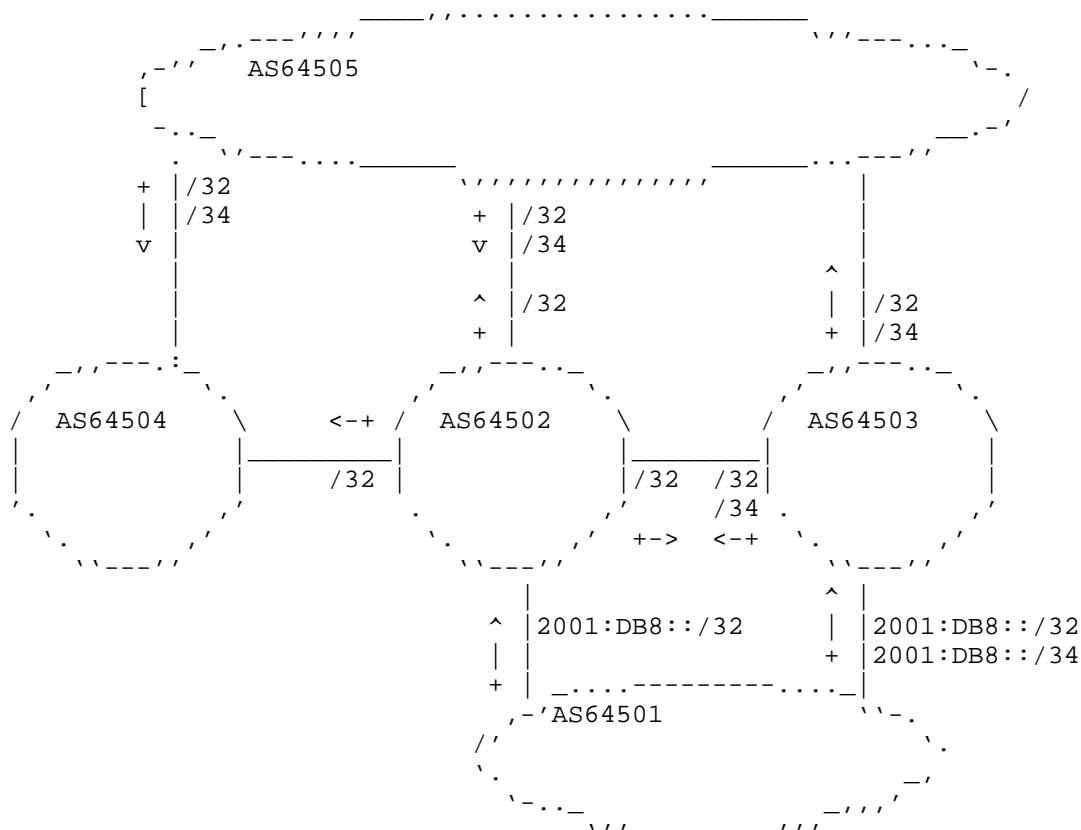


Figure 2: Unexpected Traffic Flows Due to Local Filtering

## 2.2. Remote Filtering

ISPs can tag the BGP paths that they propagate to neighboring ASes with communities in order to tweak the propagation behavior of the ASes that handle these paths; see a paper from 2008 by Donnet and Bonaventure [on\_BGP\_communities]. Some ISPs allow their customers to use such communities to let the receiving AS not export the path to some selected neighboring ASes. By combining communities, the prefix could be advertised only to a given peer of the AS providing this feature. A network operator can leverage remote filtering to, for instance, limit the scope of prefixes and hence perform more granular inbound traffic engineering.

Figure 3 illustrates a scenario in which an AS uses BGP communities to command its provider to selectively propagate a more-specific prefix. Let AS64501 be a customer of AS64502 and AS64503. AS64501 originates prefix 2001:DB8::/32, which it advertises to AS64502 and AS64503. AS64502 and AS64503 are settlement-free peers. Let AS64501 do selective advertisement and only propagate 2001:DB8::/34 over AS64503. AS64503 would normally propagate this prefix to its customers, providers, and peers, including AS64502.

Let us consider that AS64501 decides to limit the scope of the more-specific prefix. AS64501 can make this decision based on its traffic engineering strategy. To achieve this, AS64501 can tag the more-specific prefix with a set of communities that leads AS64503 to only propagate the path to AS64502.

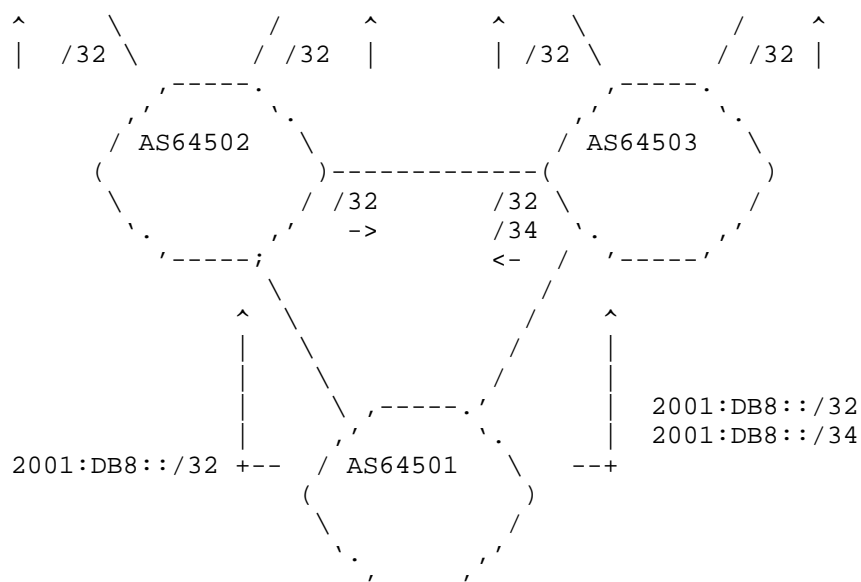


Figure 3: Remote-Triggered Filtering

#### 2.2.1. Unexpected Traffic Flows Caused by Remotely Triggered Filtering of More-Specific Prefixes

Figure 4 expands the scenario from Figure 3 and includes other ASes peering with AS64502 and AS64503. Due to the limitation on the scope performed on the more-specific prefix, ASes that are not customers of AS64502 will not receive a path for 2001:DB8::/34. These ASes will forward packets destined to 2001:DB8::/34 according to their routing state for 2001:DB8::/32. Let us assume that AS64505 is such an AS and that its best path towards 2001:DB8::/32 is through AS64502.

Packets sent towards 2001:DB8::1 by AS64505 will reach AS64502. However, in the data plane of the nodes of AS64502, the longest prefix match for 2001:DB8::1 is 2001:DB8::/34, which is reached through AS64503, a settlement-free peer of AS64502. Since AS64505 is not in the customer branch of AS64502, traffic flows between two noncustomer ASes in AS64502.

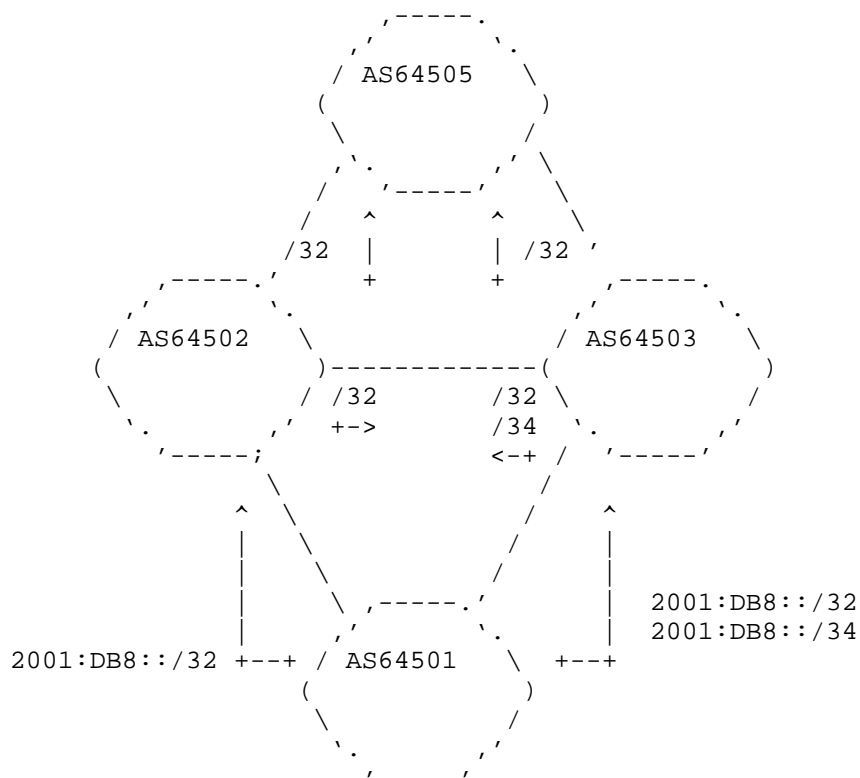


Figure 4: Unexpected Traffic Flows Due to Remote-Triggered Filtering

### 3. Techniques to Detect Unexpected Traffic Flows Caused by Filtering of More-Specific Prefixes

#### 3.1. Existence of Unexpected Traffic Flows within an AS

To detect if unexpected traffic flows are taking place in its network, an ISP can monitor its traffic data to check if it is providing transit between two of its peers, although its policy is configured to not provide such transit. IPFIX [RFC7011] is an example of a technology that can be used to export information regarding traffic flows across the network. Traffic information must

be analyzed under the perspective of the business relationships with neighboring ASes to detect the flows not fitting the policy. Operators can use collection systems that combine traffic statistics with policy information for this end. See the pmacct project [PMACCT] for an open-source application meeting these requirements.

Note that the AS detecting the unexpected traffic flow may simply realize that its policy configuration is broken. The first recommended action upon detection of an unexpected traffic flow is to verify the correctness of the BGP configuration.

Once the local configuration is confirmed correct, the operator should check if the unexpected flow arose due to filtering of BGP paths for more-specific prefixes by neighboring ASes. This can be performed in two steps. First, the operator should check whether the neighboring AS originating the unexpected flow is forwarding traffic using a less-specific prefix that is announced to it by the affected network. The second step is to try to infer the reason why the neighboring AS does not use the more-specific path for forwarding, i.e., finding why the more-specific prefix was filtered. Due to the distributed nature and restricted visibility of the steering of BGP policies, this second step does not identify the origin of the problem with guaranteed accuracy.

For the first step, the operator should check if the destination address of the unexpected traffic flow is locally routed as per a more-specific prefix only received from noncustomer peers. The operator should also check if there are paths to a less-specific prefix received from a customer and hence propagated to peers. If these two situations happen at the same time, the neighboring AS at the entry point of the unexpected flow is routing the traffic based on the less-specific prefix, although the ISP is actually forwarding the traffic via noncustomer links.

For the second step, one can rely on human interaction or looking glasses to find out whether local filtering, remote filtering, or selective propagation was performed on the more-specific prefix. No openly available tools that can automatically perform this operation have been identified.

### 3.2. Contribution to the Existence of Unexpected Traffic Flows in Another AS

It can be considered problematic to trigger unexpected traffic flows in another AS. It is thus advisable for an AS to assess the risks of filtering more-specific prefixes before implementing them by obtaining as much information as possible about its surrounding routing environment.

There may be justifiable reasons for one ISP to perform filtering: either to enforce established policies or to provide prefix-advertisement scoping features to its customers. These can vary from troubleshooting purposes to business-relationship implementations. Restricting the use of these features for the sake of avoiding the creation of unexpected traffic flows is not a practical option.

In order to assess the risk of filtering more-specific prefixes, the AS would need information on the routing policies and the relationships among external ASes to detect if its actions could trigger the appearance of unexpected traffic flows. With this information, the operator could detect other ASes receiving the more-specific prefix from noncustomer ASes while announcing the less-specific prefix to other noncustomer ASes. If the filtering of the more-specific prefix leads other ASes to send traffic for the more-specific prefix to these ASes, an unexpected traffic flow can arise. However, the information required for this operation is difficult to obtain since it is frequently considered confidential.

#### 4. Techniques to Traffic Engineer Unexpected Flows

Network operators can adopt different approaches with respect to unexpected traffic flows. Note that due to the complexity of inter-domain routing policies, there is not a single solution that can be applied to all situations. This section provides potential solutions that ISPs must evaluate against each particular case. We classify these actions according to whether they are proactive or reactive.

Reactive approaches are those in which the operator tries to detect the situations via monitoring and solve unexpected traffic flows manually on a case-by-case basis.

Anticipant or preventive approaches are those in which the routing system will not let the unexpected traffic flows actually take place when the scenario arises.

We use the scenario depicted in Figure 5 to describe these two kinds of approaches. Since proactive approaches can be complex to implement and can lead to undesired effects, the reactive approach is the more reasonable recommendation to deal with unexpected flows.

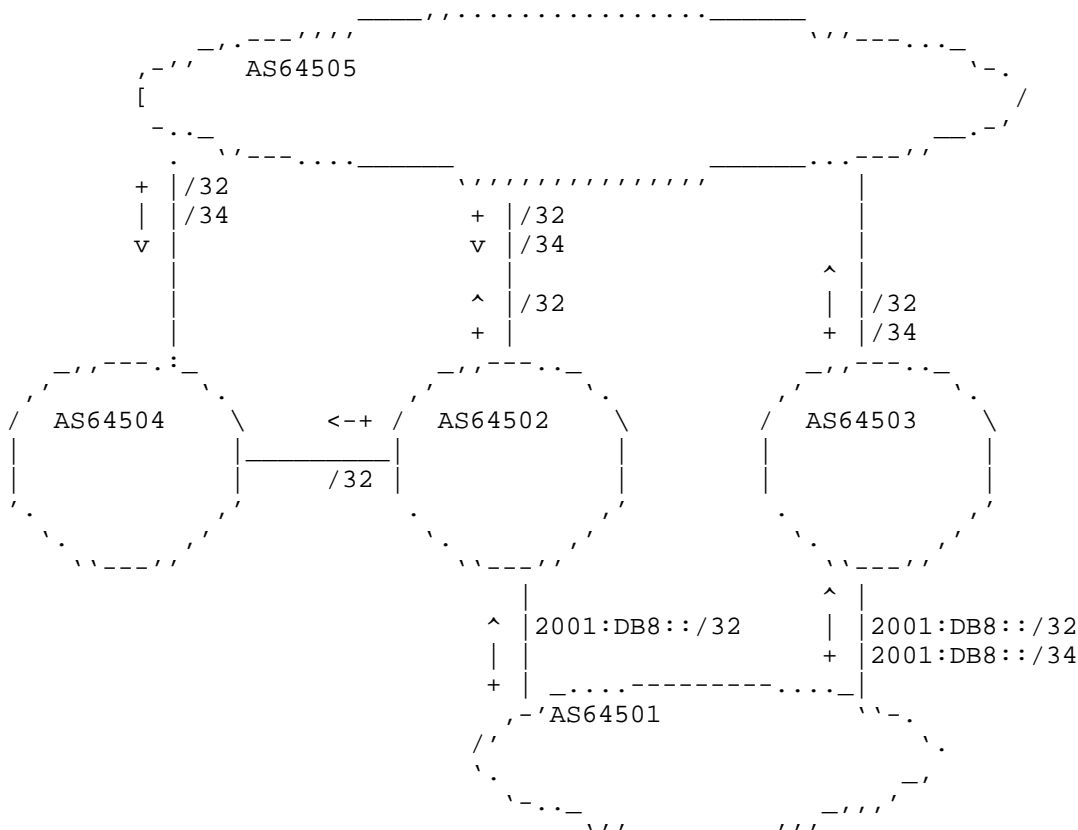


Figure 5: Traffic Engineering of Unexpected Traffic Flows -  
Base Example

#### 4.1. Reactive Traffic Engineering

An operator who detects unexpected traffic flows originated by any of the cases described in Section 2 can contact the ASes that are likely to have performed the propagation tweaks, inform them of the situation, and persuade them to change their behavior.

If the situation remains, the operator can implement prefix filtering in order to stop the unexpected flows. The operator can decide to perform this action over the session with the operator announcing the more-specific prefix or over the session with the neighboring AS from which it is receiving the traffic. Each of these options carry a different repercussion for the affected AS. We briefly describe the two alternatives.

- o An operator can decide to stop announcing the less-specific prefix at the peering session with the neighboring AS from which it is receiving traffic to the more-specific prefix. In the example of Figure 5, AS64502 would filter out the prefix 2001:DB8::/32 from the eBGP session with AS64504. In this case, traffic heading to the prefix 2001:DB8::/32 from AS64501 would no longer traverse AS64502. AS64502 should evaluate if solving the issues originated by the unexpected traffic flows are worth the loss of this traffic share.
- o An operator can decide to filter out the more-specific prefix at the peering session over which it was received. In the example of Figure 5, AS64502 would filter out the incoming prefix 2001:DB8::/34 from the eBGP session with AS64505. As a result, the traffic destined to that /32 would be forwarded by AS64502 along its link with AS64501, despite the actions performed by AS64501 to have this traffic coming in through its link with AS64503. However, as AS64502 will no longer know a route to the more-specific prefix, it risks losing the traffic share from customers different from AS64501 to that prefix. Furthermore, this action can generate conflicts between AS64502 and AS64501, since AS64502 does not follow the routing information expressed by AS64501 in its BGP announcements.

Note that it is possible that the behavior of the neighboring AS causing the unexpected traffic flows violates a contractual agreement between the two networks.

## 4.2. Proactive Measures

### 4.2.1. Access Lists

An operator could install access lists to prevent unexpected traffic flows from happening in the first place. In the example of Figure 5, AS64502 would install an access list denying packets matching 2001:DB8::/34 associated with the interface connecting to AS64504. As a result, traffic destined to that prefix would be dropped despite the existence of a valid route towards 2001:DB8::/32.

The operational overhead of such a solution is considered high, as the operator would have to constantly adapt these access lists to accommodate inter-domain routing changes. Moreover, this technique lets packets destined to a valid prefix be dropped while they are sent from a neighboring AS that may not know about the policy conflict and hence had no means to avoid the creation of unexpected traffic flows. For this reason, this technique can be considered harmful.

#### 4.2.2. Neighbor-Specific Forwarding

An operator can technically ensure that traffic destined to a given prefix will be forwarded from an entry point of the network based only on the set of paths that have been advertised over that entry point.

As an example, let us analyze the scenario of Figure 5 from the point of view of AS64502. The edge router connecting to the AS64504 forwards packets destined to prefix 2001:DB8::/34 towards AS64505. Likewise, it forwards packets destined to prefix 2001:DB8::/32 towards AS64501. The router, however, only propagates the path of the less-specific prefix (2001:DB8::/32) to AS64504. An operator could implement the necessary techniques to force the edge router to forward packets coming from AS64504 based only on the paths propagated to AS64504. Thus, the edge router would forward packets destined to 2001:DB8::/34 towards AS64501, in which case no unexpected traffic flow would occur.

Different techniques could provide this functionality; however, their technical implementation can be complex to design and operate. An operator could, for instance, employ VPN Routing and Forwarding (VRF) tables [RFC4364] to store the routes announced to a neighbor and forward traffic exclusively based on those routes. A presentation from 2009 [on\_BGP\_RS\_VPNs] describes the use of such an architecture for Internet routing and provides a description of its limitations.

In such architecture, packets received from a peer would be forwarded solely based on the paths that fit the path propagation policy for that peer and not based on the global routing table of the router. As a result, a more-specific path that would not be propagated to a peer will not be used to forward a packet from that peer, and the unexpected flow will not take place. Packets will be forwarded based on the policy-compliant, less-specific prefix. However, note that an operator must make sure that all their routers could support the potential performance impact of this approach.

Note that similar to the solution described in Section 4.1, this approach could create conflicts between AS64502 and AS64501, since the traffic forwarding performed by AS64502 goes against the policy of AS64501.

## 5. Conclusions

This document describes how filtering and selective propagation of more-specific prefixes can potentially create unexpected traffic flows across some ASes. We provided examples of scenarios where these practices lead to unexpected traffic flows and introduce some techniques for their detection and prevention. Although there are reasonable situations in which ASes could filter more-specific prefixes, network operators are encouraged to implement this type of filter considering the cases described in this document. Operators can implement monitoring systems to detect unexpected traffic flows and react to them according to their own policy.

## 6. Security Considerations

It is possible for an AS to use any of the methods described in this document to deliberately reroute traffic flowing through another AS. This document described the potential routing security issue and analyzed ways for operators to defend against it.

It must be noted that, at the time of this document, there are no existing or proposed tools to automatically protect against such behavior. Operators can use network monitoring and collection tools to detect unexpected flows and deal with them on a case-by-case basis.

## 7. References

### 7.1. Normative References

- [RFC1812] Baker, F., Ed., "Requirements for IP Version 4 Routers", RFC 1812, DOI 10.17487/RFC1812, June 1995, <<http://www.rfc-editor.org/info/rfc1812>>.
- [RFC4364] Rosen, E. and Y. Rekhter, "BGP/MPLS IP Virtual Private Networks (VPNs)", RFC 4364, DOI 10.17487/RFC4364, February 2006, <<http://www.rfc-editor.org/info/rfc4364>>.
- [RFC4384] Meyer, D., "BGP Communities for Data Collection", BCP 114, RFC 4384, DOI 10.17487/RFC4384, February 2006, <<http://www.rfc-editor.org/info/rfc4384>>.
- [RFC7011] Claise, B., Ed., Trammell, B., Ed., and P. Aitken, "Specification of the IP Flow Information Export (IPFIX) Protocol for the Exchange of Flow Information", STD 77, RFC 7011, DOI 10.17487/RFC7011, September 2013, <<http://www.rfc-editor.org/info/rfc7011>>.

## 7.2. Informative References

### [INIT7-RIPE63]

Kunzler, F., "How More Specifics increase your transit bill (and ways to avoid it)", Reseaux IP Europeens (RIPE) 63rd Meeting, October 2011, <<http://ripe63.ripe.net/presentations/48-How-more-specifics-increase-your-transit-bill-v0.2.pdf>>.

### [on\_BGP\_communities]

Donnet, B. and O. Bonaventure, "On BGP Communities", ACM SIGCOMM Computer Communication Review, Volume 38, Number 2, pp. 55-59, DOI 10.1145/1355734.1355743, April 2008, <<http://www.sigcomm.org/sites/default/files/ccr/papers/2008/April/1355734-1355743.pdf>>.

### [on\_BGP\_RS\_VPNs]

Vanbever, L., Francois, P., Bonaventure, O., and J. Rexford, "Customized BGP Route Selection Using BGP/MPLS VPNs", Cisco Systems, Routing Symposium, October 2009, <[http://inl.info.ucl.ac.be/system/files/Cisco\\_NAG\\_2009\\_ns\\_bgp.pdf](http://inl.info.ucl.ac.be/system/files/Cisco_NAG_2009_ns_bgp.pdf)>.

### [PMACCT]

"pmacct project: IP accounting iconoclasm", <<http://www.pmacct.net>>.

#### Acknowledgements

The authors would like to thank Wes George, Jon Mitchell, Bruno Decraene, and Job Snijders for their useful suggestions and comments.

#### Authors' Addresses

Camilo Cardona  
IMDEA Networks/UC3M  
Avenida del Mar Mediterraneo, 22  
Leganes 28919  
Spain

Email: [juancamilo.cardona@imdea.org](mailto:juancamilo.cardona@imdea.org)

Pierre Francois  
Cisco Systems  
170 W. Tasman Drive  
San Jose, CA 95134  
United States

Email: [pifranco@cisco.com](mailto:pifranco@cisco.com)

Paolo Lucente  
Cisco Systems  
170 W. Tasman Drive  
San Jose, CA 95134  
United States

Email: [plucente@cisco.com](mailto:plucente@cisco.com)

