

Internet Engineering Task Force (IETF)
Request for Comments: 6787
Category: Standards Track
ISSN: 2070-1721

D. Burnett
Voxeo
S. Shanmugham
Cisco Systems, Inc.
November 2012

Media Resource Control Protocol Version 2 (MRCPv2)

Abstract

The Media Resource Control Protocol Version 2 (MRCPv2) allows client hosts to control media service resources such as speech synthesizers, recognizers, verifiers, and identifiers residing in servers on the network. MRCPv2 is not a "stand-alone" protocol -- it relies on other protocols, such as the Session Initiation Protocol (SIP), to coordinate MRCPv2 clients and servers and manage sessions between them, and the Session Description Protocol (SDP) to describe, discover, and exchange capabilities. It also depends on SIP and SDP to establish the media sessions and associated parameters between the media source or sink and the media server. Once this is done, the MRCPv2 exchange operates over the control session established above, allowing the client to control the media processing resources on the speech resource server.

Status of This Memo

This is an Internet Standards Track document.

This document is a product of the Internet Engineering Task Force (IETF). It represents the consensus of the IETF community. It has received public review and has been approved for publication by the Internet Engineering Steering Group (IESG). Further information on Internet Standards is available in Section 2 of RFC 5741.

Information about the current status of this document, any errata, and how to provide feedback on it may be obtained at <http://www.rfc-editor.org/info/rfc6787>.

Copyright Notice

Copyright (c) 2012 IETF Trust and the persons identified as the document authors. All rights reserved.

This document is subject to BCP 78 and the IETF Trust's Legal Provisions Relating to IETF Documents (<http://trustee.ietf.org/license-info>) in effect on the date of publication of this document. Please review these documents

carefully, as they describe your rights and restrictions with respect to this document. Code Components extracted from this document must include Simplified BSD License text as described in Section 4.e of the Trust Legal Provisions and are provided without warranty as described in the Simplified BSD License.

This document may contain material from IETF Documents or IETF Contributions published or made publicly available before November 10, 2008. The person(s) controlling the copyright in some of this material may not have granted the IETF Trust the right to allow modifications of such material outside the IETF Standards Process. Without obtaining an adequate license from the person(s) controlling the copyright in such materials, this document may not be modified outside the IETF Standards Process, and derivative works of it may not be created outside the IETF Standards Process, except to format it for publication as an RFC or to translate it into languages other than English.

Table of Contents

1. Introduction	8
2. Document Conventions	9
2.1. Definitions	10
2.2. State-Machine Diagrams	10
2.3. URI Schemes	11
3. Architecture	11
3.1. MRCPv2 Media Resource Types	12
3.2. Server and Resource Addressing	14
4. MRCPv2 Basics	14
4.1. Connecting to the Server	14
4.2. Managing Resource Control Channels	14
4.3. SIP Session Example	17
4.4. Media Streams and RTP Ports	22
4.5. MRCPv2 Message Transport	24
4.6. MRCPv2 Session Termination	24
5. MRCPv2 Specification	24
5.1. Common Protocol Elements	25
5.2. Request	28
5.3. Response	29
5.4. Status Codes	30
5.5. Events	31
6. MRCPv2 Generic Methods, Headers, and Result Structure	32
6.1. Generic Methods	32
6.1.1. SET-PARAMS	32
6.1.2. GET-PARAMS	33
6.2. Generic Message Headers	34
6.2.1. Channel-Identifier	35
6.2.2. Accept	36

6.2.3.	Active-Request-Id-List	36
6.2.4.	Proxy-Sync-Id	36
6.2.5.	Accept-Charset	37
6.2.6.	Content-Type	37
6.2.7.	Content-ID	38
6.2.8.	Content-Base	38
6.2.9.	Content-Encoding	38
6.2.10.	Content-Location	39
6.2.11.	Content-Length	39
6.2.12.	Fetch Timeout	39
6.2.13.	Cache-Control	40
6.2.14.	Logging-Tag	41
6.2.15.	Set-Cookie	42
6.2.16.	Vendor-Specific Parameters	44
6.3.	Generic Result Structure	44
6.3.1.	Natural Language Semantics Markup Language	45
7.	Resource Discovery	46
8.	Speech Synthesizer Resource	47
8.1.	Synthesizer State Machine	48
8.2.	Synthesizer Methods	48
8.3.	Synthesizer Events	49
8.4.	Synthesizer Header Fields	49
8.4.1.	Jump-Size	49
8.4.2.	Kill-On-Barge-In	50
8.4.3.	Speaker-Profile	51
8.4.4.	Completion-Cause	51
8.4.5.	Completion-Reason	52
8.4.6.	Voice-Parameter	52
8.4.7.	Prosody-Parameters	53
8.4.8.	Speech-Marker	53
8.4.9.	Speech-Language	54
8.4.10.	Fetch-Hint	54
8.4.11.	Audio-Fetch-Hint	55
8.4.12.	Failed-URI	55
8.4.13.	Failed-URI-Cause	55
8.4.14.	Speak-Restart	56
8.4.15.	Speak-Length	56
8.4.16.	Load-Lexicon	57
8.4.17.	Lexicon-Search-Order	57
8.5.	Synthesizer Message Body	57
8.5.1.	Synthesizer Speech Data	57
8.5.2.	Lexicon Data	59
8.6.	SPEAK Method	60
8.7.	STOP	62
8.8.	BARGE-IN-OCCURRED	63
8.9.	PAUSE	65
8.10.	RESUME	66
8.11.	CONTROL	67

8.12.	SPEAK-COMPLETE	69
8.13.	SPEECH-MARKER	70
8.14.	DEFINE-LEXICON	71
9.	Speech Recognizer Resource	72
9.1.	Recognizer State Machine	74
9.2.	Recognizer Methods	74
9.3.	Recognizer Events	75
9.4.	Recognizer Header Fields	75
9.4.1.	Confidence-Threshold	77
9.4.2.	Sensitivity-Level	77
9.4.3.	Speed-Vs-Accuracy	77
9.4.4.	N-Best-List-Length	78
9.4.5.	Input-Type	78
9.4.6.	No-Input-Timeout	78
9.4.7.	Recognition-Timeout	79
9.4.8.	Waveform-URI	79
9.4.9.	Media-Type	80
9.4.10.	Input-Waveform-URI	80
9.4.11.	Completion-Cause	80
9.4.12.	Completion-Reason	83
9.4.13.	Recognizer-Context-Block	83
9.4.14.	Start-Input-Timers	83
9.4.15.	Speech-Complete-Timeout	84
9.4.16.	Speech-Incomplete-Timeout	84
9.4.17.	DTMF-Interdigit-Timeout	85
9.4.18.	DTMF-Term-Timeout	85
9.4.19.	DTMF-Term-Char	85
9.4.20.	Failed-URI	86
9.4.21.	Failed-URI-Cause	86
9.4.22.	Save-Waveform	86
9.4.23.	New-Audio-Channel	86
9.4.24.	Speech-Language	87
9.4.25.	Ver-Buffer-Utterance	87
9.4.26.	Recognition-Mode	87
9.4.27.	Cancel-If-Queue	88
9.4.28.	Hotword-Max-Duration	88
9.4.29.	Hotword-Min-Duration	88
9.4.30.	Interpret-Text	89
9.4.31.	DTMF-Buffer-Time	89
9.4.32.	Clear-DTMF-Buffer	89
9.4.33.	Early-No-Match	90
9.4.34.	Num-Min-Consistent-Pronunciations	90
9.4.35.	Consistency-Threshold	90
9.4.36.	Clash-Threshold	90
9.4.37.	Personal-Grammar-URI	91
9.4.38.	Enroll-Utterance	91
9.4.39.	Phrase-Id	91
9.4.40.	Phrase-NL	92

9.4.41.	Weight	92
9.4.42.	Save-Best-Waveform	92
9.4.43.	New-Phrase-Id	93
9.4.44.	Confusable-Phrases-URI	93
9.4.45.	Abort-Phrase-Enrollment	93
9.5.	Recognizer Message Body	93
9.5.1.	Recognizer Grammar Data	93
9.5.2.	Recognizer Result Data	97
9.5.3.	Enrollment Result Data	98
9.5.4.	Recognizer Context Block	98
9.6.	Recognizer Results	99
9.6.1.	Markup Functions	99
9.6.2.	Overview of Recognizer Result Elements and Their Relationships	100
9.6.3.	Elements and Attributes	101
9.7.	Enrollment Results	106
9.7.1.	<num-clashes> Element	106
9.7.2.	<num-good-repetitions> Element	106
9.7.3.	<num-repetitions-still-needed> Element	107
9.7.4.	<consistency-status> Element	107
9.7.5.	<clash-phrase-ids> Element	107
9.7.6.	<transcriptions> Element	107
9.7.7.	<confusable-phrases> Element	107
9.8.	DEFINE-GRAMMAR	107
9.9.	RECOGNIZE	111
9.10.	STOP	118
9.11.	GET-RESULT	119
9.12.	START-OF-INPUT	120
9.13.	START-INPUT-TIMERS	120
9.14.	RECOGNITION-COMPLETE	120
9.15.	START-PHRASE-ENROLLMENT	123
9.16.	ENROLLMENT-ROLLBACK	124
9.17.	END-PHRASE-ENROLLMENT	124
9.18.	MODIFY-PHRASE	125
9.19.	DELETE-PHRASE	125
9.20.	INTERPRET	125
9.21.	INTERPRETATION-COMPLETE	127
9.22.	DTMF Detection	128
10.	Recorder Resource	129
10.1.	Recorder State Machine	129
10.2.	Recorder Methods	130
10.3.	Recorder Events	130
10.4.	Recorder Header Fields	130
10.4.1.	Sensitivity-Level	130
10.4.2.	No-Input-Timeout	131
10.4.3.	Completion-Cause	131
10.4.4.	Completion-Reason	132
10.4.5.	Failed-URI	132

10.4.6.	Failed-URI-Cause	132
10.4.7.	Record-URI	132
10.4.8.	Media-Type	133
10.4.9.	Max-Time	133
10.4.10.	Trim-Length	134
10.4.11.	Final-Silence	134
10.4.12.	Capture-On-Speech	134
10.4.13.	Ver-Buffer-Utterance	134
10.4.14.	Start-Input-Timers	135
10.4.15.	New-Audio-Channel	135
10.5.	Recorder Message Body	135
10.6.	RECORD	135
10.7.	STOP	136
10.8.	RECORD-COMPLETE	137
10.9.	START-INPUT-TIMERS	138
10.10.	START-OF-INPUT	138
11.	Speaker Verification and Identification	139
11.1.	Speaker Verification State Machine	140
11.2.	Speaker Verification Methods	142
11.3.	Verification Events	144
11.4.	Verification Header Fields	144
11.4.1.	Repository-URI	144
11.4.2.	Voiceprint-Identifier	145
11.4.3.	Verification-Mode	145
11.4.4.	Adapt-Model	146
11.4.5.	Abort-Model	146
11.4.6.	Min-Verification-Score	147
11.4.7.	Num-Min-Verification-Phrases	147
11.4.8.	Num-Max-Verification-Phrases	147
11.4.9.	No-Input-Timeout	148
11.4.10.	Save-Waveform	148
11.4.11.	Media-Type	148
11.4.12.	Waveform-URI	148
11.4.13.	Voiceprint-Exists	149
11.4.14.	Ver-Buffer-Utterance	149
11.4.15.	Input-Waveform-URI	149
11.4.16.	Completion-Cause	150
11.4.17.	Completion-Reason	151
11.4.18.	Speech-Complete-Timeout	151
11.4.19.	New-Audio-Channel	152
11.4.20.	Abort-Verification	152
11.4.21.	Start-Input-Timers	152
11.5.	Verification Message Body	152
11.5.1.	Verification Result Data	152
11.5.2.	Verification Result Elements	153
11.6.	START-SESSION	157
11.7.	END-SESSION	158
11.8.	QUERY-VOICEPRINT	159

11.9.	DELETE-VOICEPRINT	160
11.10.	VERIFY	160
11.11.	VERIFY-FROM-BUFFER	160
11.12.	VERIFY-ROLLBACK	164
11.13.	STOP	164
11.14.	START-INPUT-TIMERS	165
11.15.	VERIFICATION-COMPLETE	165
11.16.	START-OF-INPUT	166
11.17.	CLEAR-BUFFER	166
11.18.	GET-INTERMEDIATE-RESULT	167
12.	Security Considerations	168
12.1.	Rendezvous and Session Establishment	168
12.2.	Control Channel Protection	168
12.3.	Media Session Protection	169
12.4.	Indirect Content Access	169
12.5.	Protection of Stored Media	170
12.6.	DTMF and Recognition Buffers	171
12.7.	Client-Set Server Parameters	171
12.8.	DELETE-VOICEPRINT and Authorization	171
13.	IANA Considerations	171
13.1.	New Registries	171
13.1.1.	MRCPv2 Resource Types	171
13.1.2.	MRCPv2 Methods and Events	172
13.1.3.	MRCPv2 Header Fields	173
13.1.4.	MRCPv2 Status Codes	176
13.1.5.	Grammar Reference List Parameters	176
13.1.6.	MRCPv2 Vendor-Specific Parameters	176
13.2.	NLSML-Related Registrations	177
13.2.1.	'application/nlsml+xml' Media Type Registration	177
13.3.	NLSML XML Schema Registration	178
13.4.	MRCPv2 XML Namespace Registration	178
13.5.	Text Media Type Registrations	178
13.5.1.	text/grammar-ref-list	178
13.6.	'session' URI Scheme Registration	180
13.7.	SDP Parameter Registrations	181
13.7.1.	Sub-Registry "proto"	181
13.7.2.	Sub-Registry "att-field (media-level)"	182
14.	Examples	183
14.1.	Message Flow	183
14.2.	Recognition Result Examples	192
14.2.1.	Simple ASR Ambiguity	192
14.2.2.	Mixed Initiative	192
14.2.3.	DTMF Input	193
14.2.4.	Interpreting Meta-Dialog and Meta-Task Utterances	194
14.2.5.	Anaphora and Deixis	195
14.2.6.	Distinguishing Individual Items from Sets with One Member	195
14.2.7.	Extensibility	196

15. ABNF Normative Definition	196
16. XML Schemas	211
16.1. NLSML Schema Definition	211
16.2. Enrollment Results Schema Definition	213
16.3. Verification Results Schema Definition	214
17. References	218
17.1. Normative References	218
17.2. Informative References	220
Appendix A. Contributors	223
Appendix B. Acknowledgements	223

1. Introduction

MRCPv2 is designed to allow a client device to control media processing resources on the network. Some of these media processing resources include speech recognition engines, speech synthesis engines, speaker verification, and speaker identification engines. MRCPv2 enables the implementation of distributed Interactive Voice Response platforms using VoiceXML [W3C.REC-voicexml20-20040316] browsers or other client applications while maintaining separate back-end speech processing capabilities on specialized speech processing servers. MRCPv2 is based on the earlier Media Resource Control Protocol (MRCP) [RFC4463] developed jointly by Cisco Systems, Inc., Nuance Communications, and Speechworks, Inc. Although some of the method names are similar, the way in which these methods are communicated is different. There are also more resources and more methods for each resource. The first version of MRCP was essentially taken only as input to the development of this protocol. There is no expectation that an MRCPv2 client will work with an MRCPv1 server or vice versa. There is no migration plan or gateway definition between the two protocols.

The protocol requirements of Speech Services Control (SPEECHSC) [RFC4313] include that the solution be capable of reaching a media processing server, setting up communication channels to the media resources, and sending and receiving control messages and media streams to/from the server. The Session Initiation Protocol (SIP) [RFC3261] meets these requirements.

The proprietary version of MRCP ran over the Real Time Streaming Protocol (RTSP) [RFC2326]. At the time work on MRCPv2 was begun, the consensus was that this use of RTSP would break the RTSP protocol or cause backward-compatibility problems, something forbidden by Section 3.2 of [RFC4313]. This is the reason why MRCPv2 does not run over RTSP.

MRCPv2 leverages these capabilities by building upon SIP and the Session Description Protocol (SDP) [RFC4566]. MRCPv2 uses SIP to set up and tear down media and control sessions with the server. In addition, the client can use a SIP re-INVITE method (an INVITE dialog sent within an existing SIP session) to change the characteristics of these media and control session while maintaining the SIP dialog between the client and server. SDP is used to describe the parameters of the media sessions associated with that dialog. It is mandatory to support SIP as the session establishment protocol to ensure interoperability. Other protocols can be used for session establishment by prior agreement. This document only describes the use of SIP and SDP.

MRCPv2 uses SIP and SDP to create the speech client/server dialog and set up the media channels to the server. It also uses SIP and SDP to establish MRCPv2 control sessions between the client and the server for each media processing resource required for that dialog. The MRCPv2 protocol exchange between the client and the media resource is carried on that control session. MRCPv2 exchanges do not change the state of the SIP dialog, the media sessions, or other parameters of the dialog initiated via SIP. It controls and affects the state of the media processing resource associated with the MRCPv2 session(s).

MRCPv2 defines the messages to control the different media processing resources and the state machines required to guide their operation. It also describes how these messages are carried over a transport-layer protocol such as the Transmission Control Protocol (TCP) [RFC0793] or the Transport Layer Security (TLS) Protocol [RFC5246]. (Note: the Stream Control Transmission Protocol (SCTP) [RFC4960] is a viable transport for MRCPv2 as well, but the mapping onto SCTP is not described in this specification.)

2. Document Conventions

The key words "MUST", "MUST NOT", "REQUIRED", "SHALL", "SHALL NOT", "SHOULD", "SHOULD NOT", "RECOMMENDED", "MAY", and "OPTIONAL" in this document are to be interpreted as described in RFC 2119 [RFC2119].

Since many of the definitions and syntax are identical to those for the Hypertext Transfer Protocol -- HTTP/1.1 [RFC2616], this specification refers to the section where they are defined rather than copying it. For brevity, [HX.Y] is to be taken to refer to Section X.Y of RFC 2616.

All the mechanisms specified in this document are described in both prose and an augmented Backus-Naur form (ABNF [RFC5234]).

The complete message format in ABNF form is provided in Section 15 and is the normative format definition. Note that productions may be duplicated within the main body of the document for reading convenience. If a production in the body of the text conflicts with one in the normative definition, the latter rules.

2.1. Definitions

Media Resource

An entity on the speech processing server that can be controlled through MRCPv2.

MRCP Server

Aggregate of one or more "Media Resource" entities on a server, exposed through MRCPv2. Often, 'server' in this document refers to an MRCP server.

MRCP Client

An entity controlling one or more Media Resources through MRCPv2 ("Client" for short).

DTMF

Dual-Tone Multi-Frequency; a method of transmitting key presses in-band, either as actual tones (Q.23 [Q.23]) or as named tone events (RFC 4733 [RFC4733]).

Endpointing

The process of automatically detecting the beginning and end of speech in an audio stream. This is critical both for speech recognition and for automated recording as one would find in voice mail systems.

Hotword Mode

A mode of speech recognition where a stream of utterances is evaluated for match against a small set of command words. This is generally employed either to trigger some action or to control the subsequent grammar to be used for further recognition.

2.2. State-Machine Diagrams

The state-machine diagrams in this document do not show every possible method call. Rather, they reflect the state of the resource based on the methods that have moved to IN-PROGRESS or COMPLETE states (see Section 5.3). Note that since PENDING requests essentially have not affected the resource yet and are in the queue to be processed, they are not reflected in the state-machine diagrams.

2.3. URI Schemes

This document defines many protocol headers that contain URIs (Uniform Resource Identifiers [RFC3986]) or lists of URIs for referencing media. The entire document, including the Security Considerations section (Section 12), assumes that HTTP or HTTP over TLS (HTTPS) [RFC2818] will be used as the URI addressing scheme unless otherwise stated. However, implementations MAY support other schemes (such as 'file'), provided they have addressed any security considerations described in this document and any others particular to the specific scheme. For example, implementations where the client and server both reside on the same physical hardware and the file system is secured by traditional user-level file access controls could be reasonable candidates for supporting the 'file' scheme.

3. Architecture

A system using MRCPv2 consists of a client that requires the generation and/or consumption of media streams and a media resource server that has the resources or "engines" to process these streams as input or generate these streams as output. The client uses SIP and SDP to establish an MRCPv2 control channel with the server to use its media processing resources. MRCPv2 servers are addressed using SIP URIs.

SIP uses SDP with the offer/answer model described in RFC 3264 [RFC3264] to set up the MRCPv2 control channels and describe their characteristics. A separate MRCPv2 session is needed to control each of the media processing resources associated with the SIP dialog between the client and server. Within a SIP dialog, the individual resource control channels for the different resources are added or removed through SDP offer/answer carried in a SIP re-INVITE transaction.

The server, through the SDP exchange, provides the client with a difficult-to-guess, unambiguous channel identifier and a TCP port number (see Section 4.2). The client MAY then open a new TCP connection with the server on this port number. Multiple MRCPv2 channels can share a TCP connection between the client and the server. All MRCPv2 messages exchanged between the client and the server carry the specified channel identifier that the server MUST ensure is unambiguous among all MRCPv2 control channels that are active on that server. The client uses this channel identifier to indicate the media processing resource associated with that channel. For information on message framing, see Section 5.

SIP also establishes the media sessions between the client (or other source/sink of media) and the MRCPv2 server using SDP "m=" lines.

One or more media processing resources may share a media session under a SIP session, or each media processing resource may have its own media session.

The following diagram shows the general architecture of a system that uses MRCPv2. To simplify the diagram, only a few resources are shown.

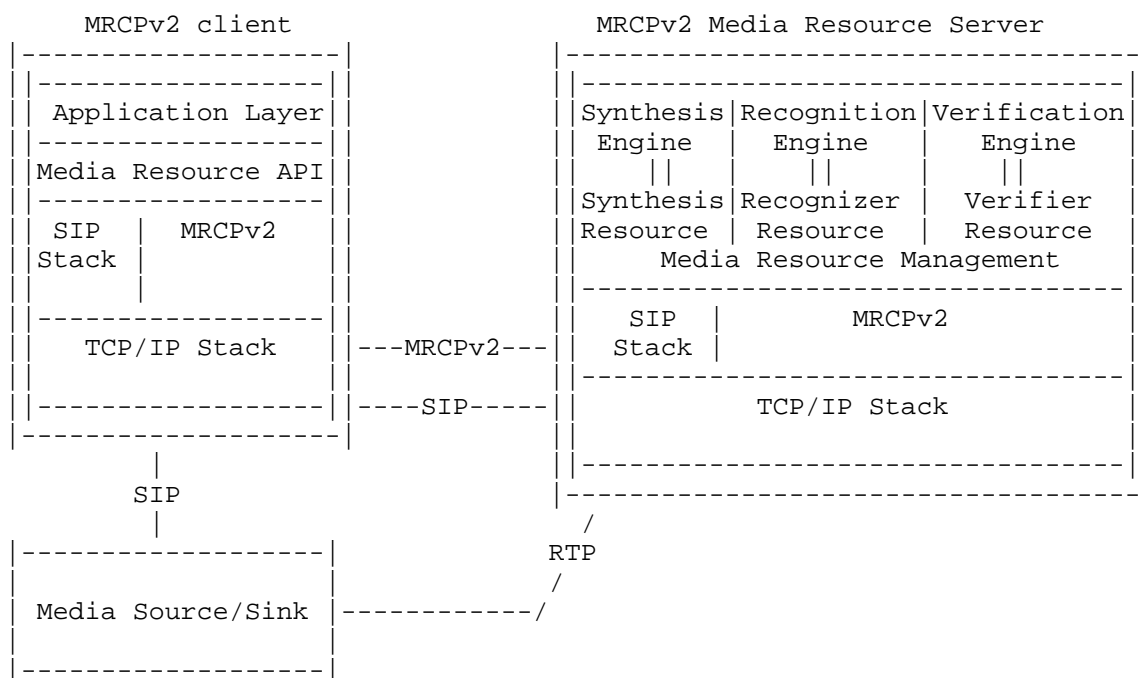


Figure 1: Architectural Diagram

3.1. MRCPv2 Media Resource Types

An MRCPv2 server may offer one or more of the following media processing resources to its clients.

Basic Synthesizer

A speech synthesizer resource that has very limited capabilities and can generate its media stream exclusively from concatenated audio clips. The speech data is described using a limited subset of the Speech Synthesis Markup Language (SSML) [W3C.REC-speech-synthesis-20040907] elements. A basic synthesizer **MUST** support the SSML tags `<peak>`, `<audio>`, `<say-as>`, and `<mark>`.

Speech Synthesizer

A full-capability speech synthesis resource that can render speech from text. Such a synthesizer **MUST** have full SSML [W3C.REC-speech-synthesis-20040907] support.

Recorder

A resource capable of recording audio and providing a URI pointer to the recording. A recorder **MUST** provide endpointing capabilities for suppressing silence at the beginning and end of a recording, and **MAY** also suppress silence in the middle of a recording. If such suppression is done, the recorder **MUST** maintain timing metadata to indicate the actual timestamps of the recorded media.

DTMF Recognizer

A recognizer resource capable of extracting and interpreting Dual-Tone Multi-Frequency (DTMF) [Q.23] digits in a media stream and matching them against a supplied digit grammar. It could also do a semantic interpretation based on semantic tags in the grammar.

Speech Recognizer

A full speech recognition resource that is capable of receiving a media stream containing audio and interpreting it to recognition results. It also has a natural language semantic interpreter to post-process the recognized data according to the semantic data in the grammar and provide semantic results along with the recognized input. The recognizer **MAY** also support enrolled grammars, where the client can enroll and create new personal grammars for use in future recognition operations.

Speaker Verifier

A resource capable of verifying the authenticity of a claimed identity by matching a media stream containing spoken input to a pre-existing voiceprint. This may also involve matching the caller's voice against more than one voiceprint, also called multi-verification or speaker identification.

3.2. Server and Resource Addressing

The MRCPv2 server is a generic SIP server, and is thus addressed by a SIP URI (RFC 3261 [RFC3261]).

For example:

```
sip:mrpv2@example.net    or  
sips:mrpv2@example.net
```

4. MRCPv2 Basics

MRCPv2 requires a connection-oriented transport-layer protocol such as TCP to guarantee reliable sequencing and delivery of MRCPv2 control messages between the client and the server. In order to meet the requirements for security enumerated in SPEECHSC requirements [RFC4313], clients and servers MUST implement TLS as well. One or more connections between the client and the server can be shared among different MRCPv2 channels to the server. The individual messages carry the channel identifier to differentiate messages on different channels. MRCPv2 encoding is text based with mechanisms to carry embedded binary data. This allows arbitrary data like recognition grammars, recognition results, synthesizer speech markup, etc., to be carried in MRCPv2 messages. For information on message framing, see Section 5.

4.1. Connecting to the Server

MRCPv2 employs SIP, in conjunction with SDP, as the session establishment and management protocol. The client reaches an MRCPv2 server using conventional INVITE and other SIP requests for establishing, maintaining, and terminating SIP dialogs. The SDP offer/answer exchange model over SIP is used to establish a resource control channel for each resource. The SDP offer/answer exchange is also used to establish media sessions between the server and the source or sink of audio.

4.2. Managing Resource Control Channels

The client needs a separate MRCPv2 resource control channel to control each media processing resource under the SIP dialog. A unique channel identifier string identifies these resource control channels. The channel identifier is a difficult-to-guess, unambiguous string followed by an "@", then by a string token specifying the type of resource. The server generates the channel identifier and MUST make sure it does not clash with the identifier of any other MRCP channel currently allocated by that server. MRCPv2 defines the following IANA-registered types of media processing

resources. Additional resource types and their associated methods/ events and state machines may be added as described below in Section 13.

Resource Type	Resource Description	Described in
speechrecog	Speech Recognizer	Section 9
dtmfrecog	DTMF Recognizer	Section 9
speechsynth	Speech Synthesizer	Section 8
basicsynth	Basic Synthesizer	Section 8
speakverify	Speaker Verification	Section 11
recorder	Speech Recorder	Section 10

Table 1: Resource Types

The SIP INVITE or re-INVITE transaction and the SDP offer/answer exchange it carries contain "m=" lines describing the resource control channel to be allocated. There MUST be one SDP "m=" line for each MRCPv2 resource to be used in the session. This "m=" line MUST have a media type field of "application" and a transport type field of either "TCP/MRCPv2" or "TCP/TLS/MRCPv2". The port number field of the "m=" line MUST contain the "discard" port of the transport protocol (port 9 for TCP) in the SDP offer from the client and MUST contain the TCP listen port on the server in the SDP answer. The client may then either set up a TCP or TLS connection to that server port or share an already established connection to that port. Since MRCPv2 allows multiple sessions to share the same TCP connection, multiple "m=" lines in a single SDP document MAY share the same port field value; MRCPv2 servers MUST NOT assume any relationship between resources using the same port other than the sharing of the communication channel.

MRCPv2 resources do not use the port or format field of the "m=" line to distinguish themselves from other resources using the same channel. The client MUST specify the resource type identifier in the resource attribute associated with the control "m=" line of the SDP offer. The server MUST respond with the full Channel-Identifier (which includes the resource type identifier and a difficult-to-guess, unambiguous string) in the "channel" attribute associated with the control "m=" line of the SDP answer. To remain backwards compatible with conventional SDP usage, the format field of the "m=" line MUST have the arbitrarily selected value of "1".

When the client wants to add a media processing resource to the session, it issues a new SDP offer, according to the procedures of RFC 3264 [RFC3264], in a SIP re-INVITE request. The SDP offer/answer

exchange carried by this SIP transaction contains one or more additional control "m=" lines for the new resources to be allocated to the session. The server, on seeing the new "m=" line, allocates the resources (if they are available) and responds with a corresponding control "m=" line in the SDP answer carried in the SIP response. If the new resources are not available, the re-INVITE receives an error message, and existing media processing going on before the re-INVITE will continue as it was before. It is not possible to allocate more than one resource of each type. If a client requests more than one resource of any type, the server MUST behave as if the resources of that type (beyond the first one) are not available.

MRCPv2 clients and servers using TCP as a transport protocol MUST use the procedures specified in RFC 4145 [RFC4145] for setting up the TCP connection, with the considerations described hereby. Similarly, MRCPv2 clients and servers using TCP/TLS as a transport protocol MUST use the procedures specified in RFC 4572 [RFC4572] for setting up the TLS connection, with the considerations described hereby. The a=setup attribute, as described in RFC 4145 [RFC4145], MUST be "active" for the offer from the client and MUST be "passive" for the answer from the MRCPv2 server. The a=connection attribute MUST have a value of "new" on the very first control "m=" line offer from the client to an MRCPv2 server. Subsequent control "m=" line offers from the client to the MRCP server MAY contain "new" or "existing", depending on whether the client wants to set up a new connection or share an existing connection, respectively. If the client specifies a value of "new", the server MUST respond with a value of "new". If the client specifies a value of "existing", the server MUST respond. The legal values in the response are "existing" if the server prefers to share an existing connection or "new" if not. In the latter case, the client MUST initiate a new transport connection.

When the client wants to deallocate the resource from this session, it issues a new SDP offer, according to RFC 3264 [RFC3264], where the control "m=" line port MUST be set to 0. This SDP offer is sent in a SIP re-INVITE request. This deallocates the associated MRCPv2 identifier and resource. The server MUST NOT close the TCP or TLS connection if it is currently being shared among multiple MRCP channels. When all MRCP channels that may be sharing the connection are released and/or the associated SIP dialog is terminated, the client or server terminates the connection.

When the client wants to tear down the whole session and all its resources, it MUST issue a SIP BYE request to close the SIP session. This will deallocate all the control channels and resources allocated under the session.

All servers MUST support TLS. Servers MAY use TCP without TLS in controlled environments (e.g., not in the public Internet) where both nodes are inside a protected perimeter, for example, preventing access to the MRCP server from remote nodes outside the controlled perimeter. It is up to the client, through the SDP offer, to choose which transport it wants to use for an MRCPv2 session. Aside from the exceptions given above, when using TCP, the "m=" lines MUST conform to RFC4145 [RFC4145], which describes the usage of SDP for connection-oriented transport. When using TLS, the SDP "m=" line for the control stream MUST conform to Connection-Oriented Media (COMEDIA) over TLS [RFC4572], which specifies the usage of SDP for establishing a secure connection-oriented transport over TLS.

4.3. SIP Session Example

This first example shows the power of using SIP to route to the appropriate resource. In the example, note the use of a request to a domain's speech server service in the INVITE to mresources@example.com. The SIP routing machinery in the domain locates the actual server, mresources@server.example.com, which gets returned in the 200 OK. Note that "cmid" is defined in Section 4.4.

This example exchange adds a resource control channel for a synthesizer. Since a synthesizer also generates an audio stream, this interaction also creates a receive-only Real-Time Protocol (RTP) [RFC3550] media session for the server to send audio to. The SIP dialog with the media source/sink is independent of MRCP and is not shown.

```
C->S: INVITE sip:mresources@example.com SIP/2.0
Via:SIP/2.0/TCP client.atlanta.example.com:5060;
    branch=z9hg4bK74bf1
Max-Forwards:6
To:MediaServer <sip:mresources@example.com>
From:sarvi <sip:sarvi@example.com>;tag=1928301774
Call-ID:a84b4c76e66710
CSeq:314161 INVITE
Contact:<sip:sarvi@client.example.com>
Content-Type:application/sdp
Content-Length:...

v=0
o=sarvi 2890844526 2890844526 IN IP4 192.0.2.12
s=-
c=IN IP4 192.0.2.12
t=0 0
m=application 9 TCP/MRCPv2 1
a=setup:active
```

```
a=connection:new
a=resource:speechsynth
a=cmid:1
m=audio 49170 RTP/AVP 0
a=rtpmap:0 pcmu/8000
a=recvonly
a=mid:1
```

```
S->C: SIP/2.0 200 OK
Via:SIP/2.0/TCP client.atlanta.example.com:5060;
  branch=z9hG4bK74bf1;received=192.0.32.10
To:MediaServer <sip:mresources@example.com>;tag=62784
From:sarvi <sip:sarvi@example.com>;tag=1928301774
Call-ID:a84b4c76e66710
CSeq:314161 INVITE
Contact:<sip:mresources@server.example.com>
Content-Type:application/sdp
Content-Length:...
```

```
v=0
o=- 2890842808 2890842808 IN IP4 192.0.2.11
s=-
c=IN IP4 192.0.2.11
t=0 0
m=application 32416 TCP/MRCPv2 1
a=setup:passive
a=connection:new
a=channel:32AECB234338@speechsynth
a=cmid:1
m=audio 48260 RTP/AVP 0
a=rtpmap:0 pcmu/8000
a=sendonly
a=mid:1
```

```
C->S: ACK sip:mresources@server.example.com SIP/2.0
Via:SIP/2.0/TCP client.atlanta.example.com:5060;
  branch=z9hG4bK74bf2
Max-Forwards:6
To:MediaServer <sip:mresources@example.com>;tag=62784
From:Sarvi <sip:sarvi@example.com>;tag=1928301774
Call-ID:a84b4c76e66710
CSeq:314161 ACK
Content-Length:0
```

Example: Add Synthesizer Control Channel

This example exchange continues from the previous figure and allocates an additional resource control channel for a recognizer. Since a recognizer would need to receive an audio stream for recognition, this interaction also updates the audio stream to sendrecv, making it a two-way RTP media session.

```
C->S:  INVITE sip:mresources@server.example.com SIP/2.0
      Via:SIP/2.0/TCP client.atlanta.example.com:5060;
        branch=z9hG4bK74bf3
      Max-Forwards:6
      To:MediaServer <sip:mresources@example.com>;tag=62784
      From:sarvi <sip:sarvi@example.com>;tag=1928301774
      Call-ID:a84b4c76e66710
      CSeq:314162 INVITE
      Contact:<sip:sarvi@client.example.com>
      Content-Type:application/sdp
      Content-Length:...
```

```
v=0
o=sarvi 2890844526 2890844527 IN IP4 192.0.2.12
s=-
c=IN IP4 192.0.2.12
t=0 0
m=application 9 TCP/MRCPv2 1
a=setup:active
a=connection:existing
a=resource:speechsynth
a=cmid:1
m=audio 49170 RTP/AVP 0 96
a=rtpmap:0 pcmu/8000
a=rtpmap:96 telephone-event/8000
a=fmtp:96 0-15
a=sendrecv
a=mid:1
m=application 9 TCP/MRCPv2 1
a=setup:active
a=connection:existing
a=resource:speechrecog
a=cmid:1
```

```
S->C:  SIP/2.0 200 OK
      Via:SIP/2.0/TCP client.atlanta.example.com:5060;
        branch=z9hG4bK74bf3;received=192.0.32.10
      To:MediaServer <sip:mresources@example.com>;tag=62784
      From:sarvi <sip:sarvi@example.com>;tag=1928301774
      Call-ID:a84b4c76e66710
      CSeq:314162 INVITE
```

Contact:<sip:mresources@server.example.com>
Content-Type:application/sdp
Content-Length:...

v=0
o=- 2890842808 2890842809 IN IP4 192.0.2.11
s=-
c=IN IP4 192.0.2.11
t=0 0
m=application 32416 TCP/MRCPv2 1
a=setup:passive
a=connection:existing
a=channel:32AECB234338@speechsynth
a=cmid:1
m=audio 48260 RTP/AVP 0 96
a=rtpmap:0 pcmu/8000
a=rtpmap:96 telephone-event/8000
a=fmtp:96 0-15
a=sendrecv
a=mid:1
m=application 32416 TCP/MRCPv2 1
a=setup:passive
a=connection:existing
a=channel:32AECB234338@speechrecog
a=cmid:1

C->S: ACK sip:mresources@server.example.com SIP/2.0
Via:SIP/2.0/TCP client.atlanta.example.com:5060;
branch=z9hG4bK74bf4
Max-Forwards:6
To:MediaServer <sip:mresources@example.com>;tag=62784
From:Sarvi <sip:sarvi@example.com>;tag=1928301774
Call-ID:a84b4c76e66710
CSeq:314162 ACK
Content-Length:0

Example: Add Recognizer

This example exchange continues from the previous figure and deallocates the recognizer channel. Since a recognizer no longer needs to receive an audio stream, this interaction also updates the RTP media session to recvonly.

C->S: INVITE sip:mresources@server.example.com SIP/2.0
Via:SIP/2.0/TCP client.atlanta.example.com:5060;
branch=z9hG4bK74bf5
Max-Forwards:6

To:MediaServer <sip:mresources@example.com>;tag=62784
From:sarvi <sip:sarvi@example.com>;tag=1928301774
Call-ID:a84b4c76e66710
CSeq:314163 INVITE
Contact:<sip:sarvi@client.example.com>
Content-Type:application/sdp
Content-Length:...

v=0
o=sarvi 2890844526 2890844528 IN IP4 192.0.2.12
s=-
c=IN IP4 192.0.2.12
t=0 0
m=application 9 TCP/MRCPv2 1
a=resource:speechsynth
a=cmid:1
m=audio 49170 RTP/AVP 0
a=rtpmap:0 pcmu/8000
a=recvonly
a=mid:1
m=application 0 TCP/MRCPv2 1
a=resource:speechrecog
a=cmid:1

S->C: SIP/2.0 200 OK
Via:SIP/2.0/TCP client.atlanta.example.com:5060;
branch=z9hG4bK74bf5;received=192.0.32.10
To:MediaServer <sip:mresources@example.com>;tag=62784
From:sarvi <sip:sarvi@example.com>;tag=1928301774
Call-ID:a84b4c76e66710
CSeq:314163 INVITE
Contact:<sip:mresources@server.example.com>
Content-Type:application/sdp
Content-Length:...

v=0
o=- 2890842808 2890842810 IN IP4 192.0.2.11
s=-
c=IN IP4 192.0.2.11
t=0 0
m=application 32416 TCP/MRCPv2 1
a=channel:32AECB234338@speechsynth
a=cmid:1
m=audio 48260 RTP/AVP 0
a=rtpmap:0 pcmu/8000
a=sendonly
a=mid:1

```
m=application 0 TCP/MRCPv2 1
a=channel:32AECB234338@speechrecog
a=cmid:1
```

```
C->S: ACK sip:mresources@server.example.com SIP/2.0
Via:SIP/2.0/TCP client.atlanta.example.com:5060;
    branch=z9hG4bK74bf6
Max-Forwards:6
To:MediaServer <sip:mresources@example.com>;tag=62784
From:Sarvi <sip:sarvi@example.com>;tag=1928301774
Call-ID:a84b4c76e66710
CSeq:314163 ACK
Content-Length:0
```

Example: Deallocate Recognizer

4.4. Media Streams and RTP Ports

Since MRCPv2 resources either generate or consume media streams, the client or the server needs to associate media sessions with their corresponding resource or resources. More than one resource could be associated with a single media session or each resource could be assigned a separate media session. Also, note that more than one media session can be associated with a single resource if need be, but this scenario is not useful for the current set of resources. For example, a synthesizer and a recognizer could be associated to the same media session (`m=audio` line), if it is opened in "sendrecv" mode. Alternatively, the recognizer could have its own "sendonly" audio session, and the synthesizer could have its own "recvonly" audio session.

The association between control channels and their corresponding media sessions is established using a new "resource channel media identifier" media-level attribute ("`cmid`"). Valid values of this attribute are the values of the "`mid`" attribute defined in RFC 5888 [RFC5888]. If there is more than one audio "`m=`" line, then each audio "`m=`" line MUST have a "`mid`" attribute. Each control "`m=`" line MAY have one or more "`cmid`" attributes that match the resource control channel to the "`mid`" attributes of the audio "`m=`" lines it is associated with. Note that if a control "`m=`" line does not have a "`cmid`" attribute it will not be associated with any media. The operations on such a resource will hence be limited. For example, if it was a recognizer resource, the RECOGNIZE method requires an associated media to process while the INTERPRET method does not. The formatting of the "`cmid`" attribute is described by the following ABNF:

```
cmid-attribute      = "a=cmid:" identification-tag
identification-tag = token
```

To allow this flexible mapping of media sessions to MRCPv2 control channels, a single audio "m=" line can be associated with multiple resources, or each resource can have its own audio "m=" line. For example, if the client wants to allocate a recognizer and a synthesizer and associate them with a single two-way audio stream, the SDP offer would contain two control "m=" lines and a single audio "m=" line with an attribute of "sendrecv". Each of the control "m=" lines would have a "cmid" attribute whose value matches the "mid" of the audio "m=" line. If, on the other hand, the client wants to allocate a recognizer and a synthesizer each with its own separate audio stream, the SDP offer would carry two control "m=" lines (one for the recognizer and another for the synthesizer) and two audio "m=" lines (one with the attribute "sendonly" and another with attribute "recvonly"). The "cmid" attribute of the recognizer control "m=" line would match the "mid" value of the "sendonly" audio "m=" line, and the "cmid" attribute of the synthesizer control "m=" line would match the "mid" attribute of the "recvonly" "m=" line.

When a server receives media (e.g., audio) on a media session that is associated with more than one media processing resource, it is the responsibility of the server to receive and fork the media to the resources that need to consume it. If multiple resources in an MRCPv2 session are generating audio (or other media) to be sent on a single associated media session, it is the responsibility of the server either to multiplex the multiple streams onto the single RTP session or to contain an embedded RTP mixer (see RFC 3550 [RFC3550]) to combine the multiple streams into one. In the former case, the media stream will contain RTP packets generated by different sources, and hence the packets will have different Synchronization Source Identifiers (SSRCs). In the latter case, the RTP packets will contain multiple Contributing Source Identifiers (CSRCs) corresponding to the original streams before being combined by the mixer. If an MRCPv2 server implementation neither multiplexes nor mixes, it MUST disallow the client from associating multiple such resources to a single audio stream by rejecting the SDP offer with a SIP 488 "Not Acceptable" error. Note that there is a large installed base that will return a SIP 501 "Not Implemented" error in this case. To facilitate interoperability with this installed base, new implementations SHOULD treat a 501 in this context as a 488 when it is received from an element known to be a legacy implementation.

4.5. MRCPv2 Message Transport

The MRCPv2 messages defined in this document are transported over a TCP or TLS connection between the client and the server. The method for setting up this transport connection and the resource control channel is discussed in Sections 4.1 and 4.2. Multiple resource control channels between a client and a server that belong to different SIP dialogs can share one or more TLS or TCP connections between them; the server and client MUST support this mode of operation. Clients and servers MUST use the MRCPv2 channel identifier, carried in the Channel-Identifier header field in individual MRCPv2 messages, to differentiate MRCPv2 messages from different resource channels (see Section 6.2.1 for details). All MRCPv2 servers MUST support TLS. Servers MAY use TCP without TLS in controlled environments (e.g., not in the public Internet) where both nodes are inside a protected perimeter, for example, preventing access to the MRCP server from remote nodes outside the controlled perimeter. It is up to the client to choose which mode of transport it wants to use for an MRCPv2 session.

Most examples from here on show only the MRCPv2 messages and do not show the SIP messages that may have been used to establish the MRCPv2 control channel.

4.6. MRCPv2 Session Termination

If an MRCP client notices that the underlying connection has been closed for one of its MRCP channels, and it has not previously initiated a re-INVITE to close that channel, it MUST send a BYE to close down the SIP dialog and all other MRCP channels. If an MRCP server notices that the underlying connection has been closed for one of its MRCP channels, and it has not previously received and accepted a re-INVITE closing that channel, then it MUST send a BYE to close down the SIP dialog and all other MRCP channels.

5. MRCPv2 Specification

Except as otherwise indicated, MRCPv2 messages are Unicode encoded in UTF-8 (RFC 3629 [RFC3629]) to allow many different languages to be represented. DEFINE-GRAMMAR (Section 9.8), for example, is one such exception, since its body can contain arbitrary XML in arbitrary (but specified via XML) encodings. MRCPv2 also allows message bodies to be represented in other character sets (for example, ISO 8859-1 [ISO.8859-1.1987]) because, in some locales, other character sets are already in widespread use. The MRCPv2 headers (the first line of an MRCP message) and header field names use only the US-ASCII subset of UTF-8.

Lines are terminated by CRLF (carriage return, then line feed). Also, some parameters in the message may contain binary data or a record spanning multiple lines. Such fields have a length value associated with the parameter, which indicates the number of octets immediately following the parameter.

5.1. Common Protocol Elements

The MRCPv2 message set consists of requests from the client to the server, responses from the server to the client, and asynchronous events from the server to the client. All these messages consist of a start-line, one or more header fields, an empty line (i.e., a line with nothing preceding the CRLF) indicating the end of the header fields, and an optional message body.

```
generic-message  =   start-line
                    message-header
                    CRLF
                    [ message-body ]

message-body     =   *OCTET

start-line       =   request-line / response-line / event-line

message-header   =   1*(generic-header / resource-header / generic-field)

resource-header  =   synthesizer-header
                    /   recognizer-header
                    /   recorder-header
                    /   verifier-header
```

The message-body contains resource-specific and message-specific data. The actual media types used to carry the data are specified in the sections defining the individual messages. Generic header fields are described in Section 6.2.

If a message contains a message body, the message MUST contain content-headers indicating the media type and encoding of the data in the message body.

Request, response and event messages (described in following sections) include the version of MRCP that the message conforms to. Version compatibility rules follow [H3.1] regarding version ordering, compliance requirements, and upgrading of version numbers. The version information is indicated by "MRCP" (as opposed to "HTTP" in [H3.1]) or "MRCP/2.0" (as opposed to "HTTP/1.1" in [H3.1]). To be compliant with this specification, clients and servers sending MRCPv2

messages MUST indicate an mrcp-version of "MRCP/2.0". ABNF productions using mrcp-version can be found in Sections 5.2, 5.3, and 5.5.

```
mrcp-version = "MRCP" "/" 1*2DIGIT "." 1*2DIGIT
```

The message-length field specifies the length of the message in octets, including the start-line, and MUST be the second token from the beginning of the message. This is to make the framing and parsing of the message simpler to do. This field specifies the length of the message including data that may be encoded into the body of the message. Note that this value MAY be given as a fixed-length integer that is zero-padded (with leading zeros) in order to eliminate or reduce inefficiency in cases where the message-length value would change as a result of the length of the message-length token itself. This value, as with all lengths in MRCP, is to be interpreted as a base-10 number. In particular, leading zeros do not indicate that the value is to be interpreted as a base-8 number.

```
message-length = 1*19DIGIT
```

The following sample MRCP exchange demonstrates proper message-length values. The values for message-length have been removed from all other examples in the specification and replaced by '...' to reduce confusion in the case of minor message-length computation errors in those examples.

```
C->S: MRCP/2.0 877 INTERPRET 543266
      Channel-Identifier:32AECB23433801@speechrecog
      Interpret-Text:may I speak to Andre Roy
      Content-Type:application/srgs+xml
      Content-ID:<request1@form-level.store>
      Content-Length:661
```

```
<?xml version="1.0"?>
<!-- the default grammar language is US English -->
<grammar xmlns="http://www.w3.org/2001/06/grammar"
        xml:lang="en-US" version="1.0" root="request">
<!-- single language attachment to tokens -->
  <rule id="yes">
    <one-of>
      <item xml:lang="fr-CA">oui</item>
      <item xml:lang="en-US">yes</item>
    </one-of>
  </rule>
```

```
<!-- single language attachment to a rule expansion -->
  <rule id="request">
    may I speak to
    <one-of xml:lang="fr-CA">
      <item>Michel Tremblay</item>
      <item>Andre Roy</item>
    </one-of>
  </rule>
</grammar>
```

S->C: MRCP/2.0 82 543266 200 IN-PROGRESS
Channel-Identifier:32AECB23433801@speechrecog

S->C: MRCP/2.0 634 INTERPRETATION-COMplete 543266 200 COMPLETE
Channel-Identifier:32AECB23433801@speechrecog
Completion-Cause:000 success
Content-Type:application/nlsml+xml
Content-Length:441

```
<?xml version="1.0"?>
<result xmlns="urn:ietf:params:xml:ns:mrpv2"
  xmlns:ex="http://www.example.com/example"
  grammar="session:request1@form-level.store">
  <interpretation>
    <instance name="Person">
      <ex:Person>
        <ex:Name> Andre Roy </ex:Name>
      </ex:Person>
    </instance>
    <input> may I speak to Andre Roy </input>
  </interpretation>
</result>
```

All MRCPv2 messages, responses and events MUST carry the Channel-Identifier header field so the server or client can differentiate messages from different control channels that may share the same transport connection.

In the resource-specific header field descriptions in Sections 8-11, a header field is disallowed on a method (request, response, or event) for that resource unless specifically listed as being allowed. Also, the phrasing "This header field MAY occur on method X" indicates that the header field is allowed on that method but is not required to be used in every instance of that method.

5.2. Request

An MRCPv2 request consists of a Request line followed by the message header section and an optional message body containing data specific to the request message.

The Request message from a client to the server includes within the first line the method to be applied, a method tag for that request and the version of the protocol in use.

```
request-line    =    mrcp-version SP message-length SP method-name
                   SP request-id CRLF
```

The mrcp-version field is the MRCP protocol version that is being used by the client.

The message-length field specifies the length of the message, including the start-line.

Details about the mrcp-version and message-length fields are given in Section 5.1.

The method-name field identifies the specific request that the client is making to the server. Each resource supports a subset of the MRCPv2 methods. The subset for each resource is defined in the section of the specification for the corresponding resource.

```
method-name     =    generic-method
                   /    synthesizer-method
                   /    recognizer-method
                   /    recorder-method
                   /    verifier-method
```

The request-id field is a unique identifier representable as an unsigned 32-bit integer created by the client and sent to the server. Clients MUST utilize monotonically increasing request-ids for consecutive requests within an MRCP session. The request-id space is linear (i.e., not mod(32)), so the space does not wrap, and validity can be checked with a simple unsigned comparison operation. The client may choose any initial value for its first request, but a small integer is RECOMMENDED to avoid exhausting the space in long sessions. If the server receives duplicate or out-of-order requests, the server MUST reject the request with a response code of 410. Since request-ids are scoped to the MRCP session, they are unique across all TCP connections and all resource channels in the session.

The server resource MUST use the client-assigned identifier in its response to the request. If the request does not complete

synchronously, future asynchronous events associated with this request MUST carry the client-assigned request-id.

request-id = 1*10DIGIT

5.3. Response

After receiving and interpreting the request message for a method, the server resource responds with an MRCPv2 response message. The response consists of a response line followed by the message header section and an optional message body containing data specific to the method.

response-line = mrcp-version SP message-length SP request-id
SP status-code SP request-state CRLF

The mrcp-version field MUST contain the version of the request if supported; otherwise, it MUST contain the highest version of MRCP supported by the server.

The message-length field specifies the length of the message, including the start-line.

Details about the mrcp-version and message-length fields are given in Section 5.1.

The request-id used in the response MUST match the one sent in the corresponding request message.

The status-code field is a 3-digit code representing the success or failure or other status of the request.

status-code = 3DIGIT

The request-state field indicates if the action initiated by the Request is PENDING, IN-PROGRESS, or COMPLETE. The COMPLETE status means that the request was processed to completion and that there will be no more events or other messages from that resource to the client with that request-id. The PENDING status means that the request has been placed in a queue and will be processed in first-in-first-out order. The IN-PROGRESS status means that the request is being processed and is not yet complete. A PENDING or IN-PROGRESS status indicates that further Event messages may be delivered with that request-id.

request-state = "COMPLETE"
/ "IN-PROGRESS"
/ "PENDING"

5.4. Status Codes

The status codes are classified under the Success (2xx), Client Failure (4xx), and Server Failure (5xx) codes.

Code	Meaning
200	Success
201	Success with some optional header fields ignored

Success (2xx)

Code	Meaning
401	Method not allowed
402	Method not valid in this state
403	Unsupported header field
404	Illegal value for header field. This is the error for a syntax violation.
405	Resource not allocated for this session or does not exist
406	Mandatory Header Field Missing
407	Method or Operation Failed (e.g., Grammar compilation failed in the recognizer. Detailed cause codes might be available through a resource-specific header.)
408	Unrecognized or unsupported message entity
409	Unsupported Header Field Value. This is a value that is syntactically legal but exceeds the implementation's capabilities or expectations.
410	Non-Monotonic or Out-of-order sequence number in request.
411-420	Reserved for future assignment

Client Failure (4xx)

Code	Meaning
501	Server Internal Error
502	Protocol Version not supported
503	Reserved for future assignment
504	Message too large

Server Failure (5xx)

5.5. Events

The server resource may need to communicate a change in state or the occurrence of a certain event to the client. These messages are used when a request does not complete immediately and the response returns a status of PENDING or IN-PROGRESS. The intermediate results and events of the request are indicated to the client through the event message from the server. The event message consists of an event header line followed by the message header section and an optional message body containing data specific to the event message. The header line has the request-id of the corresponding request and status value. The request-state value is COMPLETE if the request is done and this was the last event, else it is IN-PROGRESS.

```
event-line      = mrcp-version SP message-length SP event-name
                  SP request-id SP request-state CRLF
```

The mrcp-version used here is identical to the one used in the Request/Response line and indicates the highest version of MRCP running on the server.

The message-length field specifies the length of the message, including the start-line.

Details about the mrcp-version and message-length fields are given in Section 5.1.

The event-name identifies the nature of the event generated by the media resource. The set of valid event names depends on the resource generating it. See the corresponding resource-specific section of the document.

```
event-name      = synthesizer-event
                  / recognizer-event
                  / recorder-event
                  / verifier-event
```

The request-id used in the event MUST match the one sent in the request that caused this event.

The request-state indicates whether the Request/Command causing this event is complete or still in progress and whether it is the same as the one mentioned in Section 5.3. The final event for a request has a COMPLETE status indicating the completion of the request.

6. MRCPv2 Generic Methods, Headers, and Result Structure

MRCPv2 supports a set of methods and header fields that are common to all resources. These are discussed here; resource-specific methods and header fields are discussed in the corresponding resource-specific section of the document.

6.1. Generic Methods

MRCPv2 supports two generic methods for reading and writing the state associated with a resource.

```
generic-method      = "SET-PARAMS"  
                    / "GET-PARAMS"
```

These are described in the following subsections.

6.1.1. SET-PARAMS

The SET-PARAMS method, from the client to the server, tells the MRCPv2 resource to define parameters for the session, such as voice characteristics and prosody on synthesizers, recognition timers on recognizers, etc. If the server accepts and sets all parameters, it MUST return a response status-code of 200. If it chooses to ignore some optional header fields that can be safely ignored without affecting operation of the server, it MUST return 201.

If one or more of the header fields being sent is incorrect, error 403, 404, or 409 MUST be returned as follows:

- o If one or more of the header fields being set has an illegal value, the server MUST reject the request with a 404 Illegal Value for Header Field.
- o If one or more of the header fields being set is unsupported for the resource, the server MUST reject the request with a 403 Unsupported Header Field, except as described in the next paragraph.
- o If one or more of the header fields being set has an unsupported value, the server MUST reject the request with a 409 Unsupported Header Field Value, except as described in the next paragraph.

If both error 404 and another error have occurred, only error 404 MUST be returned. If both errors 403 and 409 have occurred, but not error 404, only error 403 MUST be returned.

If error 403, 404, or 409 is returned, the response MUST include the bad or unsupported header fields and their values exactly as they were sent from the client. Session parameters modified using SET-PARAMS do not override parameters explicitly specified on individual requests or requests that are IN-PROGRESS.

```
C->S: MRCP/2.0 ... SET-PARAMS 543256
      Channel-Identifier:32AECB23433802@speechsynth
      Voice-gender:female
      Voice-variant:3
```

```
S->C: MRCP/2.0 ... 543256 200 COMPLETE
      Channel-Identifier:32AECB23433802@speechsynth
```

6.1.2. GET-PARAMS

The GET-PARAMS method, from the client to the server, asks the MRCPv2 resource for its current session parameters, such as voice characteristics and prosody on synthesizers, recognition timers on recognizers, etc. For every header field the client sends in the request without a value, the server MUST include the header field and its corresponding value in the response. If no parameter header fields are specified by the client, then the server MUST return all the settable parameters and their values in the corresponding header section of the response, including vendor-specific parameters. Such wildcard parameter requests can be very processing-intensive, since the number of settable parameters can be large depending on the implementation. Hence, it is RECOMMENDED that the client not use the wildcard GET-PARAMS operation very often. Note that GET-PARAMS returns header field values that apply to the whole session and not values that have a request-level scope. For example, Input-Waveform-URI is a request-level header field and thus would not be returned by GET-PARAMS.

If all of the header fields requested are supported, the server MUST return a response status-code of 200. If some of the header fields being retrieved are unsupported for the resource, the server MUST reject the request with a 403 Unsupported Header Field. Such a response MUST include the unsupported header fields exactly as they were sent from the client, without values.

```
C->S: MRCP/2.0 ... GET-PARAMS 543256
      Channel-Identifier:32AECB23433802@speechsynth
      Voice-gender:
      Voice-variant:
      Vendor-Specific-Parameters:com.example.param1;
                                com.example.param2
```

```
S->C:  MRCP/2.0 ... 543256 200 COMPLETE
      Channel-Identifier:32AECB23433802@speechsynth
      Voice-gender:female
      Voice-variant:3
      Vendor-Specific-Parameters:com.example.param1="Company Name";
                                   com.example.param2="124324234@example.com"
```

6.2. Generic Message Headers

All MRCPv2 header fields, which include both the generic-headers defined in the following subsections and the resource-specific header fields defined later, follow the same generic format as that given in Section 3.1 of RFC 5322 [RFC5322]. Each header field consists of a name followed by a colon (":") and the value. Header field names are case-insensitive. The value MAY be preceded by any amount of LWS (linear white space), though a single SP (space) is preferred. Header fields may extend over multiple lines by preceding each extra line with at least one SP or HT (horizontal tab).

```
generic-field  = field-name ":" [ field-value ]
field-name     = token
field-value    = *LWS field-content *( CRLF 1*LWS field-content )
field-content  = <the OCTETs making up the field-value
                  and consisting of either *TEXT or combinations
                  of token, separators, and quoted-string>
```

The field-content does not include any leading or trailing LWS (i.e., linear white space occurring before the first non-whitespace character of the field-value or after the last non-whitespace character of the field-value). Such leading or trailing LWS MAY be removed without changing the semantics of the field value. Any LWS that occurs between field-content MAY be replaced with a single SP before interpreting the field value or forwarding the message downstream.

MRCPv2 servers and clients MUST NOT depend on header field order. It is RECOMMENDED to send general-header fields first, followed by request-header or response-header fields, and ending with the entity-header fields. However, MRCPv2 servers and clients MUST be prepared to process the header fields in any order. The only exception to this rule is when there are multiple header fields with the same name in a message.

Multiple header fields with the same name MAY be present in a message if and only if the entire value for that header field is defined as a comma-separated list [i.e., #(values)].

Since vendor-specific parameters may be order-dependent, it MUST be possible to combine multiple header fields of the same name into one "name:value" pair without changing the semantics of the message, by appending each subsequent value to the first, each separated by a comma. The order in which header fields with the same name are received is therefore significant to the interpretation of the combined header field value, and thus an intermediary MUST NOT change the order of these values when a message is forwarded.

```
generic-header      =  channel-identifier
                    /  accept
                    /  active-request-id-list
                    /  proxy-sync-id
                    /  accept-charset
                    /  content-type
                    /  content-id
                    /  content-base
                    /  content-encoding
                    /  content-location
                    /  content-length
                    /  fetch-timeout
                    /  cache-control
                    /  logging-tag
                    /  set-cookie
                    /  vendor-specific
```

6.2.1. Channel-Identifier

All MRCPv2 requests, responses, and events MUST contain the Channel-Identifier header field. The value is allocated by the server when a control channel is added to the session and communicated to the client by the "a=channel" attribute in the SDP answer from the server. The header field value consists of 2 parts separated by the '@' symbol. The first part is an unambiguous string identifying the MRCPv2 session. The second part is a string token that specifies one of the media processing resource types listed in Section 3.1. The unambiguous string (first part) MUST be difficult to guess, unique among the resource instances managed by the server, and common to all resource channels with that server established through a single SIP dialog.

```
channel-identifier  = "Channel-Identifier" ":" channel-id CRLF
channel-id          = 1*alphanum "@" 1*alphanum
```

6.2.2. Accept

The Accept header field follows the syntax defined in [H14.1]. The semantics are also identical, with the exception that if no Accept header field is present, the server MUST assume a default value that is specific to the resource type that is being controlled. This default value can be changed for a resource on a session by sending this header field in a SET-PARAMS method. The current default value of this header field for a resource in a session can be found through a GET-PARAMS method. This header field MAY occur on any request.

6.2.3. Active-Request-Id-List

In a request, this header field indicates the list of request-ids to which the request applies. This is useful when there are multiple requests that are PENDING or IN-PROGRESS and the client wants this request to apply to one or more of these specifically.

In a response, this header field returns the list of request-ids that the method modified or affected. There could be one or more requests in a request-state of PENDING or IN-PROGRESS. When a method affecting one or more PENDING or IN-PROGRESS requests is sent from the client to the server, the response MUST contain the list of request-ids that were affected or modified by this command in its header section.

The Active-Request-Id-List is only used in requests and responses, not in events.

For example, if a STOP request with no Active-Request-Id-List is sent to a synthesizer resource that has one or more SPEAK requests in the PENDING or IN-PROGRESS state, all SPEAK requests MUST be cancelled, including the one IN-PROGRESS. The response to the STOP request contains in the Active-Request-Id-List value the request-ids of all the SPEAK requests that were terminated. After sending the STOP response, the server MUST NOT send any SPEAK-COMPLETE or RECOGNITION-COMPLETE events for the terminated requests.

```
active-request-id-list = "Active-Request-Id-List" ":"  
                        request-id *("," request-id) CRLF
```

6.2.4. Proxy-Sync-Id

When any server resource generates a "bargen-in-able" event, it also generates a unique tag. The tag is sent as this header field's value in an event to the client. The client then acts as an intermediary among the server resources and sends a BARGE-IN-OCCURRED method to the synthesizer server resource with the Proxy-Sync-Id it received

from the server resource. When the recognizer and synthesizer resources are part of the same session, they may choose to work together to achieve quicker interaction and response. Here, the Proxy-Sync-Id helps the resource receiving the event, intermediated by the client, to decide if this event has been processed through a direct interaction of the resources. This header field MAY occur only on events and the BARGE-IN-OCCURRED method. The name of this header field contains the word 'proxy' only for historical reasons and does not imply that a proxy server is involved.

```
proxy-sync-id      = "Proxy-Sync-Id" ":" 1*VCHAR CRLF
```

6.2.5. Accept-Charset

See [H14.2]. This specifies the acceptable character sets for entities returned in the response or events associated with this request. This is useful in specifying the character set to use in the Natural Language Semantic Markup Language (NLSML) results of a RECOGNITION-COMPLETE event. This header field is only used on requests.

6.2.6. Content-Type

See [H14.17]. MRCPv2 supports a restricted set of registered media types for content, including speech markup, grammar, and recognition results. The content types applicable to each MRCPv2 resource-type are specified in the corresponding section of the document and are registered in the MIME Media Types registry maintained by IANA. The multipart content type "multipart/mixed" is supported to communicate multiple of the above mentioned contents, in which case the body parts MUST NOT contain any MRCPv2-specific header fields. This header field MAY occur on all messages.

```
content-type       = "Content-Type" ":" media-type-value CRLF
```

```
media-type-value = type "/" subtype *( ";" parameter )
```

```
type              = token
```

```
subtype           = token
```

```
parameter         = attribute "=" value
```

```
attribute          = token
```

```
value              = token / quoted-string
```

6.2.7. Content-ID

This header field contains an ID or name for the content by which it can be referenced. This header field operates according to the specification in RFC 2392 [RFC2392] and is required for content disambiguation in multipart messages. In MRCPv2, whenever the associated content is stored by either the client or the server, it MUST be retrievable using this ID. Such content can be referenced later in a session by addressing it with the 'session' URI scheme described in Section 13.6. This header field MAY occur on all messages.

6.2.8. Content-Base

The Content-Base entity-header MAY be used to specify the base URI for resolving relative URIs within the entity.

```
content-base      = "Content-Base" ":" absoluteURI CRLF
```

Note, however, that the base URI of the contents within the entity-body may be redefined within that entity-body. An example of this would be multipart media, which in turn can have multiple entities within it. This header field MAY occur on all messages.

6.2.9. Content-Encoding

The Content-Encoding entity-header is used as a modifier to the Content-Type. When present, its value indicates what additional content encoding has been applied to the entity-body, and thus what decoding mechanisms must be applied in order to obtain the Media Type referenced by the Content-Type header field. Content-Encoding is primarily used to allow a document to be compressed without losing the identity of its underlying media type. Note that the SIP session can be used to determine accepted encodings (see Section 7). This header field MAY occur on all messages.

```
content-encoding  = "Content-Encoding" ":"  
                  *WSP content-coding  
                  *( *WSP "," *WSP content-coding *WSP )  
                  CRLF
```

Content codings are defined in [H3.5]. An example of its use is Content-Encoding:gzip

If multiple encodings have been applied to an entity, the content encodings MUST be listed in the order in which they were applied.

6.2.10. Content-Location

The Content-Location entity-header MAY be used to supply the resource location for the entity enclosed in the message when that entity is accessible from a location separate from the requested resource's URI. Refer to [H14.14].

```
content-location = "Content-Location" ":"  
                  ( absoluteURI / relativeURI ) CRLF
```

The Content-Location value is a statement of the location of the resource corresponding to this particular entity at the time of the request. This header field is provided for optimization purposes only. The receiver of this header field MAY assume that the entity being sent is identical to what would have been retrieved or might already have been retrieved from the Content-Location URI.

For example, if the client provided a grammar markup inline, and it had previously retrieved it from a certain URI, that URI can be provided as part of the entity, using the Content-Location header field. This allows a resource like the recognizer to look into its cache to see if this grammar was previously retrieved, compiled, and cached. In this case, it might optimize by using the previously compiled grammar object.

If the Content-Location is a relative URI, the relative URI is interpreted relative to the Content-Base URI. This header field MAY occur on all messages.

6.2.11. Content-Length

This header field contains the length of the content of the message body (i.e., after the double CRLF following the last header field). Unlike in HTTP, it MUST be included in all messages that carry content beyond the header section. If it is missing, a default value of zero is assumed. Otherwise, it is interpreted according to [H14.13]. When a message having no use for a message body contains one, i.e., the Content-Length is non-zero, the receiver MUST ignore the content of the message body. This header field MAY occur on all messages.

```
content-length = "Content-Length" ":" 1*19DIGIT CRLF
```

6.2.12. Fetch Timeout

When the recognizer or synthesizer needs to fetch documents or other resources, this header field controls the corresponding URI access properties. This defines the timeout for content that the server may

need to fetch over the network. The value is interpreted to be in milliseconds and ranges from 0 to an implementation-specific maximum value. It is RECOMMENDED that servers be cautious about accepting long timeout values. The default value for this header field is implementation specific. This header field MAY occur in DEFINE-GRAMMAR, RECOGNIZE, SPEAK, SET-PARAMS, or GET-PARAMS.

```
fetch-timeout      = "Fetch-Timeout" ":" 1*19DIGIT CRLF
```

6.2.13. Cache-Control

If the server implements content caching, it MUST adhere to the cache correctness rules of HTTP 1.1 [RFC2616] when accessing and caching stored content. In particular, the "expires" and "cache-control" header fields of the cached URI or document MUST be honored and take precedence over the Cache-Control defaults set by this header field. The Cache-Control directives are used to define the default caching algorithms on the server for the session or request. The scope of the directive is based on the method it is sent on. If the directive is sent on a SET-PARAMS method, it applies for all requests for external documents the server makes during that session, unless it is overridden by a Cache-Control header field on an individual request. If the directives are sent on any other requests, they apply only to external document requests the server makes for that request. An empty Cache-Control header field on the GET-PARAMS method is a request for the server to return the current Cache-Control directives setting on the server. This header field MAY occur only on requests.

```
cache-control      = "Cache-Control" ":"
                    [ *WSP cache-directive
                      *( *WSP "," *WSP cache-directive *WSP ) ]
                    CRLF
```

```
cache-directive    = "max-age" "=" delta-seconds
                    / "max-stale" [ "=" delta-seconds ]
                    / "min-fresh" "=" delta-seconds
```

```
delta-seconds      = 1*19DIGIT
```

Here, delta-seconds is a decimal time value specifying the number of seconds since the instant the message response or data was received by the server.

The different cache-directive options allow the client to ask the server to override the default cache expiration mechanisms:

max-age	Indicates that the client can tolerate the server using content whose age is no greater than the specified time in seconds. Unless a "max-stale" directive is also included, the client is not willing to accept a response based on stale data.
min-fresh	Indicates that the client is willing to accept a server response with cached data whose expiration is no less than its current age plus the specified time in seconds. If the server's cache time-to-live exceeds the client-supplied min-fresh value, the server MUST NOT utilize cached content.
max-stale	Indicates that the client is willing to allow a server to utilize cached data that has exceeded its expiration time. If "max-stale" is assigned a value, then the client is willing to allow the server to use cached data that has exceeded its expiration time by no more than the specified number of seconds. If no value is assigned to "max-stale", then the client is willing to allow the server to use stale data of any age.

If the server cache is requested to use stale response/data without validation, it MAY do so only if this does not conflict with any "MUST"-level requirements concerning cache validation (e.g., a "must-revalidate" Cache-Control directive in the HTTP 1.1 specification pertaining to the corresponding URI).

If both the MRCPv2 Cache-Control directive and the cached entry on the server include "max-age" directives, then the lesser of the two values is used for determining the freshness of the cached entry for that request.

6.2.14. Logging-Tag

This header field MAY be sent as part of a SET-PARAMS/GET-PARAMS method to set or retrieve the logging tag for logs generated by the server. Once set, the value persists until a new value is set or the session ends. The MRCPv2 server MAY provide a mechanism to create subsets of its output logs so that system administrators can examine or extract only the log file portion during which the logging tag was set to a certain value.

It is RECOMMENDED that clients include in the logging tag information to identify the MRCPv2 client User Agent, so that one can determine which MRCPv2 client request generated a given log message at the server. It is also RECOMMENDED that MRCPv2 clients not log

personally identifiable information such as credit card numbers and national identification numbers.

```
logging-tag      = "Logging-Tag" ":" 1*UTFCHAR CRLF
```

6.2.15. Set-Cookie

Since the associated HTTP client on an MRCPv2 server fetches documents for processing on behalf of the MRCPv2 client, the cookie store in the HTTP client of the MRCPv2 server is treated as an extension of the cookie store in the HTTP client of the MRCPv2 client. This requires that the MRCPv2 client and server be able to synchronize their common cookie store as needed. To enable the MRCPv2 client to push its stored cookies to the MRCPv2 server and get new cookies from the MRCPv2 server stored back to the MRCPv2 client, the Set-Cookie entity-header field MAY be included in MRCPv2 requests to update the cookie store on a server and be returned in final MRCPv2 responses or events to subsequently update the client's own cookie store. The stored cookies on the server persist for the duration of the MRCPv2 session and MUST be destroyed at the end of the session. To ensure support for cookies, MRCPv2 clients and servers MUST support the Set-Cookie entity-header field.

Note that it is the MRCPv2 client that determines which, if any, cookies are sent to the server. There is no requirement that all cookies be shared. Rather, it is RECOMMENDED that MRCPv2 clients communicate only cookies needed by the MRCPv2 server to process its requests.

```
set-cookie      = "Set-Cookie:" cookies CRLF
cookies         = cookie *("," *LWS cookie)
cookie          = attribute "=" value *("; " cookie-av)
cookie-av       = "Comment" "=" value
                / "Domain" "=" value
                / "Max-Age" "=" value
                / "Path" "=" value
                / "Secure"
                / "Version" "=" 1*19DIGIT
                / "Age" "=" delta-seconds

set-cookie      = "Set-Cookie:" SP set-cookie-string
set-cookie-string = cookie-pair *( ";" SP cookie-av )
cookie-pair     = cookie-name "=" cookie-value
cookie-name     = token
cookie-value    = *cookie-octet / ( DQUOTE *cookie-octet DQUOTE )
cookie-octet    = %x21 / %x23-2B / %x2D-3A / %x3C-5B / %x5D-7E
token           = <token, defined in [RFC2616], Section 2.2>
```

```

cookie-av      = expires-av / max-age-av / domain-av /
                  path-av / secure-av / httponly-av /
                  extension-av / age-av
expires-av     = "Expires=" sane-cookie-date
sane-cookie-date = <rfc1123-date, defined in [RFC2616], Section 3.3.1>
max-age-av     = "Max-Age=" non-zero-digit *DIGIT
non-zero-digit = %x31-39
domain-av      = "Domain=" domain-value
domain-value   = <subdomain>
path-av        = "Path=" path-value
path-value     = <any CHAR except CTLs or ";">
secure-av      = "Secure"
httponly-av    = "HttpOnly"
extension-av    = <any CHAR except CTLs or ";">
age-av         = "Age=" delta-seconds

```

The Set-Cookie header field is specified in RFC 6265 [RFC6265]. The "Age" attribute is introduced in this specification to indicate the age of the cookie and is OPTIONAL. An MRCPv2 client or server MUST calculate the age of the cookie according to the age calculation rules in the HTTP/1.1 specification [RFC2616] and append the "Age" attribute accordingly. This attribute is provided because time may have passed since the client received the cookie from an HTTP server. Rather than having the client reduce Max-Age by the actual age, it passes Max-Age verbatim and appends the "Age" attribute, thus maintaining the cookie as received while still accounting for the fact that time has passed.

The MRCPv2 client or server MUST supply defaults for the "Domain" and "Path" attributes, as specified in RFC 6265, if they are omitted by the HTTP origin server. Note that there is no leading dot present in the "Domain" attribute value in this case. Although an explicitly specified "Domain" value received via the HTTP protocol may be modified to include a leading dot, an MRCPv2 client or server MUST NOT modify the "Domain" value when received via the MRCPv2 protocol.

An MRCPv2 client or server MAY combine multiple cookie header fields of the same type into a single "field-name:field-value" pair as described in Section 6.2.

The Set-Cookie header field MAY be specified in any request that subsequently results in the server performing an HTTP access. When a server receives new cookie information from an HTTP origin server, and assuming the cookie store is modified according to RFC 6265, the server MUST return the new cookie information in the MRCPv2 COMPLETE response or event, as appropriate, to allow the client to update its own cookie store.

The SET-PARAMS request MAY specify the Set-Cookie header field to update the cookie store on a server. The GET-PARAMS request MAY be used to return the entire cookie store of "Set-Cookie" type cookies to the client.

6.2.16. Vendor-Specific Parameters

This set of header fields allows for the client to set or retrieve vendor-specific parameters.

```
vendor-specific          = "Vendor-Specific-Parameters" ":"  
                           [vendor-specific-av-pair  
                           *("; " vendor-specific-av-pair)] CRLF
```

```
vendor-specific-av-pair = vendor-av-pair-name "="  
                           value
```

```
vendor-av-pair-name      = 1*UTFCHAR
```

Header fields of this form MAY be sent in any method (request) and are used to manage implementation-specific parameters on the server side. The vendor-av-pair-name follows the reverse Internet Domain Name convention (see Section 13.1.6 for syntax and registration information). The value of the vendor attribute is specified after the "=" symbol and MAY be quoted. For example:

```
com.example.companyA.paramxyz=256  
com.example.companyA.paramabc=High  
com.example.companyB.paramxyz=Low
```

When used in GET-PARAMS to get the current value of these parameters from the server, this header field value MAY contain a semicolon-separated list of implementation-specific attribute names.

6.3. Generic Result Structure

Result data from the server for the Recognizer and Verifier resources is carried as a typed media entity in the MRCPv2 message body of various events. The Natural Language Semantics Markup Language (NLSML), an XML markup based on an early draft from the W3C, is the default standard for returning results back to the client. Hence, all servers implementing these resource types MUST support the media type 'application/nlsml+xml'. The Extensible MultiModal Annotation (EMMA) [W3C.REC-emma-20090210] format can be used to return results as well. This can be done by negotiating the format at session establishment time with SDP (a=resultformat:application/emma+xml) or with SIP (Allow/Accept). With SIP, for example, if a client wants

results in EMMA, an MRCPv2 server can route the request to another server that supports EMMA by inspecting the SIP header fields, rather than having to inspect the SDP.

MRCPv2 uses this representation to convey content among the clients and servers that generate and make use of the markup. MRCPv2 uses NSLML specifically to convey recognition, enrollment, and verification results between the corresponding resource on the MRCPv2 server and the MRCPv2 client. Details of this result format are fully described in Section 6.3.1.

Content-Type:application/nlsml+xml
Content-Length:...

```
<?xml version="1.0"?>
<result xmlns="urn:ietf:params:xml:ns:mrpv2"
        xmlns:ex="http://www.example.com/example"
        grammar="http://theYesNoGrammar">
  <interpretation>
    <instance>
      <ex:response>yes</ex:response>
    </instance>
    <input>OK</input>
  </interpretation>
</result>
```

Result Example

6.3.1. Natural Language Semantics Markup Language

The Natural Language Semantics Markup Language (NLSML) is an XML data structure with elements and attributes designed to carry result information from recognizer (including enrollment) and verifier resources. The normative definition of NLSML is the RelaxNG schema in Section 16.1. Note that the elements and attributes of this format are defined in the MRCPv2 namespace. In the result structure, they must either be prefixed by a namespace prefix declared within the result or must be children of an element identified as belonging to the respective namespace. For details on how to use XML Namespaces, see [W3C.REC-xml-names11-20040204]. Section 2 of [W3C.REC-xml-names11-20040204] provides details on how to declare namespaces and namespace prefixes.

The root element of NLSML is <result>. Optional child elements are <interpretation>, <enrollment-result>, and <verification-result>, at least one of which must be present. A single <result> MAY contain any or all of the optional child elements. Details of the <result> and <interpretation> elements and their subelements and attributes

can be found in Section 9.6. Details of the <enrollment-result> element and its subelements can be found in Section 9.7. Details of the <verification-result> element and its subelements can be found in Section 11.5.2.

7. Resource Discovery

Server resources may be discovered and their capabilities learned by clients through standard SIP machinery. The client MAY issue a SIP OPTIONS transaction to a server, which has the effect of requesting the capabilities of the server. The server MUST respond to such a request with an SDP-encoded description of its capabilities according to RFC 3264 [RFC3264]. The MRCPv2 capabilities are described by a single "m=" line containing the media type "application" and transport type "TCP/TLS/MRCPv2" or "TCP/MRCPv2". There MUST be one "resource" attribute for each media resource that the server supports, and it has the resource type identifier as its value.

The SDP description MUST also contain "m=" lines describing the audio capabilities and the coders the server supports.

In this example, the client uses the SIP OPTIONS method to query the capabilities of the MRCPv2 server.

C->S:

```
OPTIONS sip:mrpc@server.example.com SIP/2.0
Via:SIP/2.0/TCP client.atlanta.example.com:5060;
  branch=z9hG4bK74bf7
Max-Forwards:6
To:<sip:mrpc@example.com>
From:Sarvi <sip:sarvi@example.com>;tag=1928301774
Call-ID:a84b4c76e66710
CSeq:63104 OPTIONS
Contact:<sip:sarvi@client.example.com>
Accept:application/sdp
Content-Length:0
```

S->C:

```
SIP/2.0 200 OK
Via:SIP/2.0/TCP client.atlanta.example.com:5060;
  branch=z9hG4bK74bf7;received=192.0.32.10
To:<sip:mrpc@example.com>;tag=62784
From:Sarvi <sip:sarvi@example.com>;tag=1928301774
Call-ID:a84b4c76e66710
CSeq:63104 OPTIONS
Contact:<sip:mrpc@server.example.com>
Allow:INVITE, ACK, CANCEL, OPTIONS, BYE
```

```
Accept:application/sdp
Accept-Encoding:gzip
Accept-Language:en
Supported:foo
Content-Type:application/sdp
Content-Length:...

v=0
o=sarvi 2890844536 2890842811 IN IP4 192.0.2.12
s=-
i=MRCPv2 server capabilities
c=IN IP4 192.0.2.12/127
t=0 0
m=application 0 TCP/TLS/MRCPv2 1
a=resource:speechsynth
a=resource:speechrecog
a=resource:speakverify
m=audio 0 RTP/AVP 0 3
a=rtpmap:0 PCMU/8000
a=rtpmap:3 GSM/8000
```

Using SIP OPTIONS for MRCPv2 Server Capability Discovery

8. Speech Synthesizer Resource

This resource processes text markup provided by the client and generates a stream of synthesized speech in real time. Depending upon the server implementation and capability of this resource, the client can also dictate parameters of the synthesized speech such as voice characteristics, speaker speed, etc.

The synthesizer resource is controlled by MRCPv2 requests from the client. Similarly, the resource can respond to these requests or generate asynchronous events to the client to indicate conditions of interest to the client during the generation of the synthesized speech stream.

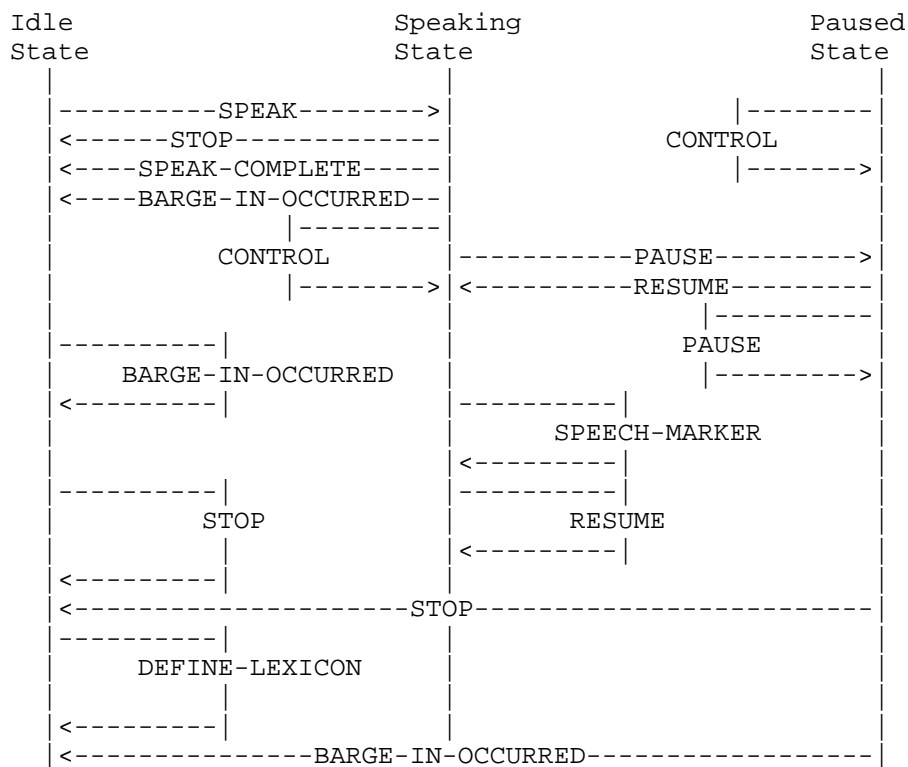
This section applies for the following resource types:

- o speechsynth
- o basicsynth

The capabilities of these resources are defined in Section 3.1.

8.1. Synthesizer State Machine

The synthesizer maintains a state machine to process MRCPv2 requests from the client. The state transitions shown below describe the states of the synthesizer and reflect the state of the request at the head of the synthesizer resource queue. A SPEAK request in the PENDING state can be deleted or stopped by a STOP request without affecting the state of the resource.



Synthesizer State Machine

8.2. Synthesizer Methods

The synthesizer supports the following methods.


```
synthesizer-method    = "SPEAK"  
                        / "STOP"  
                        / "PAUSE"  
                        / "RESUME"  
                        / "BARGE-IN-OCCURRED"  
                        / "CONTROL"  
                        / "DEFINE-LEXICON"
```

8.3. Synthesizer Events

The synthesizer can generate the following events.

```
synthesizer-event     = "SPEECH-MARKER"  
                        / "SPEAK-COMPLETE"
```

8.4. Synthesizer Header Fields

A synthesizer method can contain header fields containing request options and information to augment the Request, Response, or Event it is associated with.

```
synthesizer-header    = jump-size  
                        / kill-on-barge-in  
                        / speaker-profile  
                        / completion-cause  
                        / completion-reason  
                        / voice-parameter  
                        / prosody-parameter  
                        / speech-marker  
                        / speech-language  
                        / fetch-hint  
                        / audio-fetch-hint  
                        / failed-uri  
                        / failed-uri-cause  
                        / speak-restart  
                        / speak-length  
                        / load-lexicon  
                        / lexicon-search-order
```

8.4.1. Jump-Size

This header field MAY be specified in a CONTROL method and controls the amount to jump forward or backward in an active SPEAK request. A '+' or '-' indicates a relative value to what is being currently played. This header field MAY also be specified in a SPEAK request as a desired offset into the synthesized speech. In this case, the synthesizer MUST begin speaking from this amount of time into the speech markup. Note that an offset that extends beyond the end of

the produced speech will result in audio of length zero. The different speech length units supported are dependent on the synthesizer implementation. If the synthesizer resource does not support a unit for the operation, the resource MUST respond with a status-code of 409 "Unsupported Header Field Value".

```
jump-size          = "Jump-Size" ":" speech-length-value CRLF
speech-length-value = numeric-speech-length
                    / text-speech-length
text-speech-length  = 1*UTFCHAR SP "Tag"
numeric-speech-length = ("+" / "-") positive-speech-length
positive-speech-length = 1*19DIGIT SP numeric-speech-unit
numeric-speech-unit   = "Second"
                    / "Word"
                    / "Sentence"
                    / "Paragraph"
```

8.4.2. Kill-On-Barge-In

This header field MAY be sent as part of the SPEAK method to enable "kill-on-barge-in" support. If enabled, the SPEAK method is interrupted by DTMF input detected by a signal detector resource or by the start of speech sensed or recognized by the speech recognizer resource.

```
kill-on-barge-in    = "Kill-On-Barge-In" ":" BOOLEAN CRLF
```

The client MUST send a BARGE-IN-OCCURRED method to the synthesizer resource when it receives a barge-in-able event from any source. This source could be a synthesizer resource or signal detector resource and MAY be either local or distributed. If this header field is not specified in a SPEAK request or explicitly set by a SET-PARAMS, the default value for this header field is "true".

If the recognizer or signal detector resource is on the same server as the synthesizer and both are part of the same session, the server MAY work with both to provide internal notification to the synthesizer so that audio may be stopped without having to wait for the client's BARGE-IN-OCCURRED event.

It is generally RECOMMENDED when playing a prompt to the user with Kill-On-Barge-In and asking for input, that the client issue the RECOGNIZE request ahead of the SPEAK request for optimum performance

and user experience. This way, it is guaranteed that the recognizer is online before the prompt starts playing and the user's speech will not be truncated at the beginning (especially for power users).

8.4.3. Speaker-Profile

This header field MAY be part of the SET-PARAMS/GET-PARAMS or SPEAK request from the client to the server and specifies a URI that references the profile of the speaker. Speaker profiles are collections of voice parameters like gender, accent, etc.

```
speaker-profile      = "Speaker-Profile" ":" uri CRLF
```

8.4.4. Completion-Cause

This header field MUST be specified in a SPEAK-COMPLETE event coming from the synthesizer resource to the client. This indicates the reason the SPEAK request completed.

```
completion-cause    = "Completion-Cause" ":" 3DIGIT SP
                      1*VCHAR CRLF
```

Cause-Code	Cause-Name	Description
000	normal	SPEAK completed normally.
001	barge-in	SPEAK request was terminated because of barge-in.
002	parse-failure	SPEAK request terminated because of a failure to parse the speech markup text.
003	uri-failure	SPEAK request terminated because access to one of the URIs failed.
004	error	SPEAK request terminated prematurely due to synthesizer error.
005	language-unsupported	Language not supported.
006	lexicon-load-failure	Lexicon loading failed.
007	cancelled	A prior SPEAK request failed while this one was still in the queue.

Synthesizer Resource Completion Cause Codes

8.4.5. Completion-Reason

This header field MAY be specified in a SPEAK-COMplete event coming from the synthesizer resource to the client. This contains the reason text behind the SPEAK request completion. This header field communicates text describing the reason for the failure, such as an error in parsing the speech markup text.

```
completion-reason    =  "Completion-Reason" ":"
                        quoted-string CRLF
```

The completion reason text is provided for client use in logs and for debugging and instrumentation purposes. Clients MUST NOT interpret the completion reason text.

8.4.6. Voice-Parameter

This set of header fields defines the voice of the speaker.

```
voice-parameter      =  voice-gender
                        /   voice-age
                        /   voice-variant
                        /   voice-name

voice-gender          =  "Voice-Gender:" voice-gender-value CRLF
voice-gender-value    =  "male"
                        /   "female"
                        /   "neutral"
voice-age             =  "Voice-Age:" 1*3DIGIT CRLF
voice-variant         =  "Voice-Variant:" 1*19DIGIT CRLF
voice-name            =  "Voice-Name:"
                        1*UTFCHAR *(1*WSP 1*UTFCHAR) CRLF
```

The "Voice-" parameters are derived from the similarly named attributes of the voice element specified in W3C's Speech Synthesis Markup Language Specification (SSML) [W3C.REC-speech-synthesis-20040907]. Legal values for these parameters are as defined in that specification.

These header fields MAY be sent in SET-PARAMS or GET-PARAMS requests to define or get default values for the entire session or MAY be sent in the SPEAK request to define default values for that SPEAK request. Note that SSML content can itself set these values internal to the SSML document, of course.

Voice parameter header fields MAY also be sent in a CONTROL method to affect a SPEAK request in progress and change its behavior on the fly. If the synthesizer resource does not support this operation, it MUST reject the request with a status-code of 403 "Unsupported Header Field".

8.4.7. Prosody-Parameters

This set of header fields defines the prosody of the speech.

```
prosody-parameter    = "Prosody-" prosody-param-name ":"  
                        prosody-param-value CRLF
```

```
prosody-param-name   = 1*VCHAR
```

```
prosody-param-value  = 1*VCHAR
```

prosody-param-name is any one of the attribute names under the prosody element specified in W3C's Speech Synthesis Markup Language Specification [W3C.REC-speech-synthesis-20040907]. The prosody-param-value is any one of the value choices of the corresponding prosody element attribute from that specification.

These header fields MAY be sent in SET-PARAMS or GET-PARAMS requests to define or get default values for the entire session or MAY be sent in the SPEAK request to define default values for that SPEAK request. Furthermore, these attributes can be part of the speech text marked up in SSML.

The prosody parameter header fields in the SET-PARAMS or SPEAK request only apply if the speech data is of type 'text/plain' and does not use a speech markup format.

These prosody parameter header fields MAY also be sent in a CONTROL method to affect a SPEAK request in progress and change its behavior on the fly. If the synthesizer resource does not support this operation, it MUST respond back to the client with a status-code of 403 "Unsupported Header Field".

8.4.8. Speech-Marker

This header field contains timestamp information in a "timestamp" field. This is a Network Time Protocol (NTP) [RFC5905] timestamp, a 64-bit number in decimal form. It MUST be synced with the Real-Time Protocol (RTP) [RFC3550] timestamp of the media stream through the Real-Time Control Protocol (RTCP) [RFC3550].

Markers are bookmarks that are defined within the markup. Most speech markup formats provide mechanisms to embed marker fields within speech texts. The synthesizer generates SPEECH-MARKER events when it reaches these marker fields. This header field **MUST** be part of the SPEECH-MARKER event and contain the marker tag value after the timestamp, separated by a semicolon. In these events, the timestamp marks the time the text corresponding to the marker was emitted as speech by the synthesizer.

This header field **MUST** also be returned in responses to STOP, CONTROL, and BARGE-IN-OCCURRED methods, in the SPEAK-COMPLETE event, and in an IN-PROGRESS SPEAK response. In these messages, if any markers have been encountered for the current SPEAK, the marker tag value **MUST** be the last embedded marker encountered. If no markers have yet been encountered for the current SPEAK, only the timestamp is **REQUIRED**. Note that in these events, the purpose of this header field is to provide timestamp information associated with important events within the lifecycle of a request (start of SPEAK processing, end of SPEAK processing, receipt of CONTROL/STOP/BARGE-IN-OCCURRED).

```
timestamp           = "timestamp" "=" time-stamp-value
time-stamp-value    = 1*20DIGIT
speech-marker       = "Speech-Marker" ":"
                      timestamp
                      [";" 1*(UTFCHAR / %x20)] CRLF
```

8.4.9. Speech-Language

This header field specifies the default language of the speech data if the language is not specified in the markup. The value of this header field **MUST** follow RFC 5646 [RFC5646] for its values. The header field **MAY** occur in SPEAK, SET-PARAMS, or GET-PARAMS requests.

```
speech-language     = "Speech-Language" ":" 1*VCHAR CRLF
```

8.4.10. Fetch-Hint

When the synthesizer needs to fetch documents or other resources like speech markup or audio files, this header field controls the corresponding URI access properties. This provides client policy on when the synthesizer should retrieve content from the server. A value of "prefetch" indicates the content **MAY** be downloaded when the request is received, whereas "safe" indicates that content **MUST NOT**

be downloaded until actually referenced. The default value is "prefetch". This header field MAY occur in SPEAK, SET-PARAMS, or GET-PARAMS requests.

fetch-hint = "Fetch-Hint" ":" ("prefetch" / "safe") CRLF

8.4.11. Audio-Fetch-Hint

When the synthesizer needs to fetch documents or other resources like speech audio files, this header field controls the corresponding URI access properties. This provides client policy whether or not the synthesizer is permitted to attempt to optimize speech by pre-fetching audio. The value is either "safe" to say that audio is only fetched when it is referenced, never before; "prefetch" to permit, but not require the implementation to pre-fetch the audio; or "stream" to allow it to stream the audio fetches. The default value is "prefetch". This header field MAY occur in SPEAK, SET-PARAMS, or GET-PARAMS requests.

audio-fetch-hint = "Audio-Fetch-Hint" ":"
("prefetch" / "safe" / "stream") CRLF

8.4.12. Failed-URI

When a synthesizer method needs a synthesizer to fetch or access a URI and the access fails, the server SHOULD provide the failed URI in this header field in the method response, unless there are multiple URI failures, in which case the server MUST provide one of the failed URIs in this header field in the method response.

failed-uri = "Failed-URI" ":" absoluteURI CRLF

8.4.13. Failed-URI-Cause

When a synthesizer method needs a synthesizer to fetch or access a URI and the access fails, the server MUST provide the URI-specific or protocol-specific response code for the URI in the Failed-URI header field in the method response through this header field. The value encoding is UTF-8 (RFC 3629 [RFC3629]) to accommodate any access protocol -- some access protocols might have a response string instead of a numeric response code.

failed-uri-cause = "Failed-URI-Cause" ":" 1*UTFCHAR CRLF

8.4.14. Speak-Restart

When a client issues a CONTROL request to a currently speaking synthesizer resource to jump backward, and the target jump point is before the start of the current SPEAK request, the current SPEAK request MUST restart from the beginning of its speech data and the server's response to the CONTROL request MUST contain this header field with a value of "true" indicating a restart.

```
speak-restart          = "Speak-Restart" ":" BOOLEAN CRLF
```

8.4.15. Speak-Length

This header field MAY be specified in a CONTROL method to control the maximum length of speech to speak, relative to the current speaking point in the currently active SPEAK request. If numeric, the value MUST be a positive integer. If a header field with a Tag unit is specified, then the speech output continues until the tag is reached or the SPEAK request is completed, whichever comes first. This header field MAY be specified in a SPEAK request to indicate the length to speak from the speech data and is relative to the point in speech that the SPEAK request starts. The different speech length units supported are synthesizer implementation dependent. If a server does not support the specified unit, the server MUST respond with a status-code of 409 "Unsupported Header Field Value".

```
speak-length          = "Speak-Length" ":" positive-length-value  
                        CRLF
```

```
positive-length-value = positive-speech-length  
                        / text-speech-length
```

```
text-speech-length    = 1*UTFCHAR SP "Tag"
```

```
positive-speech-length = 1*19DIGIT SP numeric-speech-unit
```

```
numeric-speech-unit   = "Second"  
                        / "Word"  
                        / "Sentence"  
                        / "Paragraph"
```


8.4.16. Load-Lexicon

This header field is used to indicate whether a lexicon has to be loaded or unloaded. The value "true" means to load the lexicon if not already loaded, and the value "false" means to unload the lexicon if it is loaded. The default value for this header field is "true". This header field MAY be specified in a DEFINE-LEXICON method.

```
load-lexicon          = "Load-Lexicon" ":" BOOLEAN CRLF
```

8.4.17. Lexicon-Search-Order

This header field is used to specify a list of active pronunciation lexicon URIs and the search order among the active lexicons. Lexicons specified within the SSML document take precedence over the lexicons specified in this header field. This header field MAY be specified in the SPEAK, SET-PARAMS, and GET-PARAMS methods.

```
lexicon-search-order = "Lexicon-Search-Order" ":"  
    "<" absoluteURI ">" *(" " "<" absoluteURI ">") CRLF
```

8.5. Synthesizer Message Body

A synthesizer message can contain additional information associated with the Request, Response, or Event in its message body.

8.5.1. Synthesizer Speech Data

Marked-up text for the synthesizer to speak is specified as a typed media entity in the message body. The speech data to be spoken by the synthesizer can be specified inline by embedding the data in the message body or by reference by providing a URI for accessing the data. In either case, the data and the format used to markup the speech needs to be of a content type supported by the server.

All MRCPv2 servers containing synthesizer resources MUST support both plain text speech data and W3C's Speech Synthesis Markup Language [W3C.REC-speech-synthesis-20040907] and hence MUST support the media types 'text/plain' and 'application/ssml+xml'. Other formats MAY be supported.

If the speech data is to be fetched by URI reference, the media type 'text/uri-list' (see RFC 2483 [RFC2483]) is used to indicate one or more URIs that, when dereferenced, will contain the content to be spoken. If a list of speech URIs is specified, the resource MUST speak the speech data provided by each URI in the order in which the URIs are specified in the content.

MRCPv2 clients and servers MUST support the 'multipart/mixed' media type. This is the appropriate media type to use when providing a mix of URI and inline speech data. Embedded within the multipart content block, there MAY be content for the 'text/uri-list', 'application/ssml+xml', and/or 'text/plain' media types. The character set and encoding used in the speech data is specified according to standard media type definitions. The multipart content MAY also contain actual audio data. Clients may have recorded audio clips stored in memory or on a local device and wish to play it as part of the SPEAK request. The audio portions MAY be sent by the client as part of the multipart content block. This audio is referenced in the speech markup data that is another part in the multipart content block according to the 'multipart/mixed' media type specification.

Content-Type:text/uri-list
Content-Length:...

<http://www.example.com/ASR-Introduction.ssml>
<http://www.example.com/ASR-Document-Part1.ssml>
<http://www.example.com/ASR-Document-Part2.ssml>
<http://www.example.com/ASR-Conclusion.ssml>

URI List Example

Content-Type:application/ssml+xml
Content-Length:...

```
<?xml version="1.0"?>
  <speak version="1.0"
    xmlns="http://www.w3.org/2001/10/synthesis"
    xmlns:xsi="http://www.w3.org/2001/XMLSchema-instance"
    xsi:schemaLocation="http://www.w3.org/2001/10/synthesis
      http://www.w3.org/TR/speech-synthesis/synthesis.xsd"
    xml:lang="en-US">
    <p>
      <s>You have 4 new messages.</s>
      <s>The first is from Aldine Turnbet
        and arrived at <break/>
      <say-as interpret-as="vxml:time">0345p</say-as>.</s>

      <s>The subject is <prosody
        rate="-20%">ski trip</prosody></s>
    </p>
  </speak>
```

SSML Example

```

Content-Type:multipart/mixed; boundary="break"

--break
Content-Type:text/uri-list
Content-Length:...

http://www.example.com/ASR-Introduction.ssm1
http://www.example.com/ASR-Document-Part1.ssm1
http://www.example.com/ASR-Document-Part2.ssm1
http://www.example.com/ASR-Conclusion.ssm1

--break
Content-Type:application/ssml+xml
Content-Length:...

<?xml version="1.0"?>
  <spek version="1.0"
    xmlns="http://www.w3.org/2001/10/synthesis"
    xmlns:xsi="http://www.w3.org/2001/XMLSchema-instance"
    xsi:schemaLocation="http://www.w3.org/2001/10/synthesis
      http://www.w3.org/TR/speech-synthesis/synthesis.xsd"
    xml:lang="en-US">
    <p>
      <s>You have 4 new messages.</s>
      <s>The first is from Stephanie Williams
      and arrived at <break/>
      <say-as interpret-as="vxml:time">0342p</say-as>.</s>

      <s>The subject is <prosody
      rate="-20%">ski trip</prosody></s>
    </p>
  </spek>
--break--

```

Multipart Example

8.5.2. Lexicon Data

Synthesizer lexicon data from the client to the server can be provided inline or by reference. Either way, they are carried as typed media in the message body of the MRCPv2 request message (see Section 8.14).

When a lexicon is specified inline in the message, the client MUST provide a Content-ID for that lexicon as part of the content header fields. The server MUST store the lexicon associated with that Content-ID for the duration of the session. A stored lexicon can be overwritten by defining a new lexicon with the same Content-ID.

Lexicons that have been associated with a Content-ID can be referenced through the 'session' URI scheme (see Section 13.6).

If lexicon data is specified by external URI reference, the media type 'text/uri-list' (see RFC 2483 [RFC2483]) is used to list the one or more URIs that may be dereferenced to obtain the lexicon data. All MRCPv2 servers MUST support the "http" and "https" URI access mechanisms, and MAY support other mechanisms.

If the data in the message body consists of a mix of URI and inline lexicon data, the 'multipart/mixed' media type is used. The character set and encoding used in the lexicon data may be specified according to standard media type definitions.

8.6. SPEAK Method

The SPEAK request provides the synthesizer resource with the speech text and initiates speech synthesis and streaming. The SPEAK method MAY carry voice and prosody header fields that alter the behavior of the voice being synthesized, as well as a typed media message body containing the actual marked-up text to be spoken.

The SPEAK method implementation MUST do a fetch of all external URIs that are part of that operation. If caching is implemented, this URI fetching MUST conform to the cache-control hints and parameter header fields associated with the method in deciding whether it is to be fetched from cache or from the external server. If these hints/parameters are not specified in the method, the values set for the session using SET-PARAMS/GET-PARAMS apply. If it was not set for the session, their default values apply.

When applying voice parameters, there are three levels of precedence. The highest precedence are those specified within the speech markup text, followed by those specified in the header fields of the SPEAK request and hence that apply for that SPEAK request only, followed by the session default values that can be set using the SET-PARAMS request and apply for subsequent methods invoked during the session.

If the resource was idle at the time the SPEAK request arrived at the server and the SPEAK method is being actively processed, the resource responds immediately with a success status code and a request-state of IN-PROGRESS.

If the resource is in the speaking or paused state when the SPEAK method arrives at the server, i.e., it is in the middle of processing a previous SPEAK request, the status returns success with a request-state of PENDING. The server places the SPEAK request in the synthesizer resource request queue. The request queue operates

strictly FIFO: requests are processed serially in order of receipt. If the current SPEAK fails, all SPEAK methods in the pending queue are cancelled and each generates a SPEAK-COMPLETE event with a Completion-Cause of "cancelled".

For the synthesizer resource, SPEAK is the only method that can return a request-state of IN-PROGRESS or PENDING. When the text has been synthesized and played into the media stream, the resource issues a SPEAK-COMPLETE event with the request-id of the SPEAK request and a request-state of COMPLETE.

```
C->S: MRCP/2.0 ... SPEAK 543257
      Channel-Identifier:32AECB23433802@speechsynth
      Voice-gender:neutral
      Voice-Age:25
      Prosody-volume:medium
      Content-Type:application/ssml+xml
      Content-Length:...

      <?xml version="1.0"?>
        <speak version="1.0"
          xmlns="http://www.w3.org/2001/10/synthesis"
          xmlns:xsi="http://www.w3.org/2001/XMLSchema-instance"
          xsi:schemaLocation="http://www.w3.org/2001/10/synthesis
            http://www.w3.org/TR/speech-synthesis/synthesis.xsd"
          xml:lang="en-US">
          <p>
            <s>You have 4 new messages.</s>
            <s>The first is from Stephanie Williams and arrived at
              <break/>
              <say-as interpret-as="vxml:time">0342p</say-as>.
            </s>
            <s>The subject is
              <prosody rate="-20%">ski trip</prosody>
            </s>
          </p>
        </speak>
```

```
S->C: MRCP/2.0 ... 543257 200 IN-PROGRESS
      Channel-Identifier:32AECB23433802@speechsynth
      Speech-Marker:timestamp=857206027059
```

```
S->C: MRCP/2.0 ... SPEAK-COMPLETE 543257 COMPLETE
      Channel-Identifier:32AECB23433802@speechsynth
      Completion-Cause:000 normal
      Speech-Marker:timestamp=857206027059
```

SPEAK Example

8.7. STOP

The STOP method from the client to the server tells the synthesizer resource to stop speaking if it is speaking something.

The STOP request can be sent with an Active-Request-Id-List header field to stop the zero or more specific SPEAK requests that may be in queue and return a response status-code of 200 "Success". If no Active-Request-Id-List header field is sent in the STOP request, the server terminates all outstanding SPEAK requests.

If a STOP request successfully terminated one or more PENDING or IN-PROGRESS SPEAK requests, then the response MUST contain an Active-Request-Id-List header field enumerating the SPEAK request-ids that were terminated. Otherwise, there is no Active-Request-Id-List header field in the response. No SPEAK-COMPLETE events are sent for such terminated requests.

If a SPEAK request that was IN-PROGRESS and speaking was stopped, the next pending SPEAK request, if any, becomes IN-PROGRESS at the resource and enters the speaking state.

If a SPEAK request that was IN-PROGRESS and paused was stopped, the next pending SPEAK request, if any, becomes IN-PROGRESS and enters the paused state.

```
C->S: MRCP/2.0 ... SPEAK 543258
      Channel-Identifier:32AECB23433802@speechsynth
      Content-Type:application/ssml+xml
      Content-Length:...

      <?xml version="1.0"?>
        <speak version="1.0"
          xmlns="http://www.w3.org/2001/10/synthesis"
          xmlns:xsi="http://www.w3.org/2001/XMLSchema-instance"
          xsi:schemaLocation="http://www.w3.org/2001/10/synthesis
            http://www.w3.org/TR/speech-synthesis/synthesis.xsd"
          xml:lang="en-US">
          <p>
            <s>You have 4 new messages.</s>
            <s>The first is from Stephanie Williams and arrived at
              <break/>
              <say-as interpret-as="vxml:time">0342p</say-as>.</s>
            <s>The subject is
              <prosody rate="-20%">ski trip</prosody></s>
          </p>
        </speak>
```

S->C: MRCP/2.0 ... 543258 200 IN-PROGRESS
Channel-Identifier:32AECB23433802@speechsynth
Speech-Marker:timestamp=857206027059

C->S: MRCP/2.0 ... STOP 543259
Channel-Identifier:32AECB23433802@speechsynth

S->C: MRCP/2.0 ... 543259 200 COMPLETE
Channel-Identifier:32AECB23433802@speechsynth
Active-Request-Id-List:543258
Speech-Marker:timestamp=857206039059

STOP Example

8.8. BARGE-IN-OCCURRED

The BARGE-IN-OCCURRED method, when used with the synthesizer resource, provides a client that has detected a barge-in-able event a means to communicate the occurrence of the event to the synthesizer resource.

This method is useful in two scenarios:

1. The client has detected DTMF digits in the input media or some other barge-in-able event and wants to communicate that to the synthesizer resource.
2. The recognizer resource and the synthesizer resource are in different servers. In this case, the client acts as an intermediary for the two servers. It receives an event from the recognition resource and sends a BARGE-IN-OCCURRED request to the synthesizer. In such cases, the BARGE-IN-OCCURRED method would also have a Proxy-Sync-Id header field received from the resource generating the original event.

If a SPEAK request is active with kill-on-barge-in enabled (see Section 8.4.2), and the BARGE-IN-OCCURRED event is received, the synthesizer MUST immediately stop streaming out audio. It MUST also terminate any speech requests queued behind the current active one, irrespective of whether or not they have barge-in enabled. If a barge-in-able SPEAK request was playing and it was terminated, the response MUST contain an Active-Request-Id-List header field listing the request-ids of all SPEAK requests that were terminated. The server generates no SPEAK-COMPLETE events for these requests.

If there were no SPEAK requests terminated by the synthesizer resource as a result of the BARGE-IN-OCCURRED method, the server MUST respond to the BARGE-IN-OCCURRED with a status-code of 200 "Success", and the response MUST NOT contain an Active-Request-Id-List header field.

If the synthesizer and recognizer resources are part of the same MRCPv2 session, they can be optimized for a quicker kill-on-barge-in response if the recognizer and synthesizer interact directly. In these cases, the client MUST still react to a START-OF-INPUT event from the recognizer by invoking the BARGE-IN-OCCURRED method to the synthesizer. The client MUST invoke the BARGE-IN-OCCURRED if it has any outstanding requests to the synthesizer resource in either the PENDING or IN-PROGRESS state.

```
C->S: MRCP/2.0 ... SPEAK 543258
      Channel-Identifier:32AECB23433802@speechsynth
      Voice-gender:neutral
      Voice-Age:25
      Prosody-volume:medium
      Content-Type:application/ssml+xml
      Content-Length:...
```

```
<?xml version="1.0"?>
  <speak version="1.0"
    xmlns="http://www.w3.org/2001/10/synthesis"
    xmlns:xsi="http://www.w3.org/2001/XMLSchema-instance"
    xsi:schemaLocation="http://www.w3.org/2001/10/synthesis
      http://www.w3.org/TR/speech-synthesis/synthesis.xsd"
    xml:lang="en-US">
    <p>
      <s>You have 4 new messages.</s>
      <s>The first is from Stephanie Williams and arrived at
        <break/>
        <say-as interpret-as="vxml:time">0342p</say-as>.</s>
      <s>The subject is
        <prosody rate="-20%">ski trip</prosody></s>
    </p>
  </speak>
```

```
S->C: MRCP/2.0 ... 543258 200 IN-PROGRESS
      Channel-Identifier:32AECB23433802@speechsynth
      Speech-Marker:timestamp=857206027059
```

```
C->S: MRCP/2.0 ... BARGE-IN-OCCURRED 543259
      Channel-Identifier:32AECB23433802@speechsynth
      Proxy-Sync-Id:987654321
```



```
S->C:MRCP/2.0 ... 543259 200 COMPLETE
      Channel-Identifier:32AECB23433802@speechsynth
      Active-Request-Id-List:543258
      Speech-Marker:timestamp=857206039059
```

BARGE-IN-OCCURRED Example

8.9. PAUSE

The PAUSE method from the client to the server tells the synthesizer resource to pause speech output if it is speaking something. If a PAUSE method is issued on a session when a SPEAK is not active, the server MUST respond with a status-code of 402 "Method not valid in this state". If a PAUSE method is issued on a session when a SPEAK is active and paused, the server MUST respond with a status-code of 200 "Success". If a SPEAK request was active, the server MUST return an Active-Request-Id-List header field whose value contains the request-id of the SPEAK request that was paused.

```
C->S: MRCP/2.0 ... SPEAK 543258
      Channel-Identifier:32AECB23433802@speechsynth
      Voice-gender:neutral
      Voice-Age:25
      Prosody-volume:medium
      Content-Type:application/ssml+xml
      Content-Length:...

      <?xml version="1.0"?>
        <speak version="1.0"
          xmlns="http://www.w3.org/2001/10/synthesis"
          xmlns:xsi="http://www.w3.org/2001/XMLSchema-instance"
          xsi:schemaLocation="http://www.w3.org/2001/10/synthesis
            http://www.w3.org/TR/speech-synthesis/synthesis.xsd"
          xml:lang="en-US">
          <p>
            <s>You have 4 new messages.</s>
            <s>The first is from Stephanie Williams and arrived at
              <break/>
              <say-as interpret-as="vxml:time">0342p</say-as>.</s>

            <s>The subject is
              <prosody rate="-20%">ski trip</prosody></s>
          </p>
        </speak>
```

```
S->C: MRCP/2.0 ... 543258 200 IN-PROGRESS
      Channel-Identifier:32AECB23433802@speechsynth
      Speech-Marker:timestamp=857206027059
```

C->S: MRCP/2.0 ... PAUSE 543259
Channel-Identifier:32AECB23433802@speechsynth

S->C: MRCP/2.0 ... 543259 200 COMPLETE
Channel-Identifier:32AECB23433802@speechsynth
Active-Request-Id-List:543258

PAUSE Example

8.10. RESUME

The RESUME method from the client to the server tells a paused synthesizer resource to resume speaking. If a RESUME request is issued on a session with no active SPEAK request, the server MUST respond with a status-code of 402 "Method not valid in this state". If a RESUME request is issued on a session with an active SPEAK request that is speaking (i.e., not paused), the server MUST respond with a status-code of 200 "Success". If a SPEAK request was paused, the server MUST return an Active-Request-Id-List header field whose value contains the request-id of the SPEAK request that was resumed.

C->S: MRCP/2.0 ... SPEAK 543258
Channel-Identifier:32AECB23433802@speechsynth
Voice-gender:neutral
Voice-age:25
Prosody-volume:medium
Content-Type:application/ssml+xml
Content-Length:...

```
<?xml version="1.0"?>
<speak version="1.0"
  xmlns="http://www.w3.org/2001/10/synthesis"
  xmlns:xsi="http://www.w3.org/2001/XMLSchema-instance"
  xsi:schemaLocation="http://www.w3.org/2001/10/synthesis
    http://www.w3.org/TR/speech-synthesis/synthesis.xsd"
  xml:lang="en-US">
  <p>
    <s>You have 4 new messages.</s>
    <s>The first is from Stephanie Williams and arrived at
      <break/>
      <say-as interpret-as="vxml:time">0342p</say-as>.</s>
    <s>The subject is
      <prosody rate="-20%">ski trip</prosody></s>
  </p>
</speak>
```

S->C: MRCP/2.0 ... 543258 200 IN-PROGRESS@speechsynth
Channel-Identifier:32AECB23433802
Speech-Marker:timestamp=857206027059

C->S: MRCP/2.0 ... PAUSE 543259
Channel-Identifier:32AECB23433802@speechsynth

S->C: MRCP/2.0 ... 543259 200 COMPLETE
Channel-Identifier:32AECB23433802@speechsynth
Active-Request-Id-List:543258

C->S: MRCP/2.0 ... RESUME 543260
Channel-Identifier:32AECB23433802@speechsynth

S->C: MRCP/2.0 ... 543260 200 COMPLETE
Channel-Identifier:32AECB23433802@speechsynth
Active-Request-Id-List:543258

RESUME Example

8.11. CONTROL

The CONTROL method from the client to the server tells a synthesizer that is speaking to modify what it is speaking on the fly. This method is used to request the synthesizer to jump forward or backward in what it is speaking, change speaker rate, speaker parameters, etc. It affects only the currently IN-PROGRESS SPEAK request. Depending on the implementation and capability of the synthesizer resource, it may or may not support the various modifications indicated by header fields in the CONTROL request.

When a client invokes a CONTROL method to jump forward and the operation goes beyond the end of the active SPEAK method's text, the CONTROL request still succeeds. The active SPEAK request completes and returns a SPEAK-COMPLETE event following the response to the CONTROL method. If there are more SPEAK requests in the queue, the synthesizer resource starts at the beginning of the next SPEAK request in the queue.

When a client invokes a CONTROL method to jump backward and the operation jumps to the beginning or beyond the beginning of the speech data of the active SPEAK method, the CONTROL request still succeeds. The response to the CONTROL request contains the speak-restart header field, and the active SPEAK request restarts from the beginning of its speech data.

These two behaviors can be used to rewind or fast-forward across multiple speech requests, if the client wants to break up a speech markup text into multiple SPEAK requests.

If a SPEAK request was active when the CONTROL method was received, the server MUST return an Active-Request-Id-List header field containing the request-id of the SPEAK request that was active.

```
C->S: MRCP/2.0 ... SPEAK 543258
      Channel-Identifier:32AECB23433802@speechsynth
      Voice-gender:neutral
      Voice-age:25
      Prosody-volume:medium
      Content-Type:application/ssml+xml
      Content-Length:...

      <?xml version="1.0"?>
        <speak version="1.0"
          xmlns="http://www.w3.org/2001/10/synthesis"
          xmlns:xsi="http://www.w3.org/2001/XMLSchema-instance"
          xsi:schemaLocation="http://www.w3.org/2001/10/synthesis
            http://www.w3.org/TR/speech-synthesis/synthesis.xsd"
          xml:lang="en-US">
          <p>
            <s>You have 4 new messages.</s>
            <s>The first is from Stephanie Williams
              and arrived at <break/>
              <say-as interpret-as="vxml:time">0342p</say-as>.</s>

            <s>The subject is <prosody
              rate="-20%">ski trip</prosody></s>
          </p>
        </speak>

S->C: MRCP/2.0 ... 543258 200 IN-PROGRESS
      Channel-Identifier:32AECB23433802@speechsynth
      Speech-Marker:timestamp=857205016059

C->S: MRCP/2.0 ... CONTROL 543259
      Channel-Identifier:32AECB23433802@speechsynth
      Prosody-rate:fast

S->C: MRCP/2.0 ... 543259 200 COMPLETE
      Channel-Identifier:32AECB23433802@speechsynth
      Active-Request-Id-List:543258
      Speech-Marker:timestamp=857206027059
```

C->S: MRCP/2.0 ... CONTROL 543260
 Channel-Identifier:32AECB23433802@speechsynth
 Jump-Size:-15 Words

S->C: MRCP/2.0 ... 543260 200 COMPLETE
 Channel-Identifier:32AECB23433802@speechsynth
 Active-Request-Id-List:543258
 Speech-Marker:timestamp=857206039059

CONTROL Example

8.12. SPEAK-COMplete

This is an Event message from the synthesizer resource to the client that indicates the corresponding SPEAK request was completed. The request-id field matches the request-id of the SPEAK request that initiated the speech that just completed. The request-state field is set to COMPLETE by the server, indicating that this is the last event with the corresponding request-id. The Completion-Cause header field specifies the cause code pertaining to the status and reason of request completion, such as the SPEAK completed normally or because of an error, kill-on-barge-in, etc.

C->S: MRCP/2.0 ... SPEAK 543260
 Channel-Identifier:32AECB23433802@speechsynth
 Voice-gender:neutral
 Voice-age:25
 Prosody-volume:medium
 Content-Type:application/ssml+xml
 Content-Length:...

```
<?xml version="1.0"?>
  <speak version="1.0"
    xmlns="http://www.w3.org/2001/10/synthesis"
    xmlns:xsi="http://www.w3.org/2001/XMLSchema-instance"
    xsi:schemaLocation="http://www.w3.org/2001/10/synthesis
      http://www.w3.org/TR/speech-synthesis/synthesis.xsd"
    xml:lang="en-US">
    <p>
      <s>You have 4 new messages.</s>
      <s>The first is from Stephanie Williams
        and arrived at <break/>
        <say-as interpret-as="vxml:time">0342p</say-as>.</s>
      <s>The subject is
        <prosody rate="-20%">ski trip</prosody></s>
    </p>
  </speak>
```

```
S->C: MRCP/2.0 ... 543260 200 IN-PROGRESS
      Channel-Identifier:32AECB23433802@speechsynth
      Speech-Marker:timestamp=857206027059
```

```
S->C: MRCP/2.0 ... SPEAK-COMplete 543260 COMPLETE
      Channel-Identifier:32AECB23433802@speechsynth
      Completion-Cause:000 normal
      Speech-Marker:timestamp=857206039059
```

SPEAK-COMplete Example

8.13. SPEECH-MARKER

This is an event generated by the synthesizer resource to the client when the synthesizer encounters a marker tag in the speech markup it is currently processing. The value of the request-id field MUST match that of the corresponding SPEAK request. The request-state field MUST have the value "IN-PROGRESS" as the speech is still not complete. The value of the speech marker tag hit, describing where the synthesizer is in the speech markup, MUST be returned in the Speech-Marker header field, along with an NTP timestamp indicating the instant in the output speech stream that the marker was encountered. The SPEECH-MARKER event MUST also be generated with a null marker value and output NTP timestamp when a SPEAK request in Pending-State (i.e., in the queue) changes state to IN-PROGRESS and starts speaking. The NTP timestamp MUST be synchronized with the RTP timestamp used to generate the speech stream through standard RTCP machinery.

```
C->S: MRCP/2.0 ... SPEAK 543261
      Channel-Identifier:32AECB23433802@speechsynth
      Voice-gender:neutral
      Voice-age:25
      Prosody-volume:medium
      Content-Type:application/ssml+xml
      Content-Length:...
```

```
<?xml version="1.0"?>
  <speak version="1.0"
    xmlns="http://www.w3.org/2001/10/synthesis"
    xmlns:xsi="http://www.w3.org/2001/XMLSchema-instance"
    xsi:schemaLocation="http://www.w3.org/2001/10/synthesis
      http://www.w3.org/TR/speech-synthesis/synthesis.xsd"
    xml:lang="en-US">
    <p>
      <s>You have 4 new messages.</s>
      <s>The first is from Stephanie Williams
        and arrived at <break/>
```

```
    <say-as interpret-as="vxml:time">0342p</say-as>.</s>
    <mark name="here"/>
    <s>The subject is
      <prosody rate="-20%">ski trip</prosody>
    </s>
    <mark name="ANSWER"/>
  </p>
</speak>
```

S->C: MRCP/2.0 ... 543261 200 IN-PROGRESS
Channel-Identifier:32AECB23433802@speechsynth
Speech-Marker:timestamp=857205015059

S->C: MRCP/2.0 ... SPEECH-MARKER 543261 IN-PROGRESS
Channel-Identifier:32AECB23433802@speechsynth
Speech-Marker:timestamp=857206027059;here

S->C: MRCP/2.0 ... SPEECH-MARKER 543261 IN-PROGRESS
Channel-Identifier:32AECB23433802@speechsynth
Speech-Marker:timestamp=857206039059;ANSWER

S->C: MRCP/2.0 ... SPEAK-COMPLETE 543261 COMPLETE
Channel-Identifier:32AECB23433802@speechsynth
Completion-Cause:000 normal
Speech-Marker:timestamp=857207689259;ANSWER

SPEECH-MARKER Example

8.14. DEFINE-LEXICON

The DEFINE-LEXICON method, from the client to the server, provides a lexicon and tells the server to load or unload the lexicon (see Section 8.4.16). The media type of the lexicon is provided in the Content-Type header (see Section 8.5.2). One such media type is "application/pls+xml" for the Pronunciation Lexicon Specification (PLS) [W3C.REC-pronunciation-lexicon-20081014] [RFC4267].

If the server resource is in the speaking or paused state, the server MUST respond with a failure status-code of 402 "Method not valid in this state".

If the resource is in the idle state and is able to successfully load/unload the lexicon, the status MUST return a 200 "Success" status-code and the request-state MUST be COMPLETE.

If the synthesizer could not define the lexicon for some reason, for example, because the download failed or the lexicon was in an unsupported form, the server MUST respond with a failure status-code of 407 and a Completion-Cause header field describing the failure reason.

9. Speech Recognizer Resource

The speech recognizer resource receives an incoming voice stream and provides the client with an interpretation of what was spoken in textual form.

The recognizer resource is controlled by MRCPv2 requests from the client. The recognizer resource can both respond to these requests and generate asynchronous events to the client to indicate conditions of interest during the processing of the method.

This section applies to the following resource types.

1. `speechrecog`

2. `dtmfrecog`

The difference between the above two resources is in their level of support for recognition grammars. The "dtmfrecog" resource type is capable of recognizing only DTMF digits and hence accepts only DTMF grammars. It only generates barge-in for DTMF inputs and ignores speech. The "speechrecog" resource type can recognize regular speech as well as DTMF digits and hence MUST support grammars describing either speech or DTMF. This resource generates barge-in events for speech and/or DTMF. By analyzing the grammars that are activated by the RECOGNIZE method, it determines if a barge-in should occur for speech and/or DTMF. When the recognizer decides it needs to generate a barge-in, it also generates a START-OF-INPUT event to the client. The recognizer resource MAY support recognition in the normal or hotword modes or both (although note that a single "speechrecog" resource does not perform normal and hotword mode recognition simultaneously). For implementations where a single recognizer resource does not support both modes, or simultaneous normal and hotword recognition is desired, the two modes can be invoked through separate resources allocated to the same SIP dialog (with different MRCP session identifiers) and share the RTP audio feed.

The capabilities of the recognizer resource are enumerated below:

Normal Mode Recognition Normal mode recognition tries to match all of the speech or DTMF against the grammar and returns a no-match status if the input fails to match or the method times out.

Hotword Mode Recognition Hotword mode is where the recognizer looks for a match against specific speech grammar or DTMF sequence and ignores speech or DTMF that does not match. The recognition completes only if there is a successful match of grammar, if the client cancels the request, or if there is a non-input or recognition timeout.

Voice Enrolled Grammars A recognizer resource MAY optionally support Voice Enrolled Grammars. With this functionality, enrollment is performed using a person's voice. For example, a list of contacts can be created and maintained by recording the person's names using the caller's voice. This technique is sometimes also called speaker-dependent recognition.

Interpretation A recognizer resource MAY be employed strictly for its natural language interpretation capabilities by supplying it with a text string as input instead of speech. In this mode, the resource takes text as input and produces an "interpretation" of the input according to the supplied grammar.

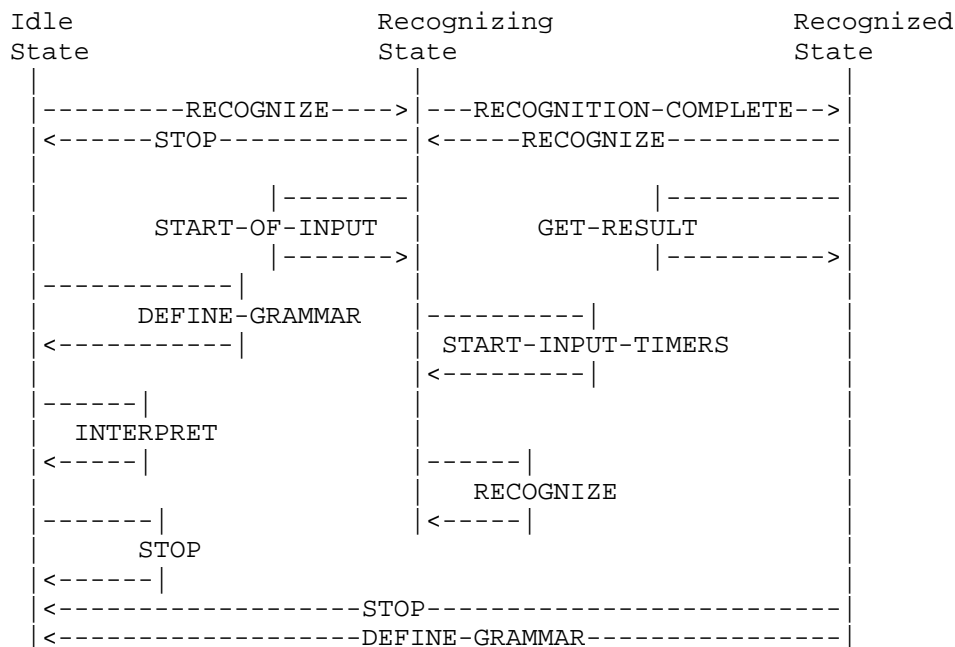
Voice enrollment has the concept of an enrollment session. A session to add a new phrase to a personal grammar involves the initial enrollment followed by a repeat of enough utterances before committing the new phrase to the personal grammar. Each time an utterance is recorded, it is compared for similarity with the other samples and a clash test is performed against other entries in the personal grammar to ensure there are no similar and confusable entries.

Enrollment is done using a recognizer resource. Controlling which utterances are to be considered for enrollment of a new phrase is done by setting a header field (see Section 9.4.39) in the Recognize request.

Interpretation is accomplished through the INTERPRET method (Section 9.20) and the Interpret-Text header field (Section 9.4.30).

9.1. Recognizer State Machine

The recognizer resource maintains a state machine to process MRCPv2 requests from the client.



Recognizer State Machine

If a recognizer resource supports voice enrolled grammars, starting an enrollment session does not change the state of the recognizer resource. Once an enrollment session is started, then utterances are enrolled by calling the RECOGNIZE method repeatedly. The state of the speech recognizer resource goes from IDLE to RECOGNIZING state each time RECOGNIZE is called.

9.2. Recognizer Methods

The recognizer supports the following methods.

$$\text{recognizer-method} = \frac{\text{recog-only-method}}{\text{enrollment-method}}$$

```
recog-only-method    = "DEFINE-GRAMMAR"
                      / "RECOGNIZE"
                      / "INTERPRET"
                      / "GET-RESULT"
                      / "START-INPUT-TIMERS"
                      / "STOP"
```

It is OPTIONAL for a recognizer resource to support voice enrolled grammars. If the recognizer resource does support voice enrolled grammars, it MUST support the following methods.

```
enrollment-method    = "START-PHRASE-ENROLLMENT"
                      / "ENROLLMENT-ROLLBACK"
                      / "END-PHRASE-ENROLLMENT"
                      / "MODIFY-PHRASE"
                      / "DELETE-PHRASE"
```

9.3. Recognizer Events

The recognizer can generate the following events.

```
recognizer-event     = "START-OF-INPUT"
                      / "RECOGNITION-COMPLETE"
                      / "INTERPRETATION-COMPLETE"
```

9.4. Recognizer Header Fields

A recognizer message can contain header fields containing request options and information to augment the Method, Response, or Event message it is associated with.

```
recognizer-header     = recog-only-header
                      / enrollment-header

recog-only-header      = confidence-threshold
                      / sensitivity-level
                      / speed-vs-accuracy
                      / n-best-list-length
                      / no-input-timeout
                      / input-type
                      / recognition-timeout
                      / waveform-uri
                      / input-waveform-uri
                      / completion-cause
                      / completion-reason
                      / recognizer-context-block
                      / start-input-timers
                      / speech-complete-timeout
```

```
/ speech-incomplete-timeout
/ dtmf-interdigit-timeout
/ dtmf-term-timeout
/ dtmf-term-char
/ failed-uri
/ failed-uri-cause
/ save-waveform
/ media-type
/ new-audio-channel
/ speech-language
/ ver-buffer-utterance
/ recognition-mode
/ cancel-if-queue
/ hotword-max-duration
/ hotword-min-duration
/ interpret-text
/ dtmf-buffer-time
/ clear-dtmf-buffer
/ early-no-match
```

If a recognizer resource supports voice enrolled grammars, the following header fields are also used.

```
enrollment-header    = num-min-consistent-pronunciations
/ consistency-threshold
/ clash-threshold
/ personal-grammar-uri
/ enroll-utterance
/ phrase-id
/ phrase-nl
/ weight
/ save-best-waveform
/ new-phrase-id
/ confusable-phrases-uri
/ abort-phrase-enrollment
```

For enrollment-specific header fields that can appear as part of SET-PARAMS or GET-PARAMS methods, the following general rule applies: the START-PHRASE-ENROLLMENT method MUST be invoked before these header fields may be set through the SET-PARAMS method or retrieved through the GET-PARAMS method.

Note that the Waveform-URI header field of the Recognizer resource can also appear in the response to the END-PHRASE-ENROLLMENT method.

9.4.1. Confidence-Threshold

When a recognizer resource recognizes or matches a spoken phrase with some portion of the grammar, it associates a confidence level with that match. The Confidence-Threshold header field tells the recognizer resource what confidence level the client considers a successful match. This is a float value between 0.0-1.0 indicating the recognizer's confidence in the recognition. If the recognizer determines that there is no candidate match with a confidence that is greater than the confidence threshold, then it MUST return no-match as the recognition result. This header field MAY occur in RECOGNIZE, SET-PARAMS, or GET-PARAMS. The default value for this header field is implementation specific, as is the interpretation of any specific value for this header field. Although values for servers from different vendors are not comparable, it is expected that clients will tune this value over time for a given server.

confidence-threshold = "Confidence-Threshold" ":" FLOAT CRLF

9.4.2. Sensitivity-Level

To filter out background noise and not mistake it for speech, the recognizer resource supports a variable level of sound sensitivity. The Sensitivity-Level header field is a float value between 0.0 and 1.0 and allows the client to set the sensitivity level for the recognizer. This header field MAY occur in RECOGNIZE, SET-PARAMS, or GET-PARAMS. A higher value for this header field means higher sensitivity. The default value for this header field is implementation specific, as is the interpretation of any specific value for this header field. Although values for servers from different vendors are not comparable, it is expected that clients will tune this value over time for a given server.

sensitivity-level = "Sensitivity-Level" ":" FLOAT CRLF

9.4.3. Speed-Vs-Accuracy

Depending on the implementation and capability of the recognizer resource it may be tunable towards Performance or Accuracy. Higher accuracy may mean more processing and higher CPU utilization, meaning fewer active sessions per server and vice versa. The value is a float between 0.0 and 1.0. A value of 0.0 means fastest recognition. A value of 1.0 means best accuracy. This header field MAY occur in RECOGNIZE, SET-PARAMS, or GET-PARAMS. The default value for this

header field is implementation specific. Although values for servers from different vendors are not comparable, it is expected that clients will tune this value over time for a given server.

```
speed-vs-accuracy          = "Speed-Vs-Accuracy" ":" FLOAT CRLF
```

9.4.4. N-Best-List-Length

When the recognizer matches an incoming stream with the grammar, it may come up with more than one alternative match because of confidence levels in certain words or conversation paths. If this header field is not specified, by default, the recognizer resource returns only the best match above the confidence threshold. The client, by setting this header field, can ask the recognition resource to send it more than one alternative. All alternatives must still be above the Confidence-Threshold. A value greater than one does not guarantee that the recognizer will provide the requested number of alternatives. This header field MAY occur in RECOGNIZE, SET-PARAMS, or GET-PARAMS. The minimum value for this header field is 1. The default value for this header field is 1.

```
n-best-list-length         = "N-Best-List-Length" ":" 1*19DIGIT CRLF
```

9.4.5. Input-Type

When the recognizer detects barge-in-able input and generates a START-OF-INPUT event, that event MUST carry this header field to specify whether the input that caused the barge-in was DTMF or speech.

```
input-type                 = "Input-Type" ":" inputs CRLF
inputs                     = "speech" / "dtmf"
```

9.4.6. No-Input-Timeout

When recognition is started and there is no speech detected for a certain period of time, the recognizer can send a RECOGNITION-COMplete event to the client with a Completion-Cause of "no-input-timeout" and terminate the recognition operation. The client can use the No-Input-Timeout header field to set this timeout. The value is in milliseconds and can range from 0 to an implementation-specific maximum value. This header field MAY occur in RECOGNIZE, SET-PARAMS, or GET-PARAMS. The default value is implementation specific.

```
no-input-timeout           = "No-Input-Timeout" ":" 1*19DIGIT CRLF
```

9.4.7. Recognition-Timeout

When recognition is started and there is no match for a certain period of time, the recognizer can send a RECOGNITION-COMPLETE event to the client and terminate the recognition operation. The Recognition-Timeout header field allows the client to set this timeout value. The value is in milliseconds. The value for this header field ranges from 0 to an implementation-specific maximum value. The default value is 10 seconds. This header field MAY occur in RECOGNIZE, SET-PARAMS, or GET-PARAMS.

```
recognition-timeout      = "Recognition-Timeout" ":" 1*19DIGIT CRLF
```

9.4.8. Waveform-URI

If the Save-Waveform header field is set to "true", the recognizer MUST record the incoming audio stream of the recognition into a stored form and provide a URI for the client to access it. This header field MUST be present in the RECOGNITION-COMPLETE event if the Save-Waveform header field was set to "true". The value of the header field MUST be empty if there was some error condition preventing the server from recording. Otherwise, the URI generated by the server MUST be unambiguous across the server and all its recognition sessions. The content associated with the URI MUST be available to the client until the MRCPv2 session terminates.

Similarly, if the Save-Best-Waveform header field is set to "true", the recognizer MUST save the audio stream for the best repetition of the phrase that was used during the enrollment session. The recognizer MUST then record the recognized audio and make it available to the client by returning a URI in the Waveform-URI header field in the response to the END-PHRASE-ENROLLMENT method. The value of the header field MUST be empty if there was some error condition preventing the server from recording. Otherwise, the URI generated by the server MUST be unambiguous across the server and all its recognition sessions. The content associated with the URI MUST be available to the client until the MRCPv2 session terminates. See the discussion on the sensitivity of saved waveforms in Section 12.

The server MUST also return the size in octets and the duration in milliseconds of the recorded audio waveform as parameters associated with the header field.

```
waveform-uri            = "Waveform-URI" ":" ["<" uri ">"  
                        ";" "size" "=" 1*19DIGIT  
                        ";" "duration" "=" 1*19DIGIT] CRLF
```

9.4.9. Media-Type

This header field MAY be specified in the SET-PARAMS, GET-PARAMS, or the RECOGNIZE methods and tells the server resource the media type in which to store captured audio or video, such as the one captured and returned by the Waveform-URI header field.

```
media-type           = "Media-Type" ":" media-type-value
                        CRLF
```

9.4.10. Input-Waveform-URI

This optional header field specifies a URI pointing to audio content to be processed by the RECOGNIZE operation. This enables the client to request recognition from a specified buffer or audio file.

```
input-waveform-uri   = "Input-Waveform-URI" ":" uri CRLF
```

9.4.11. Completion-Cause

This header field MUST be part of a RECOGNITION-COMPLETE event coming from the recognizer resource to the client. It indicates the reason behind the RECOGNIZE method completion. This header field MUST be sent in the DEFINE-GRAMMAR and RECOGNIZE responses, if they return with a failure status and a COMPLETE state. In the ABNF below, the cause-code contains a numerical value selected from the Cause-Code column of the following table. The cause-name contains the corresponding token selected from the Cause-Name column.

```
completion-cause     = "Completion-Cause" ":" cause-code SP
                        cause-name CRLF
cause-code            = 3DIGIT
cause-name            = *VCHAR
```


Cause-Code	Cause-Name	Description
000	success	RECOGNIZE completed with a match or DEFINE-GRAMMAR succeeded in downloading and compiling the grammar.
001	no-match	RECOGNIZE completed, but no match was found.
002	no-input-timeout	RECOGNIZE completed without a match due to a no-input-timeout.
003	hotword-maxtime	RECOGNIZE in hotword mode completed without a match due to a recognition-timeout.
004	grammar-load-failure	RECOGNIZE failed due to grammar load failure.
005	grammar-compilation-failure	RECOGNIZE failed due to grammar compilation failure.
006	recognizer-error	RECOGNIZE request terminated prematurely due to a recognizer error.
007	speech-too-early	RECOGNIZE request terminated because speech was too early. This happens when the audio stream is already "in-speech" when the RECOGNIZE request was received.
008	success-maxtime	RECOGNIZE request terminated because speech was too long but whatever was spoken till that point was a full match.
009	uri-failure	Failure accessing a URI.
010	language-unsupported	Language not supported.

011	cancelled	A new RECOGNIZE cancelled this one, or a prior RECOGNIZE failed while this one was still in the queue.
012	semantics-failure	Recognition succeeded, but semantic interpretation of the recognized input failed. The RECOGNITION-COMPLETE event MUST contain the Recognition result with only input text and no interpretation.
013	partial-match	Speech Incomplete Timeout expired before there was a full match. But whatever was spoken till that point was a partial match to one or more grammars.
014	partial-match-maxtime	The Recognition-Timeout expired before full match was achieved. But whatever was spoken till that point was a partial match to one or more grammars.
015	no-match-maxtime	The Recognition-Timeout expired. Whatever was spoken till that point did not match any of the grammars. This cause could also be returned if the recognizer does not support detecting partial grammar matches.
016	grammar-definition-failure	Any DEFINE-GRAMMAR error other than grammar-load-failure and grammar-compilation-failure.

9.4.12. Completion-Reason

This header field MAY be specified in a RECOGNITION-COMPLETE event coming from the recognizer resource to the client. This contains the reason text behind the RECOGNIZE request completion. The server uses this header field to communicate text describing the reason for the failure, such as the specific error encountered in parsing a grammar markup.

The completion reason text is provided for client use in logs and for debugging and instrumentation purposes. Clients MUST NOT interpret the completion reason text.

```
completion-reason      = "Completion-Reason" ":"  
                        quoted-string CRLF
```

9.4.13. Recognizer-Context-Block

This header field MAY be sent as part of the SET-PARAMS or GET-PARAMS request. If the GET-PARAMS method contains this header field with no value, then it is a request to the recognizer to return the recognizer context block. The response to such a message MAY contain a recognizer context block as a typed media message body. If the server returns a recognizer context block, the response MUST contain this header field and its value MUST match the Content-ID of the corresponding media block.

If the SET-PARAMS method contains this header field, it MUST also contain a message body containing the recognizer context data and a Content-ID matching this header field value. This Content-ID MUST match the Content-ID that came with the context data during the GET-PARAMS operation.

An implementation choosing to use this mechanism to hand off recognizer context data between servers MUST distinguish its implementation-specific block of data by using an IANA-registered content type in the IANA Media Type vendor tree.

```
recognizer-context-block = "Recognizer-Context-Block" ":"  
                          [1*VCHAR] CRLF
```

9.4.14. Start-Input-Timers

This header field MAY be sent as part of the RECOGNIZE request. A value of false tells the recognizer to start recognition but not to start the no-input timer yet. The recognizer MUST NOT start the timers until the client sends a START-INPUT-TIMERS request to the recognizer. This is useful in the scenario when the recognizer and

synthesizer engines are not part of the same session. In such configurations, when a kill-on-barge-in prompt is being played (see Section 8.4.2), the client wants the RECOGNIZE request to be simultaneously active so that it can detect and implement kill-on-barge-in. However, the recognizer SHOULD NOT start the no-input timers until the prompt is finished. The default value is "true".

```
start-input-timers = "Start-Input-Timers" ":" BOOLEAN CRLF
```

9.4.15. Speech-Complete-Timeout

This header field specifies the length of silence required following user speech before the speech recognizer finalizes a result (either accepting it or generating a no-match result). The Speech-Complete-Timeout value applies when the recognizer currently has a complete match against an active grammar, and specifies how long the recognizer MUST wait for more input before declaring a match. By contrast, the Speech-Incomplete-Timeout is used when the speech is an incomplete match to an active grammar. The value is in milliseconds.

```
speech-complete-timeout = "Speech-Complete-Timeout" ":" 1*19DIGIT CRLF
```

A long Speech-Complete-Timeout value delays the result to the client and therefore makes the application's response to a user slow. A short Speech-Complete-Timeout may lead to an utterance being broken up inappropriately. Reasonable speech complete timeout values are typically in the range of 0.3 seconds to 1.0 seconds. The value for this header field ranges from 0 to an implementation-specific maximum value. The default value for this header field is implementation specific. This header field MAY occur in RECOGNIZE, SET-PARAMS, or GET-PARAMS.

9.4.16. Speech-Incomplete-Timeout

This header field specifies the required length of silence following user speech after which a recognizer finalizes a result. The incomplete timeout applies when the speech prior to the silence is an incomplete match of all active grammars. In this case, once the timeout is triggered, the partial result is rejected (with a Completion-Cause of "partial-match"). The value is in milliseconds. The value for this header field ranges from 0 to an implementation-specific maximum value. The default value for this header field is implementation specific.

```
speech-incomplete-timeout = "Speech-Incomplete-Timeout" ":" 1*19DIGIT CRLF
```

The Speech-Incomplete-Timeout also applies when the speech prior to the silence is a complete match of an active grammar, but where it is possible to speak further and still match the grammar. By contrast, the Speech-Complete-Timeout is used when the speech is a complete match to an active grammar and no further spoken words can continue to represent a match.

A long Speech-Incomplete-Timeout value delays the result to the client and therefore makes the application's response to a user slow. A short Speech-Incomplete-Timeout may lead to an utterance being broken up inappropriately.

The Speech-Incomplete-Timeout is usually longer than the Speech-Complete-Timeout to allow users to pause mid-utterance (for example, to breathe). This header field MAY occur in RECOGNIZE, SET-PARAMS, or GET-PARAMS.

9.4.17. DTMF-Interdigit-Timeout

This header field specifies the inter-digit timeout value to use when recognizing DTMF input. The value is in milliseconds. The value for this header field ranges from 0 to an implementation-specific maximum value. The default value is 5 seconds. This header field MAY occur in RECOGNIZE, SET-PARAMS, or GET-PARAMS.

```
dtmf-interdigit-timeout = "DTMF-Interdigit-Timeout" ":" 1*19DIGIT CRLF
```

9.4.18. DTMF-Term-Timeout

This header field specifies the terminating timeout to use when recognizing DTMF input. The DTMF-Term-Timeout applies only when no additional input is allowed by the grammar; otherwise, the DTMF-Interdigit-Timeout applies. The value is in milliseconds. The value for this header field ranges from 0 to an implementation-specific maximum value. The default value is 10 seconds. This header field MAY occur in RECOGNIZE, SET-PARAMS, or GET-PARAMS.

```
dtmf-term-timeout      = "DTMF-Term-Timeout" ":" 1*19DIGIT CRLF
```

9.4.19. DTMF-Term-Char

This header field specifies the terminating DTMF character for DTMF input recognition. The default value is NULL, which is indicated by an empty header field value. This header field MAY occur in RECOGNIZE, SET-PARAMS, or GET-PARAMS.

```
dtmf-term-char         = "DTMF-Term-Char" ":" VCHAR CRLF
```

9.4.20. Failed-URI

When a recognizer needs to fetch or access a URI and the access fails, the server SHOULD provide the failed URI in this header field in the method response, unless there are multiple URI failures, in which case one of the failed URIs MUST be provided in this header field in the method response.

```
failed-uri           = "Failed-URI" ":" absoluteURI CRLF
```

9.4.21. Failed-URI-Cause

When a recognizer method needs a recognizer to fetch or access a URI and the access fails, the server MUST provide the URI-specific or protocol-specific response code for the URI in the Failed-URI header field through this header field in the method response. The value encoding is UTF-8 (RFC 3629 [RFC3629]) to accommodate any access protocol, some of which might have a response string instead of a numeric response code.

```
failed-uri-cause     = "Failed-URI-Cause" ":" 1*UTFCHAR CRLF
```

9.4.22. Save-Waveform

This header field allows the client to request the recognizer resource to save the audio input to the recognizer. The recognizer resource MUST then attempt to record the recognized audio, without endpointing, and make it available to the client in the form of a URI returned in the Waveform-URI header field in the RECOGNITION-COMPLETE event. If there was an error in recording the stream or the audio content is otherwise not available, the recognizer MUST return an empty Waveform-URI header field. The default value for this field is "false". This header field MAY occur in RECOGNIZE, SET-PARAMS, or GET-PARAMS. See the discussion on the sensitivity of saved waveforms in Section 12.

```
save-waveform        = "Save-Waveform" ":" BOOLEAN CRLF
```

9.4.23. New-Audio-Channel

This header field MAY be specified in a RECOGNIZE request and allows the client to tell the server that, from this point on, further input audio comes from a different audio source, channel, or speaker. If the recognizer resource had collected any input statistics or adaptation state, the recognizer resource MUST do what is appropriate for the specific recognition technology, which includes but is not limited to discarding any collected input statistics or adaptation state before starting the RECOGNIZE request. Note that if there are

multiple resources that are sharing a media stream and are collecting or using this data, and the client issues this header field to one of the resources, the reset operation applies to all resources that use the shared media stream. This helps in a number of use cases, including where the client wishes to reuse an open recognition session with an existing media session for multiple telephone calls.

```
new-audio-channel          = "New-Audio-Channel" ":" BOOLEAN
                             CRLF
```

9.4.24. Speech-Language

This header field specifies the language of recognition grammar data within a session or request, if it is not specified within the data. The value of this header field MUST follow RFC 5646 [RFC5646] for its values. This MAY occur in DEFINE-GRAMMAR, RECOGNIZE, SET-PARAMS, or GET-PARAMS requests.

```
speech-language           = "Speech-Language" ":" 1*VCHAR CRLF
```

9.4.25. Ver-Buffer-Utterance

This header field lets the client request the server to buffer the utterance associated with this recognition request into a buffer available to a co-resident verifier resource. The buffer is shared across resources within a session and is allocated when a verifier resource is added to this session. The client MUST NOT send this header field unless a verifier resource is instantiated for the session. The buffer is released when the verifier resource is released from the session.

9.4.26. Recognition-Mode

This header field specifies what mode the RECOGNIZE method will operate in. The value choices are "normal" or "hotword". If the value is "normal", the RECOGNIZE starts matching speech and DTMF to the grammars specified in the RECOGNIZE request. If any portion of the speech does not match the grammar, the RECOGNIZE command completes with a no-match status. Timers may be active to detect speech in the audio (see Section 9.4.14), so the RECOGNIZE method may complete because of a timeout waiting for speech. If the value of this header field is "hotword", the RECOGNIZE method operates in hotword mode, where it only looks for the particular keywords or DTMF

sequences specified in the grammar and ignores silence or other speech in the audio stream. The default value for this header field is "normal". This header field MAY occur on the RECOGNIZE method.

```
recognition-mode          = "Recognition-Mode" ":"  
                           "normal" / "hotword" CRLF
```

9.4.27. Cancel-If-Queue

This header field specifies what will happen if the client attempts to invoke another RECOGNIZE method when this RECOGNIZE request is already in progress for the resource. The value for this header field is a Boolean. A value of "true" means the server MUST terminate this RECOGNIZE request, with a Completion-Cause of "cancelled", if the client issues another RECOGNIZE request for the same resource. A value of "false" for this header field indicates to the server that this RECOGNIZE request will continue to completion, and if the client issues more RECOGNIZE requests to the same resource, they are queued. When the currently active RECOGNIZE request is stopped or completes with a successful match, the first RECOGNIZE method in the queue becomes active. If the current RECOGNIZE fails, all RECOGNIZE methods in the pending queue are cancelled, and each generates a RECOGNITION-COMPLETE event with a Completion-Cause of "cancelled". This header field MUST be present in every RECOGNIZE request. There is no default value.

```
cancel-if-queue           = "Cancel-If-Queue" ":" BOOLEAN CRLF
```

9.4.28. Hotword-Max-Duration

This header field MAY be sent in a hotword mode RECOGNIZE request. It specifies the maximum length of an utterance (in seconds) that will be considered for hotword recognition. This header field, along with Hotword-Min-Duration, can be used to tune performance by preventing the recognizer from evaluating utterances that are too short or too long to be one of the hotwords in the grammar(s). The value is in milliseconds. The default is implementation dependent. If present in a RECOGNIZE request specifying a mode other than "hotword", the header field is ignored.

```
hotword-max-duration      = "Hotword-Max-Duration" ":" 1*19DIGIT  
                           CRLF
```

9.4.29. Hotword-Min-Duration

This header field MAY be sent in a hotword mode RECOGNIZE request. It specifies the minimum length of an utterance (in seconds) that will be considered for hotword recognition. This header field, along

with Hotword-Max-Duration, can be used to tune performance by preventing the recognizer from evaluating utterances that are too short or too long to be one of the hotwords in the grammar(s). The value is in milliseconds. The default value is implementation dependent. If present in a RECOGNIZE request specifying a mode other than "hotword", the header field is ignored.

hotword-min-duration = "Hotword-Min-Duration" ":" 1*19DIGIT CRLF

9.4.30. Interpret-Text

The value of this header field is used to provide a pointer to the text for which a natural language interpretation is desired. The value is either a URI or text. If the value is a URI, it MUST be a Content-ID that refers to an entity of type 'text/plain' in the body of the message. Otherwise, the server MUST treat the value as the text to be interpreted. This header field MUST be used when invoking the INTERPRET method.

interpret-text = "Interpret-Text" ":" 1*VCHAR CRLF

9.4.31. DTMF-Buffer-Time

This header field MAY be specified in a GET-PARAMS or SET-PARAMS method and is used to specify the amount of time, in milliseconds, of the type-ahead buffer for the recognizer. This is the buffer that collects DTMF digits as they are pressed even when there is no RECOGNIZE command active. When a subsequent RECOGNIZE method is received, it MUST look to this buffer to match the RECOGNIZE request. If the digits in the buffer are not sufficient, then it can continue to listen to more digits to match the grammar. The default size of this DTMF buffer is platform specific.

dtmf-buffer-time = "DTMF-Buffer-Time" ":" 1*19DIGIT CRLF

9.4.32. Clear-DTMF-Buffer

This header field MAY be specified in a RECOGNIZE method and is used to tell the recognizer to clear the DTMF type-ahead buffer before starting the RECOGNIZE. The default value of this header field is "false", which does not clear the type-ahead buffer before starting the RECOGNIZE method. If this header field is specified to be "true", then the RECOGNIZE will clear the DTMF buffer before starting recognition. This means digits pressed by the caller before the RECOGNIZE command was issued are discarded.

clear-dtmf-buffer = "Clear-DTMF-Buffer" ":" BOOLEAN CRLF

9.4.33. Early-No-Match

This header field MAY be specified in a RECOGNIZE method and is used to tell the recognizer that it MUST NOT wait for the end of speech before processing the collected speech to match active grammars. A value of "true" indicates the recognizer MUST do early matching. The default value for this header field if not specified is "false". If the recognizer does not support the processing of the collected audio before the end of speech, this header field can be safely ignored.

early-no-match = "Early-No-Match" ":" BOOLEAN CRLF

9.4.34. Num-Min-Consistent-Pronunciations

This header field MAY be specified in a START-PHRASE-ENROLLMENT, SET-PARAMS, or GET-PARAMS method and is used to specify the minimum number of consistent pronunciations that must be obtained to voice enroll a new phrase. The minimum value is 1. The default value is implementation specific and MAY be greater than 1.

num-min-consistent-pronunciations =
"Num-Min-Consistent-Pronunciations" ":" 1*19DIGIT CRLF

9.4.35. Consistency-Threshold

This header field MAY be sent as part of the START-PHRASE-ENROLLMENT, SET-PARAMS, or GET-PARAMS method. Used during voice enrollment, this header field specifies how similar to a previously enrolled pronunciation of the same phrase an utterance needs to be in order to be considered "consistent". The higher the threshold, the closer the match between an utterance and previous pronunciations must be for the pronunciation to be considered consistent. The range for this threshold is a float value between 0.0 and 1.0. The default value for this header field is implementation specific.

consistency-threshold = "Consistency-Threshold" ":" FLOAT CRLF

9.4.36. Clash-Threshold

This header field MAY be sent as part of the START-PHRASE-ENROLLMENT, SET-PARAMS, or GET-PARAMS method. Used during voice enrollment, this header field specifies how similar the pronunciations of two different phrases can be before they are considered to be clashing. For example, pronunciations of phrases such as "John Smith" and "Jon Smits" may be so similar that they are difficult to distinguish correctly. A smaller threshold reduces the number of clashes detected. The range for this threshold is a float value between 0.0

and 1.0. The default value for this header field is implementation specific. Clash testing can be turned off completely by setting the Clash-Threshold header field value to 0.

```
clash-threshold          = "Clash-Threshold" ":" FLOAT CRLF
```

9.4.37. Personal-Grammar-URI

This header field specifies the speaker-trained grammar to be used or referenced during enrollment operations. Phrases are added to this grammar during enrollment. For example, a contact list for user "Jeff" could be stored at the Personal-Grammar-URI "http://myserver.example.com/myenrollmentdb/jeff-list". The generated grammar syntax MAY be implementation specific. There is no default value for this header field. This header field MAY be sent as part of the START-PHRASE-ENROLLMENT, SET-PARAMS, or GET-PARAMS method.

```
personal-grammar-uri     = "Personal-Grammar-URI" ":" uri CRLF
```

9.4.38. Enroll-Utterance

This header field MAY be specified in the RECOGNIZE method. If this header field is set to "true" and an Enrollment is active, the RECOGNIZE command MUST add the collected utterance to the personal grammar that is being enrolled. The way in which this occurs is engine specific and may be an area of future standardization. The default value for this header field is "false".

```
enroll-utterance         = "Enroll-Utterance" ":" BOOLEAN CRLF
```

9.4.39. Phrase-Id

This header field in a request identifies a phrase in an existing personal grammar for which enrollment is desired. It is also returned to the client in the RECOGNIZE complete event. This header field MAY occur in START-PHRASE-ENROLLMENT, MODIFY-PHRASE, or DELETE-PHRASE requests. There is no default value for this header field.

```
phrase-id                = "Phrase-ID" ":" 1*VCHAR CRLF
```

9.4.40. Phrase-NL

This string specifies the interpreted text to be returned when the phrase is recognized. This header field MAY occur in START-PHRASE-ENROLLMENT and MODIFY-PHRASE requests. There is no default value for this header field.

```
phrase-nl          = "Phrase-NL" ":" 1*UTFCHAR CRLF
```

9.4.41. Weight

The value of this header field represents the occurrence likelihood of a phrase in an enrolled grammar. When using grammar enrollment, the system is essentially constructing a grammar segment consisting of a list of possible match phrases. This can be thought of to be similar to the dynamic construction of a <one-of> tag in the W3C grammar specification. Each enrolled-phrase becomes an item in the list that can be matched against spoken input similar to the <item> within a <one-of> list. This header field allows you to assign a weight to the phrase (i.e., <item> entry) in the <one-of> list that is enrolled. Grammar weights are normalized to a sum of one at grammar compilation time, so a weight value of 1 for each phrase in an enrolled grammar list indicates all items in that list have the same weight. This header field MAY occur in START-PHRASE-ENROLLMENT and MODIFY-PHRASE requests. The default value for this header field is implementation specific.

```
weight             = "Weight" ":" FLOAT CRLF
```

9.4.42. Save-Best-Waveform

This header field allows the client to request the recognizer resource to save the audio stream for the best repetition of the phrase that was used during the enrollment session. The recognizer MUST attempt to record the recognized audio and make it available to the client in the form of a URI returned in the Waveform-URI header field in the response to the END-PHRASE-ENROLLMENT method. If there was an error in recording the stream or the audio data is otherwise not available, the recognizer MUST return an empty Waveform-URI header field. This header field MAY occur in the START-PHRASE-ENROLLMENT, SET-PARAMS, and GET-PARAMS methods.

```
save-best-waveform = "Save-Best-Waveform" ":" BOOLEAN CRLF
```

9.4.43. New-Phrase-Id

This header field replaces the ID used to identify the phrase in a personal grammar. The recognizer returns the new ID when using an enrollment grammar. This header field MAY occur in MODIFY-PHRASE requests.

```
new-phrase-id          = "New-Phrase-ID" ":" 1*VCHAR CRLF
```

9.4.44. Confusable-Phrases-URI

This header field specifies a grammar that defines invalid phrases for enrollment. For example, typical applications do not allow an enrolled phrase that is also a command word. This header field MAY occur in RECOGNIZE requests that are part of an enrollment session.

```
confusable-phrases-uri = "Confusable-Phrases-URI" ":" uri CRLF
```

9.4.45. Abort-Phrase-Enrollment

This header field MAY be specified in the END-PHRASE-ENROLLMENT method to abort the phrase enrollment, rather than committing the phrase to the personal grammar.

```
abort-phrase-enrollment = "Abort-Phrase-Enrollment" ":"  
                           BOOLEAN CRLF
```

9.5. Recognizer Message Body

A recognizer message can carry additional data associated with the request, response, or event. The client MAY provide the grammar to be recognized in DEFINE-GRAMMAR or RECOGNIZE requests. When one or more grammars are specified using the DEFINE-GRAMMAR method, the server MUST attempt to fetch, compile, and optimize the grammar before returning a response to the DEFINE-GRAMMAR method. A RECOGNIZE request MUST completely specify the grammars to be active during the recognition operation, except when the RECOGNIZE method is being used to enroll a grammar. During grammar enrollment, such grammars are OPTIONAL. The server resource sends the recognition results in the RECOGNITION-COMPLETE event and the GET-RESULT response. Grammars and recognition results are carried in the message body of the corresponding MRCPv2 messages.

9.5.1. Recognizer Grammar Data

Recognizer grammar data from the client to the server can be provided inline or by reference. Either way, grammar data is carried as typed media entities in the message body of the RECOGNIZE or DEFINE-GRAMMAR

request. All MRCPv2 servers MUST accept grammars in the XML form (media type 'application/srgs+xml') of the W3C's XML-based Speech Grammar Markup Format (SRGS) [W3C.REC-speech-grammar-20040316] and MAY accept grammars in other formats. Examples include but are not limited to:

- o the ABNF form (media type 'application/srgs') of SRGS
- o Sun's Java Speech Grammar Format (JSGF)
[refs.javaSpeechGrammarFormat]

Additionally, MRCPv2 servers MAY support the Semantic Interpretation for Speech Recognition (SISR) [W3C.REC-semantic-interpretation-20070405] specification.

When a grammar is specified inline in the request, the client MUST provide a Content-ID for that grammar as part of the content header fields. If there is no space on the server to store the inline grammar, the request MUST return with a Completion-Cause code of 016 "grammar-definition-failure". Otherwise, the server MUST associate the inline grammar block with that Content-ID and MUST store it on the server for the duration of the session. However, if the Content-ID is redefined later in the session through a subsequent DEFINE-GRAMMAR, the inline grammar previously associated with the Content-ID MUST be freed. If the Content-ID is redefined through a subsequent DEFINE-GRAMMAR with an empty message body (i.e., no grammar definition), then in addition to freeing any grammar previously associated with the Content-ID, the server MUST clear all bindings and associations to the Content-ID. Unless and until subsequently redefined, this URI MUST be interpreted by the server as one that has never been set.

Grammars that have been associated with a Content-ID can be referenced through the 'session' URI scheme (see Section 13.6). For example:
session:help@root-level.store

Grammar data MAY be specified using external URI references. To do so, the client uses a body of media type 'text/uri-list' (see RFC 2483 [RFC2483]) to list the one or more URIs that point to the grammar data. The client can use a body of media type 'text/grammar-ref-list' (see Section 13.5.1) if it wants to assign weights to the list of grammar URI. All MRCPv2 servers MUST support grammar access using the 'http' and 'https' URI schemes.

If the grammar data the client wishes to be used on a request consists of a mix of URI and inline grammar data, the client uses the 'multipart/mixed' media type to enclose the 'text/uri-list',

'application/srgs', or 'application/srgs+xml' content entities. The character set and encoding used in the grammar data are specified using to standard media type definitions.

When more than one grammar URI or inline grammar block is specified in a message body of the RECOGNIZE request, the server interprets this as a list of grammar alternatives to match against.

Content-Type:application/srgs+xml
Content-ID:<request1@form-level.store>
Content-Length:...

```
<?xml version="1.0"?>
```

```
<!-- the default grammar language is US English -->  
<grammar xmlns="http://www.w3.org/2001/06/grammar"  
        xml:lang="en-US" version="1.0" root="request">
```

```
<!-- single language attachment to tokens -->  
    <rule id="yes">  
        <one-of>  
            <item xml:lang="fr-CA">oui</item>  
            <item xml:lang="en-US">yes</item>  
        </one-of>  
    </rule>
```

```
<!-- single language attachment to a rule expansion -->  
    <rule id="request">  
        may I speak to  
        <one-of xml:lang="fr-CA">  
            <item>Michel Tremblay</item>  
            <item>Andre Roy</item>  
        </one-of>  
    </rule>
```

```
<!-- multiple language attachment to a token -->  
<rule id="people1">  
    <token lexicon="en-US,fr-CA"> Robert </token>  
</rule>
```

```
<!-- the equivalent single-language attachment expansion -->
<rule id="people2">
  <one-of>
    <item xml:lang="en-US">Robert</item>
    <item xml:lang="fr-CA">Robert</item>
  </one-of>
</rule>

</grammar>
```

SRGS Grammar Example

Content-Type:text/uri-list
Content-Length:...

session:help@root-level.store
http://www.example.com/Directory-Name-List.grxml
http://www.example.com/Department-List.grxml
http://www.example.com/TAC-Contact-List.grxml
session:menu1@menu-level.store

Grammar Reference Example

Content-Type:multipart/mixed; boundary="break"

--break
Content-Type:text/uri-list
Content-Length:...

http://www.example.com/Directory-Name-List.grxml
http://www.example.com/Department-List.grxml
http://www.example.com/TAC-Contact-List.grxml

--break
Content-Type:application/srgs+xml
Content-ID:<request1@form-level.store>
Content-Length:...


```

<?xml version="1.0"?>

<!-- the default grammar language is US English -->
<grammar xmlns="http://www.w3.org/2001/06/grammar"
        xml:lang="en-US" version="1.0">

  <!-- single language attachment to tokens -->
    <rule id="yes">
      <one-of>
        <item xml:lang="fr-CA">oui</item>
        <item xml:lang="en-US">yes</item>
      </one-of>
    </rule>

  <!-- single language attachment to a rule expansion -->
    <rule id="request">
      may I speak to
      <one-of xml:lang="fr-CA">
        <item>Michel Tremblay</item>
        <item>Andre Roy</item>
      </one-of>
    </rule>

    <!-- multiple language attachment to a token -->
    <rule id="people1">
      <token lexicon="en-US,fr-CA"> Robert </token>
    </rule>

    <!-- the equivalent single-language attachment expansion -->
    <rule id="people2">
      <one-of>
        <item xml:lang="en-US">Robert</item>
        <item xml:lang="fr-CA">Robert</item>
      </one-of>
    </rule>

  </grammar>
--break--

```

Mixed Grammar Reference Example

9.5.2. Recognizer Result Data

Recognition results are returned to the client in the message body of the RECOGNITION-COMPLETE event or the GET-RESULT response message as described in Section 6.3. Element and attribute descriptions for the recognition portion of the NLSML format are provided in Section 9.6 with a normative definition of the schema in Section 16.1.

Content-Type:application/nlsml+xml
Content-Length:...

```
<?xml version="1.0"?>
<result xmlns="urn:ietf:params:xml:ns:mrpv2"
        xmlns:ex="http://www.example.com/example"
        grammar="http://www.example.com/theYesNoGrammar">
  <interpretation>
    <instance>
      <ex:response>yes</ex:response>
    </instance>
    <input>OK</input>
  </interpretation>
</result>
```

Result Example

9.5.3. Enrollment Result Data

Enrollment results are returned to the client in the message body of the RECOGNITION-COMPLETE event as described in Section 6.3. Element and attribute descriptions for the enrollment portion of the NLSML format are provided in Section 9.7 with a normative definition of the schema in Section 16.2.

9.5.4. Recognizer Context Block

When a client changes servers while operating on the behalf of the same incoming communication session, this header field allows the client to collect a block of opaque data from one server and provide it to another server. This capability is desirable if the client needs different language support or because the server issued a redirect. Here, the first recognizer resource may have collected acoustic and other data during its execution of recognition methods. After a server switch, communicating this data may allow the recognizer resource on the new server to provide better recognition. This block of data is implementation specific and MUST be carried as media type 'application/octetets' in the body of the message.

This block of data is communicated in the SET-PARAMS and GET-PARAMS method/response messages. In the GET-PARAMS method, if an empty Recognizer-Context-Block header field is present, then the recognizer SHOULD return its vendor-specific context block, if any, in the message body as an entity of media type 'application/octetets' with a specific Content-ID. The Content-ID value MUST also be specified in the Recognizer-Context-Block header field in the GET-PARAMS response. The SET-PARAMS request wishing to provide this vendor-specific data MUST send it in the message body as a typed entity with the same

Content-ID that it received from the GET-PARAMS. The Content-ID MUST also be sent in the Recognizer-Context-Block header field of the SET-PARAMS message.

Each speech recognition implementation choosing to use this mechanism to hand off recognizer context data among servers MUST distinguish its implementation-specific block of data from other implementations by choosing a Content-ID that is recognizable among the participating servers and unlikely to collide with values chosen by another implementation.

9.6. Recognizer Results

The recognizer portion of NLSML (see Section 6.3.1) represents information automatically extracted from a user's utterances by a semantic interpretation component, where "utterance" is to be taken in the general sense of a meaningful user input in any modality supported by the MRCPv2 implementation.

9.6.1. Markup Functions

MRCPv2 recognizer resources employ the Natural Language Semantics Markup Language (NLSML) to interpret natural language speech input and to format the interpretation for consumption by an MRCPv2 client.

The elements of the markup fall into the following general functional categories: interpretation, side information, and multi-modal integration.

9.6.1.1. Interpretation

Elements and attributes represent the semantics of a user's utterance, including the <result>, <interpretation>, and <instance> elements. The <result> element contains the full result of processing one utterance. It MAY contain multiple <interpretation> elements if the interpretation of the utterance results in multiple alternative meanings due to uncertainty in speech recognition or natural language understanding. There are at least two reasons for providing multiple interpretations:

1. The client application might have additional information, for example, information from a database, that would allow it to select a preferred interpretation from among the possible interpretations returned from the semantic interpreter.

2. A client-based dialog manager (e.g., VoiceXML [W3C.REC-voicexml20-20040316]) that was unable to select between several competing interpretations could use this information to go back to the user and find out what was intended. For example, it could issue a SPEAK request to a synthesizer resource to emit "Did you say 'Boston' or 'Austin'?"

9.6.1.2. Side Information

These are elements and attributes representing additional information about the interpretation, over and above the interpretation itself. Side information includes:

1. Whether an interpretation was achieved (the <nomatch> element) and the system's confidence in an interpretation (the "confidence" attribute of <interpretation>).
2. Alternative interpretations (<interpretation>)
3. Input formats and Automatic Speech Recognition (ASR) information: the <input> element, representing the input to the semantic interpreter.

9.6.1.3. Multi-Modal Integration

When more than one modality is available for input, the interpretation of the inputs needs to be coordinated. The "mode" attribute of <input> supports this by indicating whether the utterance was input by speech, DTMF, pointing, etc. The "timestamp-start" and "timestamp-end" attributes of <input> also provide for temporal coordination by indicating when inputs occurred.

9.6.2. Overview of Recognizer Result Elements and Their Relationships

The recognizer elements in NLSML fall into two categories:

1. description of the input that was processed, and
2. description of the meaning which was extracted from the input.

Next to each element are its attributes. In addition, some elements can contain multiple instances of other elements. For example, a <result> can contain multiple <interpretation> elements, each of which is taken to be an alternative. Similarly, <input> can contain multiple child <input> elements, which are taken to be cumulative. To illustrate the basic usage of these elements, as a simple example,

consider the utterance "OK" (interpreted as "yes"). The example illustrates how that utterance and its interpretation would be represented in the NLSML markup.

```
<?xml version="1.0"?>
<result xmlns="urn:ietf:params:xml:ns:mrpv2"
        xmlns:ex="http://www.example.com/example"
        grammar="http://www.example.com/theYesNoGrammar">
  <interpretation>
    <instance>
      <ex:response>yes</ex:response>
    </instance>
    <input>OK</input>
  </interpretation>
</result>
```

This example includes only the minimum required information. There is an overall `<result>` element, which includes one interpretation and an input element. The interpretation contains the application-specific element "`<response>`", which is the semantically interpreted result.

9.6.3. Elements and Attributes

9.6.3.1. `<result>` Root Element

The root element of the markup is `<result>`. The `<result>` element includes one or more `<interpretation>` elements. Multiple interpretations can result from ambiguities in the input or in the semantic interpretation. If the "grammar" attribute does not apply to all of the interpretations in the result, it can be overridden for individual interpretations at the `<interpretation>` level.

Attributes:

1. **grammar:** The grammar or recognition rule matched by this result. The format of the grammar attribute will match the rule reference semantics defined in the grammar specification. Specifically, the rule reference is in the external XML form for grammar rule references. The markup interpreter needs to know the grammar rule that is matched by the utterance because multiple rules may be simultaneously active. The value is the grammar URI used by the markup interpreter to specify the grammar. The grammar can be overridden by a grammar attribute in the `<interpretation>` element if the input was ambiguous as to which grammar it matched. If all interpretation elements within the result element contain their own grammar attributes, the attribute can be dropped from the result element.

```
<?xml version="1.0"?>
<result xmlns="urn:ietf:params:xml:ns:mrpv2"
  grammar="http://www.example.com/grammar">
  <interpretation>
    ....
  </interpretation>
</result>
```

9.6.3.2. <interpretation> Element

An <interpretation> element contains a single semantic interpretation.

Attributes:

1. confidence: A float value from 0.0-1.0 indicating the semantic analyzer's confidence in this interpretation. A value of 1.0 indicates maximum confidence. The values are implementation dependent but are intended to align with the value interpretation for the confidence MRCPv2 header field defined in Section 9.4.1. This attribute is OPTIONAL.
2. grammar: The grammar or recognition rule matched by this interpretation (if needed to override the grammar specification at the <interpretation> level.) This attribute is only needed under <interpretation> if it is necessary to override a grammar that was defined at the <result> level. Note that the grammar attribute for the interpretation element is optional if and only if the grammar attribute is specified in the <result> element.

Interpretations MUST be sorted best-first by some measure of "goodness". The goodness measure is "confidence" if present; otherwise, it is some implementation-specific indication of quality.

The grammar is expected to be specified most frequently at the <result> level. However, it can be overridden at the <interpretation> level because it is possible that different interpretations may match different grammar rules.

The <interpretation> element includes an optional <input> element containing the input being analyzed, and at least one <instance> element containing the interpretation of the utterance.

```
<interpretation confidence="0.75"
  grammar="http://www.example.com/grammar">
  ...
</interpretation>
```

9.6.3.3. <instance> Element

The <instance> element contains the interpretation of the utterance. When the Semantic Interpretation for Speech Recognition format is used, the <instance> element contains the XML serialization of the result using the approach defined in that specification. When there is semantic markup in the grammar that does not create semantic objects, but instead only does a semantic translation of a portion of the input, such as translating "coke" to "coca-cola", the instance contains the whole input but with the translation applied. The NLSML looks like the markup in Figure 2 below. If there are no semantic objects created, nor any semantic translation, the instance value is the same as the input value.

Attributes:

1. confidence: Each element of the instance MAY have a confidence attribute, defined in the NLSML namespace. The confidence attribute contains a float value in the range from 0.0-1.0 reflecting the system's confidence in the analysis of that slot. A value of 1.0 indicates maximum confidence. The values are implementation dependent, but are intended to align with the value interpretation for the MRCPv2 header field Confidence-Threshold defined in Section 9.4.1. This attribute is OPTIONAL.

```
<instance>
  <nameAddress>
    <street confidence="0.75">123 Maple Street</street>
    <city>Mill Valley</city>
    <state>CA</state>
    <zip>90952</zip>
  </nameAddress>
</instance>
<input>
  My address is 123 Maple Street,
  Mill Valley, California, 90952
</input>

<instance>
  I would like to buy a coca-cola
</instance>
<input>
  I would like to buy a coke
</input>
```

Figure 2: NSLML Example

9.6.3.4. <input> Element

The <input> element is the text representation of a user's input. It includes an optional "confidence" attribute, which indicates the recognizer's confidence in the recognition result (as opposed to the confidence in the interpretation, which is indicated by the "confidence" attribute of <interpretation>). Optional "timestamp-start" and "timestamp-end" attributes indicate the start and end times of a spoken utterance, in ISO 8601 format [ISO.8601.1988].

Attributes:

1. timestamp-start: The time at which the input began. (optional)
2. timestamp-end: The time at which the input ended. (optional)
3. mode: The modality of the input, for example, speech, DTMF, etc. (optional)
4. confidence: The confidence of the recognizer in the correctness of the input in the range 0.0 to 1.0. (optional)

Note that it may not make sense for temporally overlapping inputs to have the same mode; however, this constraint is not expected to be enforced by implementations.

When there is no time zone designator, ISO 8601 time representations default to local time.

There are three possible formats for the <input> element.

1. The <input> element can contain simple text:

```
<input>onions</input>
```

A future possibility is for <input> to contain not only text but additional markup that represents prosodic information that was contained in the original utterance and extracted by the speech recognizer. This depends on the availability of ASRs that are capable of producing prosodic information. MRCPv2 clients **MUST** be prepared to receive such markup and **MAY** make use of it.

2. An <input> tag can also contain additional <input> tags. Having additional input elements allows the representation to support future multi-modal inputs as well as finer-grained speech information, such as timestamps for individual words and word-level confidences.


```

<input>
  <input mode="speech" confidence="0.5"
    timestamp-start="2000-04-03T0:00:00"
    timestamp-end="2000-04-03T0:00:00.2">fried</input>
  <input mode="speech" confidence="1.0"
    timestamp-start="2000-04-03T0:00:00.25"
    timestamp-end="2000-04-03T0:00:00.6">onions</input>
</input>

```

3. Finally, the <input> element can contain <nomatch> and <noinput> elements, which describe situations in which the speech recognizer received input that it was unable to process or did not receive any input at all, respectively.

9.6.3.5. <nomatch> Element

The <nomatch> element under <input> is used to indicate that the semantic interpreter was unable to successfully match any input with confidence above the threshold. It can optionally contain the text of the best of the (rejected) matches.

```

<interpretation>
  <instance/>
    <input confidence="0.1">
      <nomatch/>
    </input>
</interpretation>
<interpretation>
  <instance/>
    <input mode="speech" confidence="0.1">
      <nomatch>I want to go to New York</nomatch>
    </input>
</interpretation>

```

9.6.3.6. <noinput> Element

<noinput> indicates that there was no input -- a timeout occurred in the speech recognizer due to silence.

```

<interpretation>
  <instance/>
    <input>
      <noinput/>
    </input>
</interpretation>

```

If there are multiple levels of inputs, the most natural place for <nomatch> and <noinput> elements to appear is under the highest level of <input> for <noinput>, and under the appropriate level of

<interpretation> for <nomatch>. So, <noinput> means "no input at all" and <nomatch> means "no match in speech modality" or "no match in DTMF modality". For example, to represent garbled speech combined with DTMF "1 2 3 4", the markup would be:

```
<input>
  <input mode="speech"><nomatch/></input>
  <input mode="dtmf">1 2 3 4</input>
</input>
```

Note: while <noinput> could be represented as an attribute of input, <nomatch> cannot, since it could potentially include PCDATA content with the best match. For parallelism, <noinput> is also an element.

9.7. Enrollment Results

All enrollment elements are contained within a single <enrollment-result> element under <result>. The elements are described below and have the schema defined in Section 16.2. The following elements are defined:

1. num-clashes
2. num-good-repetitions
3. num-repetitions-still-needed
4. consistency-status
5. clash-phrase-ids
6. transcriptions
7. confusable-phrases

9.7.1. <num-clashes> Element

The <num-clashes> element contains the number of clashes that this pronunciation has with other pronunciations in an active enrollment session. The associated Clash-Threshold header field determines the sensitivity of the clash measurement. Note that clash testing can be turned off completely by setting the Clash-Threshold header field value to 0.

9.7.2. <num-good-repetitions> Element

The <num-good-repetitions> element contains the number of consistent pronunciations obtained so far in an active enrollment session.

9.7.3. <num-repetitions-still-needed> Element

The <num-repetitions-still-needed> element contains the number of consistent pronunciations that must still be obtained before the new phrase can be added to the enrollment grammar. The number of consistent pronunciations required is specified by the client in the request header field Num-Min-Consistent-Pronunciations. The returned value must be 0 before the client can successfully commit a phrase to the grammar by ending the enrollment session.

9.7.4. <consistency-status> Element

The <consistency-status> element is used to indicate how consistent the repetitions are when learning a new phrase. It can have the values of consistent, inconsistent, and undecided.

9.7.5. <clash-phrase-ids> Element

The <clash-phrase-ids> element contains the phrase IDs of clashing pronunciation(s), if any. This element is absent if there are no clashes.

9.7.6. <transcriptions> Element

The <transcriptions> element contains the transcriptions returned in the last repetition of the phrase being enrolled.

9.7.7. <confusable-phrases> Element

The <confusable-phrases> element contains a list of phrases from a command grammar that are confusable with the phrase being added to the personal grammar. This element MAY be absent if there are no confusable phrases.

9.8. DEFINE-GRAMMAR

The DEFINE-GRAMMAR method, from the client to the server, provides one or more grammars and requests the server to access, fetch, and compile the grammars as needed. The DEFINE-GRAMMAR method implementation MUST do a fetch of all external URIs that are part of that operation. If caching is implemented, this URI fetching MUST conform to the cache control hints and parameter header fields associated with the method in deciding whether the URIs should be fetched from cache or from the external server. If these hints/parameters are not specified in the method, the values set for the session using SET-PARAMS/GET-PARAMS apply. If it was not set for the session, their default values apply.

If the server resource is in the recognition state, the DEFINE-GRAMMAR request MUST respond with a failure status.

If the resource is in the idle state and is able to successfully process the supplied grammars, the server MUST return a success code status and the request-state MUST be COMPLETE.

If the recognizer resource could not define the grammar for some reason (for example, if the download failed, the grammar failed to compile, or the grammar was in an unsupported form), the MRCPv2 response for the DEFINE-GRAMMAR method MUST contain a failure status-code of 407 and contain a Completion-Cause header field describing the failure reason.

```
C->S:MRCP/2.0 ... DEFINE-GRAMMAR 543257
Channel-Identifier:32AECB23433801@speechrecog
Content-Type:application/srgs+xml
Content-ID:<request1@form-level.store>
Content-Length:...
```

```
<?xml version="1.0"?>
```

```
<!-- the default grammar language is US English -->
<grammar xmlns="http://www.w3.org/2001/06/grammar"
        xml:lang="en-US" version="1.0">
```

```
<!-- single language attachment to tokens -->
<rule id="yes">
    <one-of>
        <item xml:lang="fr-CA">oui</item>
        <item xml:lang="en-US">yes</item>
    </one-of>
</rule>
```

```
<!-- single language attachment to a rule expansion -->
<rule id="request">
    may I speak to
    <one-of xml:lang="fr-CA">
        <item>Michel Tremblay</item>
        <item>Andre Roy</item>
    </one-of>
</rule>

</grammar>
```

```
S->C:MRCP/2.0 ... 543257 200 COMPLETE
Channel-Identifier:32AECB23433801@speechrecog
Completion-Cause:000 success
```

```
C->S:MRCP/2.0 ... DEFINE-GRAMMAR 543258
Channel-Identifier:32AECB23433801@speechrecog
Content-Type:application/srgs+xml
Content-ID:<helpgrammar@root-level.store>
Content-Length:...

<?xml version="1.0"?>

<!-- the default grammar language is US English -->
<grammar xmlns="http://www.w3.org/2001/06/grammar"
        xml:lang="en-US" version="1.0">

    <rule id="request">
        I need help
    </rule>

S->C:MRCP/2.0 ... 543258 200 COMPLETE
Channel-Identifier:32AECB23433801@speechrecog
Completion-Cause:000 success

C->S:MRCP/2.0 ... DEFINE-GRAMMAR 543259
Channel-Identifier:32AECB23433801@speechrecog
Content-Type:application/srgs+xml
Content-ID:<request2@field-level.store>
Content-Length:...

<?xml version="1.0" encoding="UTF-8"?>

<!DOCTYPE grammar PUBLIC "-//W3C//DTD GRAMMAR 1.0//EN"
        "http://www.w3.org/TR/speech-grammar/grammar.dtd">

<grammar xmlns="http://www.w3.org/2001/06/grammar" xml:lang="en"
xmlns:xsi="http://www.w3.org/2001/XMLSchema-instance"
        xsi:schemaLocation="http://www.w3.org/2001/06/grammar
        http://www.w3.org/TR/speech-grammar/grammar.xsd"
        version="1.0" mode="voice" root="basicCmd">

<meta name="author" content="Stephanie Williams"/>

<rule id="basicCmd" scope="public">
    <example> please move the window </example>
    <example> open a file </example>

    <ruleref
        uri="http://grammar.example.com/politeness.grxml#startPolite"/>
```

```
<ruleref uri="#command"/>
<ruleref
  uri="http://grammar.example.com/politeness.grxml#endPolite"/>
</rule>

<rule id="command">
  <ruleref uri="#action"/> <ruleref uri="#object"/>
</rule>

<rule id="action">
  <one-of>
    <item weight="10"> open  <tag>open</tag>  </item>
    <item weight="2">  close <tag>close</tag> </item>
    <item weight="1"> delete <tag>delete</tag> </item>
    <item weight="1">  move  <tag>move</tag>  </item>
  </one-of>
</rule>

<rule id="object">
  <item repeat="0-1">
    <one-of>
      <item> the </item>
      <item> a  </item>
    </one-of>
  </item>

  <one-of>
    <item> window </item>
    <item> file  </item>
    <item> menu  </item>
  </one-of>
</rule>

</grammar>
```

```
S->C:MRCP/2.0 ... 543259 200 COMPLETE
Channel-Identifier:32AECB23433801@speechrecog
Completion-Cause:000 success
```

```
C->S:MRCP/2.0 ... RECOGNIZE 543260
Channel-Identifier:32AECB23433801@speechrecog
N-Best-List-Length:2
Content-Type:text/uri-list
Content-Length:...
```

```
session:request1@form-level.store
session:request2@field-level.store
session:helpgrammar@root-level.store
```

```
S->C:MRCP/2.0 ... 543260 200 IN-PROGRESS
Channel-Identifier:32AECB23433801@speechrecog
```

```
S->C:MRCP/2.0 ... START-OF-INPUT 543260 IN-PROGRESS
Channel-Identifier:32AECB23433801@speechrecog
```

```
S->C:MRCP/2.0 ... RECOGNITION-COMplete 543260 COMPLETE
Channel-Identifier:32AECB23433801@speechrecog
Completion-Cause:000 success
Waveform-URI:<http://web.media.com/session123/audio.wav>;
              size=124535;duration=2340
Content-Type:application/x-nlsml
Content-Length:...
```

```
<?xml version="1.0"?>
<result xmlns="urn:ietf:params:xml:ns:mrpv2"
        xmlns:ex="http://www.example.com/example"
        grammar="session:request1@form-level.store">
  <interpretation>
    <instance name="Person">
      <ex:Person>
        <ex:Name> Andre Roy </ex:Name>
      </ex:Person>
    </instance>
    <input> may I speak to Andre Roy </input>
  </interpretation>
</result>
```

Define Grammar Example

9.9. RECOGNIZE

The RECOGNIZE method from the client to the server requests the recognizer to start recognition and provides it with one or more grammar references for grammars to match against the input media. The RECOGNIZE method can carry header fields to control the sensitivity, confidence level, and the level of detail in results provided by the recognizer. These header field values override the current values set by a previous SET-PARAMS method.

The RECOGNIZE method can request the recognizer resource to operate in normal or hotword mode as specified by the Recognition-Mode header field. The default value is "normal". If the resource could not start a recognition, the server MUST respond with a failure status-

code of 407 and a Completion-Cause header field in the response describing the cause of failure.

The RECOGNIZE request uses the message body to specify the grammars applicable to the request. The active grammar(s) for the request can be specified in one of three ways. If the client needs to explicitly control grammar weights for the recognition operation, it **MUST** employ method 3 below. The order of these grammars specifies the precedence of the grammars that is used when more than one grammar in the list matches the speech; in this case, the grammar with the higher precedence is returned as a match. This precedence capability is useful in applications like VoiceXML browsers to order grammars specified at the dialog, document, and root level of a VoiceXML application.

1. The grammar **MAY** be placed directly in the message body as typed content. If more than one grammar is included in the body, the order of inclusion controls the corresponding precedence for the grammars during recognition, with earlier grammars in the body having a higher precedence than later ones.
2. The body **MAY** contain a list of grammar URIs specified in content of media type 'text/uri-list' [RFC2483]. The order of the URIs determines the corresponding precedence for the grammars during recognition, with highest precedence first and decreasing for each URI thereafter.
3. The body **MAY** contain a list of grammar URIs specified in content of media type 'text/grammar-ref-list'. This type defines a list of grammar URIs and allows each grammar URI to be assigned a weight in the list. This weight has the same meaning as the weights described in Section 2.4.1 of the Speech Grammar Markup Format (SRGS) [W3C.REC-speech-grammar-20040316].

In addition to performing recognition on the input, the recognizer **MUST** also enroll the collected utterance in a personal grammar if the Enroll-Utterance header field is set to true and an Enrollment is active (via an earlier execution of the START-PHRASE-ENROLLMENT method). If so, and if the RECOGNIZE request contains a Content-ID header field, then the resulting grammar (which includes the personal grammar as a sub-grammar) can be referenced through the 'session' URI scheme (see Section 13.6).

If the resource was able to successfully start the recognition, the server **MUST** return a success status-code and a request-state of IN-PROGRESS. This means that the recognizer is active and that the client **MUST** be prepared to receive further events with this request-id.

If the resource was able to queue the request, the server MUST return a success code and request-state of PENDING. This means that the recognizer is currently active with another request and that this request has been queued for processing.

If the resource could not start a recognition, the server MUST respond with a failure status-code of 407 and a Completion-Cause header field in the response describing the cause of failure.

For the recognizer resource, RECOGNIZE and INTERPRET are the only requests that return a request-state of IN-PROGRESS, meaning that recognition is in progress. When the recognition completes by matching one of the grammar alternatives or by a timeout without a match or for some other reason, the recognizer resource MUST send the client a RECOGNITION-COMPLETE event (or INTERPRETATION-COMPLETE, if INTERPRET was the request) with the result of the recognition and a request-state of COMPLETE.

Large grammars can take a long time for the server to compile. For grammars that are used repeatedly, the client can improve server performance by issuing a DEFINE-GRAMMAR request with the grammar ahead of time. In such a case, the client can issue the RECOGNIZE request and reference the grammar through the 'session' URI scheme (see Section 13.6). This also applies in general if the client wants to repeat recognition with a previous inline grammar.

The RECOGNIZE method implementation MUST do a fetch of all external URIs that are part of that operation. If caching is implemented, this URI fetching MUST conform to the cache control hints and parameter header fields associated with the method in deciding whether it should be fetched from cache or from the external server. If these hints/parameters are not specified in the method, the values set for the session using SET-PARAMS/GET-PARAMS apply. If it was not set for the session, their default values apply.

Note that since the audio and the messages are carried over separate communication paths there may be a race condition between the start of the flow of audio and the receipt of the RECOGNIZE method. For example, if an audio flow is started by the client at the same time as the RECOGNIZE method is sent, either the audio or the RECOGNIZE can arrive at the recognizer first. As another example, the client may choose to continuously send audio to the server and signal the server to recognize using the RECOGNIZE method. Mechanisms to resolve this condition are outside the scope of this specification. The recognizer can expect the media to start flowing when it receives the RECOGNIZE request, but it MUST NOT buffer anything it receives beforehand in order to preserve the semantics that application authors expect with respect to the input timers.

When a RECOGNIZE method has been received, the recognition is initiated on the stream. The No-Input-Timer MUST be started at this time if the Start-Input-Timers header field is specified as "true". If this header field is set to "false", the No-Input-Timer MUST be started when it receives the START-INPUT-TIMERS method from the client. The Recognition-Timeout MUST be started when the recognition resource detects speech or a DTMF digit in the media stream.

For recognition when not in hotword mode:

When the recognizer resource detects speech or a DTMF digit in the media stream, it MUST send the START-OF-INPUT event. When enough speech has been collected for the server to process, the recognizer can try to match the collected speech with the active grammars. If the speech collected at this point fully matches with any of the active grammars, the Speech-Complete-Timer is started. If it matches partially with one or more of the active grammars, with more speech needed before a full match is achieved, then the Speech-Incomplete-Timer is started.

1. When the No-Input-Timer expires, the recognizer MUST complete with a Completion-Cause code of "no-input-timeout".
2. The recognizer MUST support detecting a no-match condition upon detecting end of speech. The recognizer MAY support detecting a no-match condition before waiting for end-of-speech. If this is supported, this capability is enabled by setting the Early-No-Match header field to "true". Upon detecting a no-match condition, the RECOGNIZE MUST return with "no-match".
3. When the Speech-Incomplete-Timer expires, the recognizer SHOULD complete with a Completion-Cause code of "partial-match", unless the recognizer cannot differentiate a partial-match, in which case it MUST return a Completion-Cause code of "no-match". The recognizer MAY return results for the partially matched grammar.
4. When the Speech-Complete-Timer expires, the recognizer MUST complete with a Completion-Cause code of "success".

5. When the Recognition-Timeout expires, one of the following MUST happen:
 - 5.1. If there was a partial-match, the recognizer SHOULD complete with a Completion-Cause code of "partial-match-maxtime", unless the recognizer cannot differentiate a partial-match, in which case it MUST complete with a Completion-Cause code of "no-match-maxtime". The recognizer MAY return results for the partially matched grammar.
 - 5.2. If there was a full-match, the recognizer MUST complete with a Completion-Cause code of "success-maxtime".
 - 5.3. If there was a no match, the recognizer MUST complete with a Completion-Cause code of "no-match-maxtime".

For recognition in hotword mode:

Note that for recognition in hotword mode the START-OF-INPUT event is not generated when speech or a DTMF digit is detected.

1. When the No-Input-Timer expires, the recognizer MUST complete with a Completion-Cause code of "no-input-timeout".
2. If at any point a match occurs, the RECOGNIZE MUST complete with a Completion-Cause code of "success".
3. When the Recognition-Timeout expires and there is not a match, the RECOGNIZE MUST complete with a Completion-Cause code of "hotword-maxtime".
4. When the Recognition-Timeout expires and there is a match, the RECOGNIZE MUST complete with a Completion-Cause code of "success-maxtime".
5. When the Recognition-Timeout is running but the detected speech/DTMF has not resulted in a match, the Recognition-Timeout MUST be stopped and reset. It MUST then be restarted when speech/DTMF is again detected.

Below is a complete example of using RECOGNIZE. It shows the call to RECOGNIZE, the IN-PROGRESS and START-OF-INPUT status messages, and the final RECOGNITION-COMPLETE message containing the result.

```
C->S:MRCP/2.0 ... RECOGNIZE 543257
Channel-Identifier:32AECB23433801@speechrecog
Confidence-Threshold:0.9
Content-Type:application/srgs+xml
Content-ID:<request1@form-level.store>
Content-Length:...

<?xml version="1.0"?>

<!-- the default grammar language is US English -->
<grammar xmlns="http://www.w3.org/2001/06/grammar"
        xml:lang="en-US" version="1.0" root="request">

<!-- single language attachment to tokens -->
    <rule id="yes">
        <one-of>
            <item xml:lang="fr-CA">oui</item>
            <item xml:lang="en-US">yes</item>
        </one-of>
    </rule>

<!-- single language attachment to a rule expansion -->
    <rule id="request">
        may I speak to
        <one-of xml:lang="fr-CA">
            <item>Michel Tremblay</item>
            <item>Andre Roy</item>
        </one-of>
    </rule>

</grammar>

S->C: MRCP/2.0 ... 543257 200 IN-PROGRESS
Channel-Identifier:32AECB23433801@speechrecog

S->C:MRCP/2.0 ... START-OF-INPUT 543257 IN-PROGRESS
Channel-Identifier:32AECB23433801@speechrecog

S->C:MRCP/2.0 ... RECOGNITION-COMPLETE 543257 COMPLETE
Channel-Identifier:32AECB23433801@speechrecog
Completion-Cause:000 success
Waveform-URI:<http://web.media.com/session123/audio.wav>;
        size=424252;duration=2543
Content-Type:application/nlsml+xml
Content-Length:...
```

```

<?xml version="1.0"?>
<result xmlns="urn:ietf:params:xml:ns:mrpv2"
        xmlns:ex="http://www.example.com/example"
        grammar="session:request1@form-level.store">
  <interpretation>
    <instance name="Person">
      <ex:Person>
        <ex:Name> Andre Roy </ex:Name>
      </ex:Person>
    </instance>
    <input>    may I speak to Andre Roy </input>
  </interpretation>
</result>

```

Below is an example of calling RECOGNIZE with a different grammar. No status or completion messages are shown in this example, although they would of course occur in normal usage.

```

C->S:  MRCP/2.0 ... RECOGNIZE 543257
       Channel-Identifier:32AECB23433801@speechrecog
       Confidence-Threshold:0.9
       Fetch-Timeout:20
       Content-Type:application/srgs+xml
       Content-Length:...

```

```

<?xml version="1.0"? Version="1.0" mode="voice"
  root="Basic md">
  <rule id="rule_list" scope="public">
    <one-of>
      <item weight=10>
        <ruleref uri=
"http://grammar.example.com/world-cities.grxml#canada"/>
      </item>
      <item weight=1.5>
        <ruleref uri=
"http://grammar.example.com/world-cities.grxml#america"/>
      </item>
      <item weight=0.5>
        <ruleref uri=
"http://grammar.example.com/world-cities.grxml#india"/>
      </item>
    </one-of>
  </rule>

```

9.10. STOP

The STOP method from the client to the server tells the resource to stop recognition if a request is active. If a RECOGNIZE request is active and the STOP request successfully terminated it, then the response header section contains an Active-Request-Id-List header field containing the request-id of the RECOGNIZE request that was terminated. In this case, no RECOGNITION-COMPLETE event is sent for the terminated request. If there was no recognition active, then the response MUST NOT contain an Active-Request-Id-List header field. Either way, the response MUST contain a status-code of 200 "Success".

```
C->S:  MRCP/2.0 ... RECOGNIZE 543257
      Channel-Identifier:32AECB23433801@speechrecog
      Confidence-Threshold:0.9
      Content-Type:application/srgs+xml
      Content-ID:<request1@form-level.store>
      Content-Length:...

      <?xml version="1.0"?>

      <!-- the default grammar language is US English -->
      <grammar xmlns="http://www.w3.org/2001/06/grammar"
              xml:lang="en-US" version="1.0" root="request">

      <!-- single language attachment to tokens -->
        <rule id="yes">
          <one-of>
            <item xml:lang="fr-CA">oui</item>
            <item xml:lang="en-US">yes</item>
          </one-of>
        </rule>

      <!-- single language attachment to a rule expansion -->
        <rule id="request">
          may I speak to
            <one-of xml:lang="fr-CA">
              <item>Michel Tremblay</item>
              <item>Andre Roy</item>
            </one-of>
        </rule>
      </grammar>

S->C:  MRCP/2.0 ... 543257 200 IN-PROGRESS
      Channel-Identifier:32AECB23433801@speechrecog

C->S:  MRCP/2.0 ... STOP 543258 200
      Channel-Identifier:32AECB23433801@speechrecog
```

```
S->C:  MRCP/2.0 ... 543258 200 COMPLETE
      Channel-Identifier:32AECB23433801@speechrecog
      Active-Request-Id-List:543257
```

9.11. GET-RESULT

The GET-RESULT method from the client to the server MAY be issued when the recognizer resource is in the recognized state. This request allows the client to retrieve results for a completed recognition. This is useful if the client decides it wants more alternatives or more information. When the server receives this request, it re-computes and returns the results according to the recognition constraints provided in the GET-RESULT request.

The GET-RESULT request can specify constraints such as a different confidence-threshold or n-best-list-length. This capability is OPTIONAL for MRCPv2 servers and the automatic speech recognition engine in the server MUST return a status of unsupported feature if not supported.

```
C->S:  MRCP/2.0 ... GET-RESULT 543257
      Channel-Identifier:32AECB23433801@speechrecog
      Confidence-Threshold:0.9
```

```
S->C:  MRCP/2.0 ... 543257 200 COMPLETE
      Channel-Identifier:32AECB23433801@speechrecog
      Content-Type:application/nlsml+xml
      Content-Length:...
```

```
<?xml version="1.0"?>
<result xmlns="urn:ietf:params:xml:ns:mrpv2"
        xmlns:ex="http://www.example.com/example"
        grammar="session:request1@form-level.store">
  <interpretation>
    <instance name="Person">
      <ex:Person>
        <ex:Name> Andre Roy </ex:Name>
      </ex:Person>
    </instance>
    <input> may I speak to Andre Roy </input>
  </interpretation>
</result>
```

9.12. START-OF-INPUT

This is an event from the server to the client indicating that the recognizer resource has detected speech or a DTMF digit in the media stream. This event is useful in implementing kill-on-barge-in scenarios when a synthesizer resource is in a different session from the recognizer resource and hence is not aware of an incoming audio source (see Section 8.4.2). In these cases, it is up to the client to act as an intermediary and respond to this event by issuing a BARGE-IN-OCCURRED event to the synthesizer resource. The recognizer resource also MUST send a Proxy-Sync-Id header field with a unique value for this event.

This event MUST be generated by the server, irrespective of whether or not the synthesizer and recognizer are on the same server.

9.13. START-INPUT-TIMERS

This request is sent from the client to the recognizer resource when it knows that a kill-on-barge-in prompt has finished playing (see Section 8.4.2). This is useful in the scenario when the recognition and synthesizer engines are not in the same session. When a kill-on-barge-in prompt is being played, the client may want a RECOGNIZE request to be simultaneously active so that it can detect and implement kill-on-barge-in. But at the same time the client doesn't want the recognizer to start the no-input timers until the prompt is finished. The Start-Input-Timers header field in the RECOGNIZE request allows the client to say whether or not the timers should be started immediately. If not, the recognizer resource MUST NOT start the timers until the client sends a START-INPUT-TIMERS method to the recognizer.

9.14. RECOGNITION-COMPLETE

This is an event from the recognizer resource to the client indicating that the recognition completed. The recognition result is sent in the body of the MRCPv2 message. The request-state field MUST be COMPLETE indicating that this is the last event with that request-id and that the request with that request-id is now complete. The server MUST maintain the recognizer context containing the results and the audio waveform input of that recognition until the next RECOGNIZE request is issued for that resource or the session terminates. If the server returns a URI to the audio waveform, it MUST do so in a Waveform-URI header field in the RECOGNITION-COMPLETE event. The client can use this URI to retrieve or playback the audio.

Note, if an enrollment session was active, the RECOGNITION-COMPLETE event can contain either recognition or enrollment results depending on what was spoken. The following example shows a complete exchange with a recognition result.

```
C->S:  MRCP/2.0 ... RECOGNIZE 543257
      Channel-Identifier:32AECB23433801@speechrecog
      Confidence-Threshold:0.9
      Content-Type:application/srgs+xml
      Content-ID:<request1@form-level.store>
      Content-Length:...

      <?xml version="1.0"?>

      <!-- the default grammar language is US English -->
      <grammar xmlns="http://www.w3.org/2001/06/grammar"
              xml:lang="en-US" version="1.0" root="request">

      <!-- single language attachment to tokens -->
        <rule id="yes">
          <one-of>
            <item xml:lang="fr-CA">oui</item>
            <item xml:lang="en-US">yes</item>
          </one-of>
        </rule>

      <!-- single language attachment to a rule expansion -->
        <rule id="request">
          may I speak to
          <one-of xml:lang="fr-CA">
            <item>Michel Tremblay</item>
            <item>Andre Roy</item>
          </one-of>
        </rule>
      </grammar>

S->C:  MRCP/2.0 ... 543257 200 IN-PROGRESS
      Channel-Identifier:32AECB23433801@speechrecog

S->C:  MRCP/2.0 ... START-OF-INPUT 543257 IN-PROGRESS
      Channel-Identifier:32AECB23433801@speechrecog
```

S->C: MRCP/2.0 ... RECOGNITION-COMplete 543257 COMPLETE
 Channel-Identifier:32AECB23433801@speechrecog
 Completion-Cause:000 success
 Waveform-URI:<http://web.media.com/session123/audio.wav>;
 size=342456;duration=25435
 Content-Type:application/nlsml+xml
 Content-Length:...

```
<?xml version="1.0"?>
<result xmlns="urn:ietf:params:xml:ns:mrpv2"
        xmlns:ex="http://www.example.com/example"
        grammar="session:request1@form-level.store">
  <interpretation>
    <instance name="Person">
      <ex:Person>
        <ex:Name> Andre Roy </ex:Name>
      </ex:Person>
    </instance>
    <input> may I speak to Andre Roy </input>
  </interpretation>
</result>
```

If the result were instead an enrollment result, the final message from the server above could have been:

S->C: MRCP/2.0 ... RECOGNITION-COMplete 543257 COMPLETE
 Channel-Identifier:32AECB23433801@speechrecog
 Completion-Cause:000 success
 Content-Type:application/nlsml+xml
 Content-Length:...

```
<?xml version="1.0"?>
<result xmlns="urn:ietf:params:xml:ns:mrpv2"
        grammar="Personal-Grammar-URI">
  <enrollment-result>
    <num-clashes> 2 </num-clashes>
    <num-good-repetitions> 1 </num-good-repetitions>
    <num-repetitions-still-needed>
      1
    </num-repetitions-still-needed>
    <consistency-status> consistent </consistency-status>
    <clash-phrase-ids>
      <item> Jeff </item> <item> Andre </item>
    </clash-phrase-ids>
    <transcriptions>
      <item> m a y b r o w k e r </item>
      <item> m a x r a a k a h </item>
    </transcriptions>
```

```
      <confusable-phrases>
        <item>
          <phrase> call </phrase>
          <confusion-level> 10 </confusion-level>
        </item>
      </confusable-phrases>
    </enrollment-result>
  </result>
```

9.15. START-PHRASE-ENROLLMENT

The START-PHRASE-ENROLLMENT method from the client to the server starts a new phrase enrollment session during which the client can call RECOGNIZE multiple times to enroll a new utterance in a grammar. An enrollment session consists of a set of calls to RECOGNIZE in which the caller speaks a phrase several times so the system can "learn" it. The phrase is then added to a personal grammar (speaker-trained grammar), so that the system can recognize it later.

Only one phrase enrollment session can be active at a time for a resource. The Personal-Grammar-URI identifies the grammar that is used during enrollment to store the personal list of phrases. Once RECOGNIZE is called, the result is returned in a RECOGNITION-COMPLETE event and will contain either an enrollment result OR a recognition result for a regular recognition.

Calling END-PHRASE-ENROLLMENT ends the ongoing phrase enrollment session, which is typically done after a sequence of successful calls to RECOGNIZE. This method can be called to commit the new phrase to the personal grammar or to abort the phrase enrollment session.

The grammar to contain the new enrolled phrase, specified by Personal-Grammar-URI, is created if it does not exist. Also, the personal grammar MUST ONLY contain phrases added via a phrase enrollment session.

The Phrase-ID passed to this method is used to identify this phrase in the grammar and will be returned as the speech input when doing a RECOGNIZE on the grammar. The Phrase-NL similarly is returned in a RECOGNITION-COMPLETE event in the same manner as other Natural Language (NL) in a grammar. The tag-format of this NL is implementation specific.

If the client has specified Save-Best-Waveform as true, then the response after ending the phrase enrollment session MUST contain the location/URI of a recording of the best repetition of the learned phrase.

```
C->S:  MRCP/2.0 ... START-PHRASE-ENROLLMENT 543258
        Channel-Identifier:32AECB23433801@speechrecog
        Num-Min-Consistent-Pronunciations:2
        Consistency-Threshold:30
        Clash-Threshold:12
        Personal-Grammar-URI:<personal grammar uri>
        Phrase-Id:<phrase id>
        Phrase-NL:<NL phrase>
        Weight:1
        Save-Best-Waveform:true
```

```
S->C:  MRCP/2.0 ... 543258 200 COMPLETE
        Channel-Identifier:32AECB23433801@speechrecog
```

9.16. ENROLLMENT-ROLLBACK

The ENROLLMENT-ROLLBACK method discards the last live utterance from the RECOGNIZE operation. The client can invoke this method when the caller provides undesirable input such as non-speech noises, side-speech, commands, utterance from the RECOGNIZE grammar, etc. Note that this method does not provide a stack of rollback states. Executing ENROLLMENT-ROLLBACK twice in succession without an intervening recognition operation has no effect the second time.

```
C->S:  MRCP/2.0 ... ENROLLMENT-ROLLBACK 543261
        Channel-Identifier:32AECB23433801@speechrecog
```

```
S->C:  MRCP/2.0 ... 543261 200 COMPLETE
        Channel-Identifier:32AECB23433801@speechrecog
```

9.17. END-PHRASE-ENROLLMENT

The client MAY call the END-PHRASE-ENROLLMENT method ONLY during an active phrase enrollment session. It MUST NOT be called during an ongoing RECOGNIZE operation. To commit the new phrase in the grammar, the client MAY call this method once successive calls to RECOGNIZE have succeeded and Num-Repetitions-Still-Needed has been returned as 0 in the RECOGNITION-COMPLETE event. Alternatively, the client MAY abort the phrase enrollment session by calling this method with the Abort-Phrase-Enrollment header field.

If the client has specified Save-Best-Waveform as "true" in the START-PHRASE-ENROLLMENT request, then the response MUST contain a Waveform-URI header whose value is the location/URI of a recording of the best repetition of the learned phrase.

```
C->S:  MRCP/2.0 ... END-PHRASE-ENROLLMENT 543262
        Channel-Identifier:32AECB23433801@speechrecog
```

```
S->C:  MRCP/2.0 ... 543262 200 COMPLETE
        Channel-Identifier:32AECB23433801@speechrecog
        Waveform-URI:<http://mediaserver.com/recordings/file1324.wav>;
           size=242453;duration=25432
```

9.18. MODIFY-PHRASE

The MODIFY-PHRASE method sent from the client to the server is used to change the phrase ID, NL phrase, and/or weight for a given phrase in a personal grammar.

If no fields are supplied, then calling this method has no effect.

```
C->S:  MRCP/2.0 ... MODIFY-PHRASE 543265
        Channel-Identifier:32AECB23433801@speechrecog
        Personal-Grammar-URI:<personal grammar uri>
        Phrase-Id:<phrase id>
        New-Phrase-Id:<new phrase id>
        Phrase-NL:<NL phrase>
        Weight:1
```

```
S->C:  MRCP/2.0 ... 543265 200 COMPLETE
        Channel-Identifier:32AECB23433801@speechrecog
```

9.19. DELETE-PHRASE

The DELETE-PHRASE method sent from the client to the server is used to delete a phrase that is in a personal grammar and was added through voice enrollment or text enrollment. If the specified phrase does not exist, this method has no effect.

```
C->S:  MRCP/2.0 ... DELETE-PHRASE 543266
        Channel-Identifier:32AECB23433801@speechrecog
        Personal-Grammar-URI:<personal grammar uri>
        Phrase-Id:<phrase id>
```

```
S->C:  MRCP/2.0 ... 543266 200 COMPLETE
        Channel-Identifier:32AECB23433801@speechrecog
```

9.20. INTERPRET

The INTERPRET method from the client to the server takes as input an Interpret-Text header field containing the text for which the semantic interpretation is desired, and returns, via the INTERPRETATION-COMPLETE event, an interpretation result that is very similar to the one returned from a RECOGNIZE method invocation. Only

portions of the result relevant to acoustic matching are excluded from the result. The Interpret-Text header field MUST be included in the INTERPRET request.

Recognizer grammar data is treated in the same way as it is when issuing a RECOGNIZE method call.

If a RECOGNIZE, RECORD, or another INTERPRET operation is already in progress for the resource, the server MUST reject the request with a response having a status-code of 402 "Method not valid in this state", and a COMPLETE request state.

```
C->S:  MRCP/2.0 ... INTERPRET 543266
      Channel-Identifier:32AECB23433801@speechrecog
      Interpret-Text:may I speak to Andre Roy
      Content-Type:application/srgs+xml
      Content-ID:<request1@form-level.store>
      Content-Length:...

      <?xml version="1.0"?>
      <!-- the default grammar language is US English -->
      <grammar xmlns="http://www.w3.org/2001/06/grammar"
              xml:lang="en-US" version="1.0" root="request">
      <!-- single language attachment to tokens -->
        <rule id="yes">
          <one-of>
            <item xml:lang="fr-CA">oui</item>
            <item xml:lang="en-US">yes</item>
          </one-of>
        </rule>

      <!-- single language attachment to a rule expansion -->
        <rule id="request">
          may I speak to
          <one-of xml:lang="fr-CA">
            <item>Michel Tremblay</item>
            <item>Andre Roy</item>
          </one-of>
        </rule>
      </grammar>
```

```
S->C:  MRCP/2.0 ... 543266 200 IN-PROGRESS
      Channel-Identifier:32AECB23433801@speechrecog
```

S->C: MRCP/2.0 ... INTERPRETATION-COMplete 543266 200 COMPLETE
 Channel-Identifier:32AECB23433801@speechrecog
 Completion-Cause:000 success
 Content-Type:application/nlsml+xml
 Content-Length:...

```
<?xml version="1.0"?>
<result xmlns="urn:ietf:params:xml:ns:mrpv2"
        xmlns:ex="http://www.example.com/example"
        grammar="session:request1@form-level.store">
  <interpretation>
    <instance name="Person">
      <ex:Person>
        <ex:Name> Andre Roy </ex:Name>
      </ex:Person>
    </instance>
    <input> may I speak to Andre Roy </input>
  </interpretation>
</result>
```

9.21. INTERPRETATION-COMplete

This event from the recognizer resource to the client indicates that the INTERPRET operation is complete. The interpretation result is sent in the body of the MRCP message. The request state MUST be set to COMPLETE.

The Completion-Cause header field MUST be included in this event and MUST be set to an appropriate value from the list of cause codes.

C->S: MRCP/2.0 ... INTERPRET 543266
 Channel-Identifier:32AECB23433801@speechrecog
 Interpret-Text:may I speak to Andre Roy
 Content-Type:application/srgs+xml
 Content-ID:<request1@form-level.store>
 Content-Length:...

```
<?xml version="1.0"?>
<!-- the default grammar language is US English -->
<grammar xmlns="http://www.w3.org/2001/06/grammar"
        xml:lang="en-US" version="1.0" root="request">
  <!-- single language attachment to tokens -->
    <rule id="yes">
      <one-of>
        <item xml:lang="fr-CA">oui</item>
        <item xml:lang="en-US">yes</item>
      </one-of>
    </rule>
```

```
<!-- single language attachment to a rule expansion -->
  <rule id="request">
    may I speak to
    <one-of xml:lang="fr-CA">
      <item>Michel Tremblay</item>
      <item>Andre Roy</item>
    </one-of>
  </rule>
</grammar>
```

S->C: MRCP/2.0 ... 543266 200 IN-PROGRESS
Channel-Identifier:32AECB23433801@speechrecog

S->C: MRCP/2.0 ... INTERPRETATION-COMplete 543266 200 COMPLETE
Channel-Identifier:32AECB23433801@speechrecog
Completion-Cause:000 success
Content-Type:application/nlsml+xml
Content-Length:...

```
<?xml version="1.0"?>
<result xmlns="urn:ietf:params:xml:ns:mrpv2"
  xmlns:ex="http://www.example.com/example"
  grammar="session:request1@form-level.store">
  <interpretation>
    <instance name="Person">
      <ex:Person>
        <ex:Name> Andre Roy </ex:Name>
      </ex:Person>
    </instance>
    <input> may I speak to Andre Roy </input>
  </interpretation>
</result>
```

9.22. DTMF Detection

Digits received as DTMF tones are delivered to the recognition resource in the MRCPv2 server in the RTP stream according to RFC 4733 [RFC4733]. The Automatic Speech Recognizer (ASR) MUST support RFC 4733 to recognize digits, and it MAY support recognizing DTMF tones [Q.23] in the audio.

10. Recorder Resource

This resource captures received audio and video and stores it as content pointed to by a URI. The main usages of recorders are

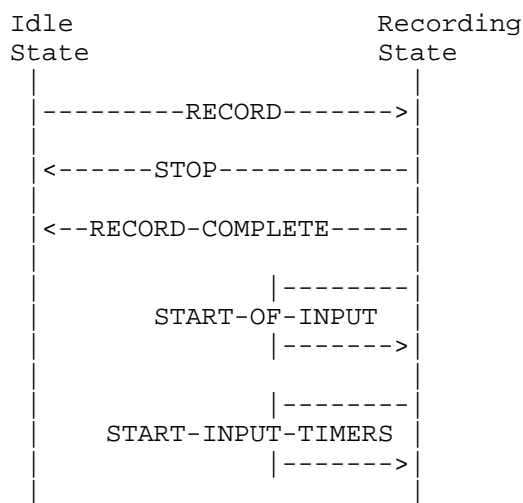
1. to capture speech audio that may be submitted for recognition at a later time, and
2. recording voice or video mails.

Both these applications require functionality above and beyond those specified by protocols such as RTSP [RFC2326]. This includes audio endpointing (i.e., detecting speech or silence). The support for video is OPTIONAL and is mainly capturing video mails that may require the speech or audio processing mentioned above.

A recorder MUST provide endpointing capabilities for suppressing silence at the beginning and end of a recording, and it MAY also suppress silence in the middle of a recording. If such suppression is done, the recorder MUST maintain timing metadata to indicate the actual time stamps of the recorded media.

See the discussion on the sensitivity of saved waveforms in Section 12.

10.1. Recorder State Machine



Recorder State Machine

10.2. Recorder Methods

The recorder resource supports the following methods.

```
recorder-method      = "RECORD"  
                      / "STOP"  
                      / "START-INPUT-TIMERS"
```

10.3. Recorder Events

The recorder resource can generate the following events.

```
recorder-event       = "START-OF-INPUT"  
                      / "RECORD-COMPLETE"
```

10.4. Recorder Header Fields

Method invocations for the recorder resource can contain resource-specific header fields containing request options and information to augment the Method, Response, or Event message it is associated with.

```
recorder-header      = sensitivity-level  
                      / no-input-timeout  
                      / completion-cause  
                      / completion-reason  
                      / failed-uri  
                      / failed-uri-cause  
                      / record-uri  
                      / media-type  
                      / max-time  
                      / trim-length  
                      / final-silence  
                      / capture-on-speech  
                      / ver-buffer-utterance  
                      / start-input-timers  
                      / new-audio-channel
```

10.4.1. Sensitivity-Level

To filter out background noise and not mistake it for speech, the recorder can support a variable level of sound sensitivity. The Sensitivity-Level header field is a float value between 0.0 and 1.0 and allows the client to set the sensitivity level for the recorder. This header field MAY occur in RECORD, SET-PARAMS, or GET-PARAMS. A higher value for this header field means higher sensitivity. The default value for this header field is implementation specific.

```
sensitivity-level     = "Sensitivity-Level" ":" FLOAT CRLF
```

10.4.2. No-Input-Timeout

When recording is started and there is no speech detected for a certain period of time, the recorder can send a RECORD-COMplete event to the client and terminate the record operation. The No-Input-Timeout header field can set this timeout value. The value is in milliseconds. This header field MAY occur in RECORD, SET-PARAMS, or GET-PARAMS. The value for this header field ranges from 0 to an implementation-specific maximum value. The default value for this header field is implementation specific.

```
no-input-timeout      = "No-Input-Timeout" ":" 1*19DIGIT CRLF
```

10.4.3. Completion-Cause

This header field MUST be part of a RECORD-COMplete event from the recorder resource to the client. This indicates the reason behind the RECORD method completion. This header field MUST be sent in the RECORD responses if they return with a failure status and a COMPLETE state. In the ABNF below, the 'cause-code' contains a numerical value selected from the Cause-Code column of the following table. The 'cause-name' contains the corresponding token selected from the Cause-Name column.

```
completion-cause      = "Completion-Cause" ":" cause-code SP
                        cause-name CRLF
cause-code              = 3DIGIT
cause-name              = *VCHAR
```

Cause-Code	Cause-Name	Description
000	success-silence	RECORD completed with a silence at the end.
001	success-maxtime	RECORD completed after reaching maximum recording time specified in record method.
002	no-input-timeout	RECORD failed due to no input.
003	uri-failure	Failure accessing the record URI.
004	error	RECORD request terminated prematurely due to a recorder error.

10.4.4. Completion-Reason

This header field MAY be present in a RECORD-COMPLETE event coming from the recorder resource to the client. It contains the reason text behind the RECORD request completion. This header field communicates text describing the reason for the failure.

The completion reason text is provided for client use in logs and for debugging and instrumentation purposes. Clients MUST NOT interpret the completion reason text.

```
completion-reason      = "Completion-Reason" ":"  
                        quoted-string CRLF
```

10.4.5. Failed-URI

When a recorder method needs to post the audio to a URI and access to the URI fails, the server MUST provide the failed URI in this header field in the method response.

```
failed-uri             = "Failed-URI" ":" absoluteURI CRLF
```

10.4.6. Failed-URI-Cause

When a recorder method needs to post the audio to a URI and access to the URI fails, the server MAY provide the URI-specific or protocol-specific response code through this header field in the method response. The value encoding is UTF-8 (RFC 3629 [RFC3629]) to accommodate any access protocol -- some access protocols might have a response string instead of a numeric response code.

```
failed-uri-cause       = "Failed-URI-Cause" ":" 1*UTFCHAR  
                        CRLF
```

10.4.7. Record-URI

When a recorder method contains this header field, the server MUST capture the audio and store it. If the header field is present but specified with no value, the server MUST store the content locally and generate a URI that points to it. This URI is then returned in either the STOP response or the RECORD-COMPLETE event. If the header field in the RECORD method specifies a URI, the server MUST attempt to capture and store the audio at that location. If this header field is not specified in the RECORD request, the server MUST capture the audio, MUST encode it, and MUST send it in the STOP response or the RECORD-COMPLETE event as a message body. In this case, the

response carrying the audio content MUST include a Content ID (cid) [RFC2392] value in this header pointing to the Content-ID in the message body.

The server MUST also return the size in octets and the duration in milliseconds of the recorded audio waveform as parameters associated with the header field.

Implementations MUST support 'http' [RFC2616], 'https' [RFC2818], 'file' [RFC3986], and 'cid' [RFC2392] schemes in the URI. Note that implementations already exist that support other schemes.

```
record-uri          = "Record-URI" ":" [ "<" uri ">"  
                      ";" "size" "=" 1*19DIGIT  
                      ";" "duration" "=" 1*19DIGIT ] CRLF
```

10.4.8. Media-Type

A RECORD method MUST contain this header field, which specifies to the server the media type of the captured audio or video.

```
media-type          = "Media-Type" ":" media-type-value  
                      CRLF
```

10.4.9. Max-Time

When recording is started, this specifies the maximum length of the recording in milliseconds, calculated from the time the actual capture and store begins and is not necessarily the time the RECORD method is received. It specifies the duration before silence suppression, if any, has been applied by the recorder resource. After this time, the recording stops and the server MUST return a RECORD-COMPLETE event to the client having a request-state of COMPLETE. This header field MAY occur in RECORD, SET-PARAMS, or GET-PARAMS. The value for this header field ranges from 0 to an implementation-specific maximum value. A value of 0 means infinity, and hence the recording continues until one or more of the other stop conditions are met. The default value for this header field is 0.

```
max-time            = "Max-Time" ":" 1*19DIGIT CRLF
```

10.4.10. Trim-Length

This header field MAY be sent on a STOP method and specifies the length of audio to be trimmed from the end of the recording after the stop. The length is interpreted to be in milliseconds. The default value for this header field is 0.

trim-length = "Trim-Length" ":" 1*19DIGIT CRLF

10.4.11. Final-Silence

When the recorder is started and the actual capture begins, this header field specifies the length of silence in the audio that is to be interpreted as the end of the recording. This header field MAY occur in RECORD, SET-PARAMS, or GET-PARAMS. The value for this header field ranges from 0 to an implementation-specific maximum value and is interpreted to be in milliseconds. A value of 0 means infinity, and hence the recording will continue until one of the other stop conditions are met. The default value for this header field is implementation specific.

final-silence = "Final-Silence" ":" 1*19DIGIT CRLF

10.4.12. Capture-On-Speech

If "false", the recorder MUST start capturing immediately when started. If "true", the recorder MUST wait for the endpointing functionality to detect speech before it starts capturing. This header field MAY occur in the RECORD, SET-PARAMS, or GET-PARAMS. The value for this header field is a Boolean. The default value for this header field is "false".

capture-on-speech = "Capture-On-Speech" ":" BOOLEAN CRLF

10.4.13. Ver-Buffer-Utterance

This header field is the same as the one described for the verifier resource (see Section 11.4.14). This tells the server to buffer the utterance associated with this recording request into the verification buffer. Sending this header field is permitted only if the verification buffer is for the session. This buffer is shared across resources within a session. It gets instantiated when a verifier resource is added to this session and is released when the verifier resource is released from the session.

10.4.14. Start-Input-Timers

This header field MAY be sent as part of the RECORD request. A value of "false" tells the recorder resource to start the operation, but not to start the no-input timer until the client sends a START-INPUT-TIMERS request to the recorder resource. This is useful in the scenario when the recorder and synthesizer resources are not part of the same session. When a kill-on-barge-in prompt is being played, the client may want the RECORD request to be simultaneously active so that it can detect and implement kill-on-barge-in (see Section 8.4.2). But at the same time, the client doesn't want the recorder resource to start the no-input timers until the prompt is finished. The default value is "true".

```
start-input-timers      = "Start-Input-Timers" ":"  
                          BOOLEAN CRLF
```

10.4.15. New-Audio-Channel

This header field is the same as the one described for the recognizer resource (see Section 9.4.23).

10.5. Recorder Message Body

If the RECORD request did not have a Record-URI header field, the STOP response or the RECORD-COMPLETE event MUST contain a message body carrying the captured audio. In this case, the message carrying the audio content has a Record-URI header field with a Content ID value pointing to the message body entity that contains the recorded audio. See Section 10.4.7 for details.

10.6. RECORD

The RECORD request places the recorder resource in the recording state. Depending on the header fields specified in the RECORD method, the resource may start recording the audio immediately or wait for the endpointing functionality to detect speech in the audio. The audio is then made available to the client either in the message body or as specified by Record-URI.

The server MUST support the 'https' URI scheme and MAY support other schemes. Note that, due to the sensitive nature of voice recordings, any protocols used for dereferencing SHOULD employ integrity and confidentiality, unless other means, such as use of a controlled environment (see Section 4.2), are employed.

If a RECORD operation is already in progress, invoking this method causes the server to issue a response having a status-code of 402 "Method not valid in this state" and a request-state of COMPLETE.

If the Record-URI is not valid, a status-code of 404 "Illegal Value for Header Field" is returned in the response. If it is impossible for the server to create the requested stored content, a status-code of 407 "Method or Operation Failed" is returned.

If the type specified in the Media-Type header field is not supported, the server MUST respond with a status-code of 409 "Unsupported Header Field Value" with the Media-Type header field in its response.

When the recording operation is initiated, the response indicates an IN-PROGRESS request state. The server MAY generate a subsequent START-OF-INPUT event when speech is detected. Upon completion of the recording operation, the server generates a RECORD-COMPLETE event.

```
C->S: MRCP/2.0 ... RECORD 543257
      Channel-Identifier:32AECB23433802@recorder
      Record-URI:<file://mediaserver/recordings/myfile.wav>
      Media-Type:audio/wav
      Capture-On-Speech:true
      Final-Silence:300
      Max-Time:6000

S->C: MRCP/2.0 ... 543257 200 IN-PROGRESS
      Channel-Identifier:32AECB23433802@recorder

S->C: MRCP/2.0 ... START-OF-INPUT 543257 IN-PROGRESS
      Channel-Identifier:32AECB23433802@recorder

S->C: MRCP/2.0 ... RECORD-COMPLETE 543257 COMPLETE
      Channel-Identifier:32AECB23433802@recorder
      Completion-Cause:000 success-silence
      Record-URI:<file://mediaserver/recordings/myfile.wav>;
                size=242552;duration=25645
```

RECORD Example

10.7. STOP

The STOP method moves the recorder from the recording state back to the idle state. If a RECORD request is active and the STOP request successfully terminates it, then the STOP response MUST contain an Active-Request-Id-List header field containing the RECORD request-id that was terminated. In this case, no RECORD-COMPLETE event is sent

for the terminated request. If there was no recording active, then the response MUST NOT contain an Active-Request-Id-List header field. If the recording was a success, the STOP response MUST contain a Record-URI header field pointing to the recorded audio content or to a typed entity in the body of the STOP response containing the recorded audio. The STOP method MAY have a Trim-Length header field, in which case the specified length of audio is trimmed from the end of the recording after the stop. In any case, the response MUST contain a status-code of 200 "Success".

```
C->S: MRCP/2.0 ... RECORD 543257
      Channel-Identifier:32AECB23433802@recorder
      Record-URI:<file://mediaserver/recordings/myfile.wav>
      Capture-On-Speech:true
      Final-Silence:300
      Max-Time:6000

S->C: MRCP/2.0 ... 543257 200 IN-PROGRESS
      Channel-Identifier:32AECB23433802@recorder

S->C: MRCP/2.0 ... START-OF-INPUT 543257 IN-PROGRESS
      Channel-Identifier:32AECB23433802@recorder

C->S: MRCP/2.0 ... STOP 543257
      Channel-Identifier:32AECB23433802@recorder
      Trim-Length:200

S->C: MRCP/2.0 ... 543257 200 COMPLETE
      Channel-Identifier:32AECB23433802@recorder
      Record-URI:<file://mediaserver/recordings/myfile.wav>;
                size=324253;duration=24561
      Active-Request-Id-List:543257
```

STOP Example

10.8. RECORD-COMplete

If the recording completes due to no input, silence after speech, or reaching the max-time, the server MUST generate the RECORD-COMplete event to the client with a request-state of COMPLETE. If the recording was a success, the RECORD-COMplete event contains a Record-URI header field pointing to the recorded audio file on the server or to a typed entity in the message body containing the recorded audio.

```
C->S: MRCP/2.0 ... RECORD 543257
      Channel-Identifier:32AECB23433802@recorder
      Record-URI:<file://mediaserver/recordings/myfile.wav>
      Capture-On-Speech:true
      Final-Silence:300
      Max-Time:6000

S->C: MRCP/2.0 ... 543257 200 IN-PROGRESS
      Channel-Identifier:32AECB23433802@recorder

S->C: MRCP/2.0 ... START-OF-INPUT 543257 IN-PROGRESS
      Channel-Identifier:32AECB23433802@recorder

S->C: MRCP/2.0 ... RECORD-COMPLETE 543257 COMPLETE
      Channel-Identifier:32AECB23433802@recorder
      Completion-Cause:000 success
      Record-URI:<file://mediaserver/recordings/myfile.wav>;
                size=325325;duration=24652
```

RECORD-COMPLETE Example

10.9. START-INPUT-TIMERS

This request is sent from the client to the recorder resource when it discovers that a kill-on-barge-in prompt has finished playing (see Section 8.4.2). This is useful in the scenario when the recorder and synthesizer resources are not in the same MRCPv2 session. When a kill-on-barge-in prompt is being played, the client wants the RECORD request to be simultaneously active so that it can detect and implement kill-on-barge-in. But at the same time, the client doesn't want the recorder resource to start the no-input timers until the prompt is finished. The Start-Input-Timers header field in the RECORD request allows the client to say if the timers should be started or not. In the above case, the recorder resource does not start the timers until the client sends a START-INPUT-TIMERS method to the recorder.

10.10. START-OF-INPUT

The START-OF-INPUT event is returned from the server to the client once the server has detected speech. This event is always returned by the recorder resource when speech has been detected. The recorder resource also MUST send a Proxy-Sync-Id header field with a unique value for this event.

```
S->C: MRCP/2.0 ... START-OF-INPUT 543259 IN-PROGRESS
      Channel-Identifier:32AECB23433801@recorder
      Proxy-Sync-Id:987654321
```

11. Speaker Verification and Identification

This section describes the methods, responses and events employed by MRCPv2 for doing speaker verification/identification.

Speaker verification is a voice authentication methodology that can be used to identify the speaker in order to grant the user access to sensitive information and transactions. Because speech is a biometric, a number of essential security considerations related to biometric authentication technologies apply to its implementation and usage. Implementers should carefully read Section 12 in this document and the corresponding section of the SPEECHSC requirements [RFC4313]. Implementers and deployers of this technology are strongly encouraged to check the state of the art for any new risks and solutions that might have been developed.

In speaker verification, a recorded utterance is compared to a previously stored voiceprint, which is in turn associated with a claimed identity for that user. Verification typically consists of two phases: a designation phase to establish the claimed identity of the caller and an execution phase in which a voiceprint is either created (training) or used to authenticate the claimed identity (verification).

Speaker identification is the process of associating an unknown speaker with a member in a population. It does not employ a claim of identity. When an individual claims to belong to a group (e.g., one of the owners of a joint bank account) a group authentication is performed. This is generally implemented as a kind of verification involving comparison with more than one voice model. It is sometimes called 'multi-verification'. If the individual speaker can be identified from the group, this may be useful for applications where multiple users share the same access privileges to some data or application. Speaker identification and group authentication are also done in two phases, a designation phase and an execution phase. Note that, from a functionality standpoint, identification can be thought of as a special case of group authentication (if the individual is identified) where the group is the entire population, although the implementation of speaker identification may be different from the way group authentication is performed. To accommodate single-voiceprint verification, verification against multiple voiceprints, group authentication, and identification, this specification provides a single set of methods that can take a list of identifiers, called "voiceprint identifiers", and return a list of identifiers, with a score for each that represents how well the input speech matched each identifier. The input and output lists of identifiers do not have to match, allowing a vendor-specific group identifier to be used as input to indicate that identification is to

be performed. In this specification, the terms "identification" and "multi-verification" are used to indicate that the input represents a group (potentially the entire population) and that results for multiple voiceprints may be returned.

It is possible for a verifier resource to share the same session with a recognizer resource or to operate independently. In order to share the same session, the verifier and recognizer resources MUST be allocated from within the same SIP dialog. Otherwise, an independent verifier resource, running on the same physical server or a separate one, will be set up. Note that, in addition to allowing both resources to be allocated in the same INVITE, it is possible to allocate one initially and the other later via a re-INVITE.

Some of the speaker verification methods, described below, apply only to a specific mode of operation.

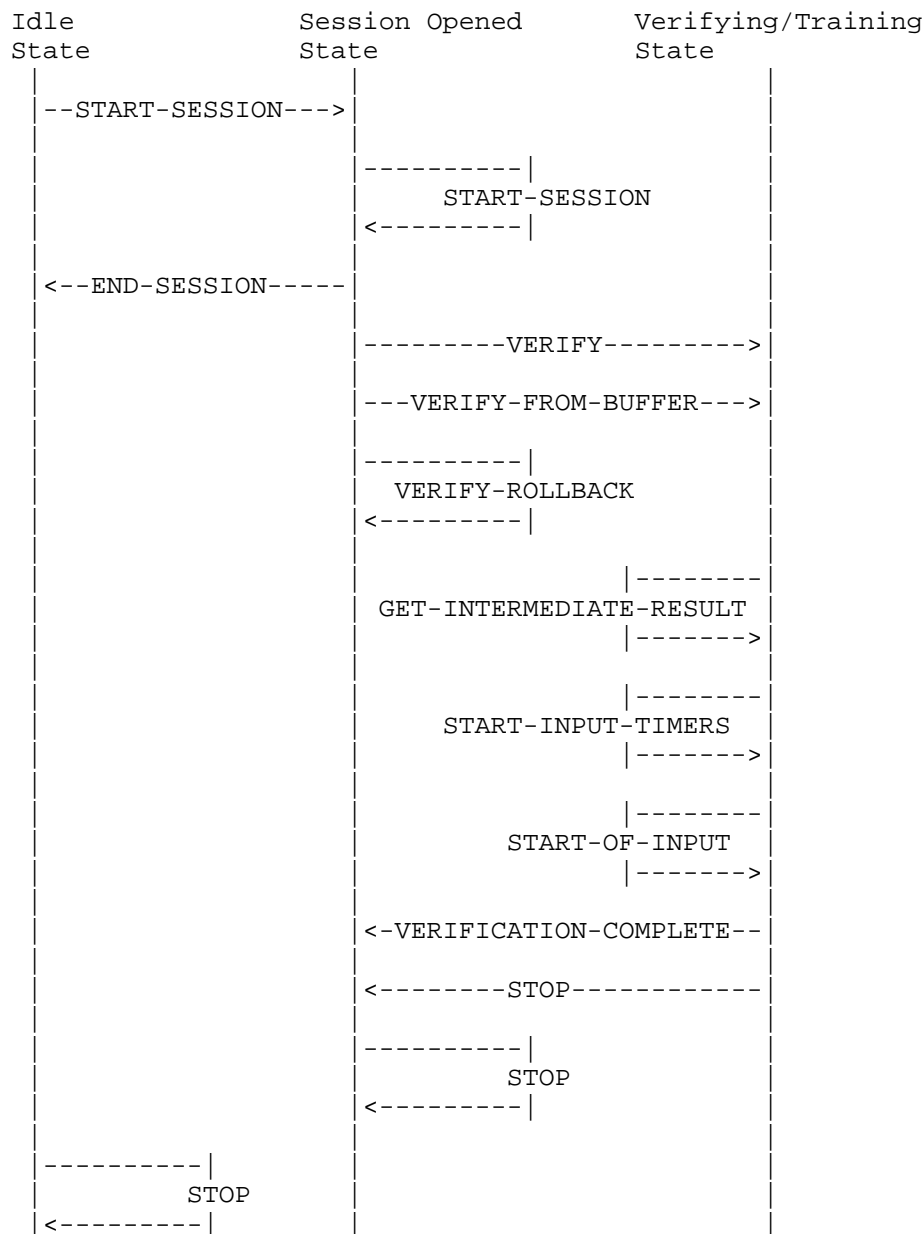
The verifier resource has a verification buffer associated with it (see Section 11.4.14). This allows the storage of speech utterances for the purposes of verification, identification, or training from the buffered speech. This buffer is owned by the verifier resource, but other input resources (such as the recognizer resource or recorder resource) may write to it. This allows the speech received as part of a recognition or recording operation to be later used for verification, identification, or training. Access to the buffer is limited to one operation at time. Hence, when the resource is doing read, write, or delete operations, such as a RECOGNIZE with ver-buffer-utterance turned on, another operation involving the buffer fails with a status-code of 402. The verification buffer can be cleared by a CLEAR-BUFFER request from the client and is freed when the verifier resource is deallocated or the session with the server terminates.

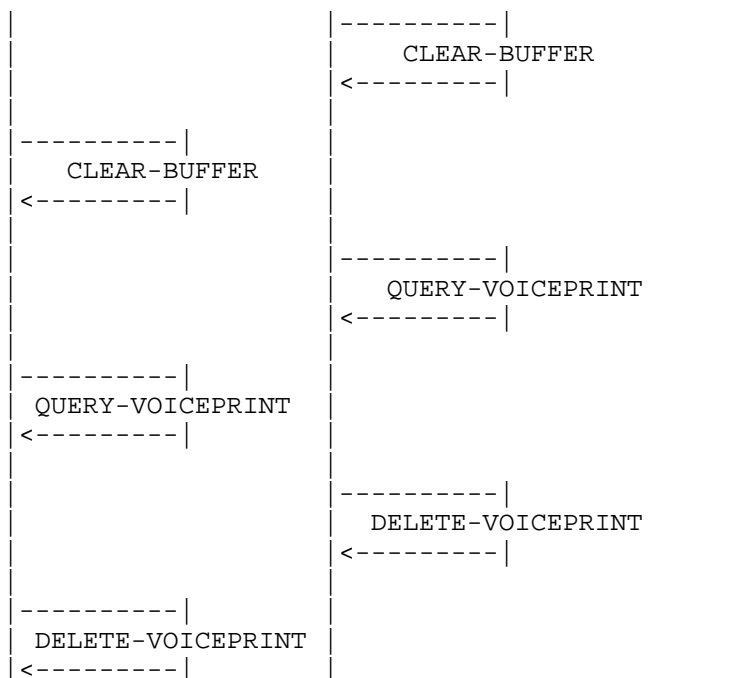
The verification buffer is different from collecting waveforms and processing them using either the real-time audio stream or stored audio, because this buffering mechanism does not simply accumulate speech to a buffer. The verification buffer MAY contain additional information gathered by the recognizer resource that serves to improve verification performance.

11.1. Speaker Verification State Machine

Speaker verification may operate in a training or a verification session. Starting one of these sessions does not change the state of the verifier resource, i.e., it remains idle. Once a verification or training session is started, then utterances are trained or verified

by calling the VERIFY or VERIFY-FROM-BUFFER method. The state of the verifier resources goes from IDLE to VERIFYING state each time VERIFY or VERIFY-FROM-BUFFER is called.





Verifier Resource State Machine

11.2. Speaker Verification Methods

The verifier resource supports the following methods.

```

verifier-method      = "START-SESSION"
                      / "END-SESSION"
                      / "QUERY-VOICEPRINT"
                      / "DELETE-VOICEPRINT"
                      / "VERIFY"
                      / "VERIFY-FROM-BUFFER"
                      / "VERIFY-ROLLBACK"
                      / "STOP"
                      / "CLEAR-BUFFER"
                      / "START-INPUT-TIMERS"
                      / "GET-INTERMEDIATE-RESULT"
  
```

These methods allow the client to control the mode and target of verification or identification operations within the context of a session. All the verification input operations that occur within a session can be used to create, update, or validate against the

voiceprint specified during the session. At the beginning of each session, the verifier resource is reset to the state it had prior to any previous verification session.

Verification/identification operations can be executed against live or buffered audio. The verifier resource provides methods for collecting and evaluating live audio data, and methods for controlling the verifier resource and adjusting its configured behavior.

There are no dedicated methods for collecting buffered audio data. This is accomplished by calling VERIFY, RECOGNIZE, or RECORD as appropriate for the resource, with the header field Ver-Buffer-Utterance. Then, when the following method is called, verification is performed using the set of buffered audio.

1. VERIFY-FROM-BUFFER

The following methods are used for verification of live audio utterances:

1. VERIFY
2. START-INPUT-TIMERS

The following methods are used for configuring the verifier resource and for establishing resource states:

1. START-SESSION
2. END-SESSION
3. QUERY-VOICEPRINT
4. DELETE-VOICEPRINT
5. VERIFY-ROLLBACK
6. STOP
7. CLEAR-BUFFER

The following method allows the polling of a verification in progress for intermediate results.

1. GET-INTERMEDIATE-RESULT

11.3. Verification Events

The verifier resource generates the following events.

```
verifier-event      = "VERIFICATION-COMPLETE"  
                    / "START-OF-INPUT"
```

11.4. Verification Header Fields

A verifier resource message can contain header fields containing request options and information to augment the Request, Response, or Event message it is associated with.

```
verification-header = repository-uri  
                    / voiceprint-identifier  
                    / verification-mode  
                    / adapt-model  
                    / abort-model  
                    / min-verification-score  
                    / num-min-verification-phrases  
                    / num-max-verification-phrases  
                    / no-input-timeout  
                    / save-waveform  
                    / media-type  
                    / waveform-uri  
                    / voiceprint-exists  
                    / ver-buffer-utterance  
                    / input-waveform-uri  
                    / completion-cause  
                    / completion-reason  
                    / speech-complete-timeout  
                    / new-audio-channel  
                    / abort-verification  
                    / start-input-timers
```

11.4.1. Repository-URI

This header field specifies the voiceprint repository to be used or referenced during speaker verification or identification operations. This header field is required in the START-SESSION, QUERY-VOICEPRINT, and DELETE-VOICEPRINT methods.

```
repository-uri      = "Repository-URI" ":" uri CRLF
```


11.4.2. Voiceprint-Identifier

This header field specifies the claimed identity for verification applications. The claimed identity MAY be used to specify an existing voiceprint or to establish a new voiceprint. This header field MUST be present in the QUERY-VOICEPRINT and DELETE-VOICEPRINT methods. The Voiceprint-Identifier MUST be present in the START-SESSION method for verification operations. For identification or multi-verification operations, this header field MAY contain a list of voiceprint identifiers separated by semicolons. For identification operations, the client MAY also specify a voiceprint group identifier instead of a list of voiceprint identifiers.

```
voiceprint-identifier      = "Voiceprint-Identifier" ":"  
                           vid *[";" vid] CRLF  
vid                        = 1*VCHAR [ "." 1*VCHAR ]
```

11.4.3. Verification-Mode

This header field specifies the mode of the verifier resource and is set by the START-SESSION method. Acceptable values indicate whether the verification session will train a voiceprint ("train") or verify/identify using an existing voiceprint ("verify").

Training and verification sessions both require the voiceprint Repository-URI to be specified in the START-SESSION. In many usage scenarios, however, the system does not know the speaker's claimed identity until a recognition operation has, for example, recognized an account number to which the user desires access. In order to allow the first few utterances of a dialog to be both recognized and verified, the verifier resource on the MRCPv2 server retains a buffer. In this buffer, the MRCPv2 server accumulates recognized utterances. The client can later execute a verification method and apply the buffered utterances to the current verification session.

Some voice user interfaces may require additional user input that should not be subject to verification. For example, the user's input may have been recognized with low confidence and thus require a confirmation cycle. In such cases, the client SHOULD NOT execute the VERIFY or VERIFY-FROM-BUFFER methods to collect and analyze the caller's input. A separate recognizer resource can analyze the caller's response without any participation by the verifier resource.

Once the following conditions have been met:

1. the voiceprint identity has been successfully established through the Voiceprint-Identifier header fields of the START-SESSION method, and
2. the verification mode has been set to one of "train" or "verify",

the verifier resource can begin providing verification information during verification operations. If the verifier resource does not reach one of the two major states ("train" or "verify"), it MUST report an error condition in the MRCPv2 status code to indicate why the verifier resource is not ready for the corresponding usage.

The value of verification-mode is persistent within a verification session. If the client attempts to change the mode during a verification session, the verifier resource reports an error and the mode retains its current value.

```

verification-mode          = "Verification-Mode" ":"
                             verification-mode-string

verification-mode-string   = "train"
                             / "verify"

```

11.4.4. Adapt-Model

This header field indicates the desired behavior of the verifier resource after a successful verification operation. If the value of this header field is "true", the server SHOULD use audio collected during the verification session to update the voiceprint to account for ongoing changes in a speaker's incoming speech characteristics, unless local policy prohibits updating the voiceprint. If the value is "false" (the default), the server MUST NOT update the voiceprint. This header field MAY occur in the START-SESSION method.

```

adapt-model                = "Adapt-Model" ":" BOOLEAN CRLF

```

11.4.5. Abort-Model

The Abort-Model header field indicates the desired behavior of the verifier resource upon session termination. If the value of this header field is "true", the server MUST discard any pending changes to a voiceprint due to verification training or verification adaptation. If the value is "false" (the default), the server MUST commit any pending changes for a training session or a successful

verification session to the voiceprint repository. A value of "true" for Abort-Model overrides a value of "true" for the Adapt-Model header field. This header field MAY occur in the END-SESSION method.

```
abort-model          = "Abort-Model" ":" BOOLEAN CRLF
```

11.4.6. Min-Verification-Score

The Min-Verification-Score header field, when used with a verifier resource through a SET-PARAMS, GET-PARAMS, or START-SESSION method, determines the minimum verification score for which a verification decision of "accepted" may be declared by the server. This is a float value between -1.0 and 1.0. The default value for this header field is implementation specific.

```
min-verification-score = "Min-Verification-Score" ":"  
                        [ %x2D ] FLOAT CRLF
```

11.4.7. Num-Min-Verification-Phrases

The Num-Min-Verification-Phrases header field is used to specify the minimum number of valid utterances before a positive decision is given for verification. The value for this header field is an integer and the default value is 1. The verifier resource MUST NOT declare a verification 'accepted' unless Num-Min-Verification-Phrases valid utterances have been received. The minimum value is 1. This header field MAY occur in START-SESSION, SET-PARAMS, or GET-PARAMS.

```
num-min-verification-phrases = "Num-Min-Verification-Phrases" ":"  
                               1*19DIGIT CRLF
```

11.4.8. Num-Max-Verification-Phrases

The Num-Max-Verification-Phrases header field is used to specify the number of valid utterances required before a decision is forced for verification. The verifier resource MUST NOT return a decision of 'undecided' once Num-Max-Verification-Phrases have been collected and used to determine a verification score. The value for this header field is an integer and the minimum value is 1. The default value is implementation specific. This header field MAY occur in START-SESSION, SET-PARAMS, or GET-PARAMS.

```
num-max-verification-phrases = "Num-Max-Verification-Phrases" ":"  
                               1*19DIGIT CRLF
```

11.4.9. No-Input-Timeout

The No-Input-Timeout header field sets the length of time from the start of the verification timers (see START-INPUT-TIMERS) until the VERIFICATION-COMPLETE server event message declares that no input has been received (i.e., has a Completion-Cause of no-input-timeout). The value is in milliseconds. This header field MAY occur in VERIFY, SET-PARAMS, or GET-PARAMS. The value for this header field ranges from 0 to an implementation-specific maximum value. The default value for this header field is implementation specific.

no-input-timeout = "No-Input-Timeout" ":" 1*19DIGIT CRLF

11.4.10. Save-Waveform

This header field allows the client to request that the verifier resource save the audio stream that was used for verification/identification. The verifier resource MUST attempt to record the audio and make it available to the client in the form of a URI returned in the Waveform-URI header field in the VERIFICATION-COMPLETE event. If there was an error in recording the stream, or the audio content is otherwise not available, the verifier resource MUST return an empty Waveform-URI header field. The default value for this header field is "false". This header field MAY appear in the VERIFY method. Note that this header field does not appear in the VERIFY-FROM-BUFFER method since it only controls whether or not to save the waveform for live verification/identification operations.

save-waveform = "Save-Waveform" ":" BOOLEAN CRLF

11.4.11. Media-Type

This header field MAY be specified in the SET-PARAMS, GET-PARAMS, or the VERIFY methods and tells the server resource the media type of the captured audio or video such as the one captured and returned by the Waveform-URI header field.

media-type = "Media-Type" ":" media-type-value CRLF

11.4.12. Waveform-URI

If the Save-Waveform header field is set to "true", the verifier resource MUST attempt to record the incoming audio stream of the verification into a file and provide a URI for the client to access it. This header field MUST be present in the VERIFICATION-COMPLETE event if the Save-Waveform header field was set to true by the client. The value of the header field MUST be empty if there was

some error condition preventing the server from recording. Otherwise, the URI generated by the server MUST be globally unique across the server and all its verification sessions. The content MUST be available via the URI until the verification session ends. Since the Save-Waveform header field applies only to live verification/identification operations, the server can return the Waveform-URI only in the VERIFICATION-COMPLETE event for live verification/identification operations.

The server MUST also return the size in octets and the duration in milliseconds of the recorded audio waveform as parameters associated with the header field.

```
waveform-uri          = "Waveform-URI" ":" ["<" uri ">"  
                        ";" "size" "=" 1*19DIGIT  
                        ";" "duration" "=" 1*19DIGIT] CRLF
```

11.4.13. Voiceprint-Exists

This header field MUST be returned in QUERY-VOICEPRINT and DELETE-VOICEPRINT responses. This is the status of the voiceprint specified in the QUERY-VOICEPRINT method. For the DELETE-VOICEPRINT method, this header field indicates the status of the voiceprint at the moment the method execution started.

```
voiceprint-exists     = "Voiceprint-Exists" ":" BOOLEAN CRLF
```

11.4.14. Ver-Buffer-Utterance

This header field is used to indicate that this utterance could be later considered for speaker verification. This way, a client can request the server to buffer utterances while doing regular recognition or verification activities, and speaker verification can later be requested on the buffered utterances. This header field is optional in the RECOGNIZE, VERIFY, and RECORD methods. The default value for this header field is "false".

```
ver-buffer-utterance  = "Ver-Buffer-Utterance" ":" BOOLEAN  
                        CRLF
```

11.4.15. Input-Waveform-URI

This header field specifies stored audio content that the client requests the server to fetch and process according to the current verification mode, either to train the voiceprint or verify a claimed identity. This header field enables the client to implement the

buffering use case where the recognizer and verifier resources are in different sessions and the verification buffer technique cannot be used. It MAY be specified on the VERIFY request.

```
input-waveform-uri          = "Input-Waveform-URI" ":" uri CRLF
```

11.4.16. Completion-Cause

This header field MUST be part of a VERIFICATION-COMPLETE event from the verifier resource to the client. This indicates the cause of VERIFY or VERIFY-FROM-BUFFER method completion. This header field MUST be sent in the VERIFY, VERIFY-FROM-BUFFER, and QUERY-VOICEPRINT responses, if they return with a failure status and a COMPLETE state. In the ABNF below, the 'cause-code' contains a numerical value selected from the Cause-Code column of the following table. The 'cause-name' contains the corresponding token selected from the Cause-Name column.

```
completion-cause           = "Completion-Cause" ":" cause-code SP
                             cause-name CRLF
cause-code                  = 3DIGIT
cause-name                  = *VCHAR
```

Cause-Code	Cause-Name	Description
000	success	VERIFY or VERIFY-FROM-BUFFER request completed successfully. The verify decision can be "accepted", "rejected", or "undecided".
001	error	VERIFY or VERIFY-FROM-BUFFER request terminated prematurely due to a verifier resource or system error.
002	no-input-timeout	VERIFY request completed with no result due to a no-input-timeout.
003	too-much-speech-timeout	VERIFY request completed with no result due to too much speech.
004	speech-too-early	VERIFY request completed with no result due to speech too soon.

005	buffer-empty	VERIFY-FROM-BUFFER request completed with no result due to empty buffer.
006	out-of-sequence	Verification operation failed due to out-of-sequence method invocations, for example, calling VERIFY before QUERY-VOICEPRINT.
007	repository-uri-failure	Failure accessing Repository URI.
008	repository-uri-missing	Repository-URI is not specified.
009	voiceprint-id-missing	Voiceprint-Identifier is not specified.
010	voiceprint-id-not-exist	Voiceprint-Identifier does not exist in the voiceprint repository.
011	speech-not-usable	VERIFY request completed with no result because the speech was not usable (too noisy, too short, etc.)

11.4.17. Completion-Reason

This header field MAY be specified in a VERIFICATION-COMPLETE event coming from the verifier resource to the client. It contains the reason text behind the VERIFY request completion. This header field communicates text describing the reason for the failure.

The completion reason text is provided for client use in logs and for debugging and instrumentation purposes. Clients MUST NOT interpret the completion reason text.

```
completion-reason      = "Completion-Reason" ":"
                        quoted-string CRLF
```

11.4.18. Speech-Complete-Timeout

This header field is the same as the one described for the Recognizer resource. See Section 9.4.15. This header field MAY occur in VERIFY, SET-PARAMS, or GET-PARAMS.

11.4.19. New-Audio-Channel

This header field is the same as the one described for the Recognizer resource. See Section 9.4.23. This header field MAY be specified in a VERIFY request.

11.4.20. Abort-Verification

This header field MUST be sent in a STOP request to indicate whether or not to abort a VERIFY method in progress. A value of "true" requests the server to discard the results. A value of "false" requests the server to return in the STOP response the verification results obtained up to the point it received the STOP request.

```
abort-verification    = "Abort-Verification " ":" BOOLEAN CRLF
```

11.4.21. Start-Input-Timers

This header field MAY be sent as part of a VERIFY request. A value of "false" tells the verifier resource to start the VERIFY operation but not to start the no-input timer yet. The verifier resource MUST NOT start the timers until the client sends a START-INPUT-TIMERS request to the resource. This is useful in the scenario when the verifier and synthesizer resources are not part of the same session. In this scenario, when a kill-on-barge-in prompt is being played, the client may want the VERIFY request to be simultaneously active so that it can detect and implement kill-on-barge-in (see Section 8.4.2). But at the same time, the client doesn't want the verifier resource to start the no-input timers until the prompt is finished. The default value is "true".

```
start-input-timers    = "Start-Input-Timers" ":"  
                        BOOLEAN CRLF
```

11.5. Verification Message Body

A verification response or event message can carry additional data as described in the following subsection.

11.5.1. Verification Result Data

Verification results are returned to the client in the message body of the VERIFICATION-COMPLETE event or the GET-INTERMEDIATE-RESULT response message as described in Section 6.3. Element and attribute descriptions for the verification portion of the NLSML format are provided in Section 11.5.2 with a normative definition of the schema in Section 16.3.

11.5.2. Verification Result Elements

All verification elements are contained within a single `<verification-result>` element under `<result>`. The elements are described below and have the schema defined in Section 16.2. The following elements are defined:

1. `<voiceprint>`
2. `<incremental>`
3. `<cumulative>`
4. `<decision>`
5. `<utterance-length>`
6. `<device>`
7. `<gender>`
8. `<adapted>`
9. `<verification-score>`
10. `<vendor-specific-results>`

11.5.2.1. `<voiceprint>` Element

This element in the verification results provides information on how the speech data matched a single voiceprint. The result data returned MAY have more than one such entity in the case of identification or multi-verification. Each `<voiceprint>` element and the XML data within the element describe verification result information for how well the speech data matched that particular voiceprint. The list of `<voiceprint>` element data are ordered according to their cumulative verification match scores, with the highest score first.

11.5.2.2. `<cumulative>` Element

Within each `<voiceprint>` element there MUST be a `<cumulative>` element with the cumulative scores of how well multiple utterances matched the voiceprint.

11.5.2.3. <incremental> Element

The first <voiceprint> element MAY contain an <incremental> element with the incremental scores of how well the last utterance matched the voiceprint.

11.5.2.4. <Decision> Element

This element is found within the <incremental> or <cumulative> element within the verification results. Its value indicates the verification decision. It can have the values of "accepted", "rejected", or "undecided".

11.5.2.5. <utterance-length> Element

This element MAY occur within either the <incremental> or <cumulative> elements within the first <voiceprint> element. Its value indicates the size in milliseconds, respectively, of the last utterance or the cumulated set of utterances.

11.5.2.6. <device> Element

This element is found within the <incremental> or <cumulative> element within the verification results. Its value indicates the apparent type of device used by the caller as determined by the verifier resource. It can have the values of "cellular-phone", "electret-phone", "carbon-button-phone", or "unknown".

11.5.2.7. <gender> Element

This element is found within the <incremental> or <cumulative> element within the verification results. Its value indicates the apparent gender of the speaker as determined by the verifier resource. It can have the values of "male", "female", or "unknown".

11.5.2.8. <adapted> Element

This element is found within the first <voiceprint> element within the verification results. When verification is trying to confirm the voiceprint, this indicates if the voiceprint has been adapted as a consequence of analyzing the source utterances. It is not returned during verification training. The value can be "true" or "false".

11.5.2.9. <verification-score> Element

This element is found within the <incremental> or <cumulative> element within the verification results. Its value indicates the score of the last utterance as determined by verification.

During verification, the higher the score, the more likely it is that the speaker is the same one as the one who spoke the voiceprint utterances. During training, the higher the score, the more likely the speaker is to have spoken all of the analyzed utterances. The value is a floating point between -1.0 and 1.0. If there are no such utterances, the score is -1. Note that the verification score is not a probability value.

11.5.2.10. <vendor-specific-results> Element

MRCPv2 servers MAY send verification results that contain implementation-specific data that augment the information provided by the MRCPv2-defined elements. Such data might be useful to clients who have private knowledge of how to interpret these schema extensions. Implementation-specific additions to the verification results schema MUST belong to the vendor's own namespace. In the result structure, either they MUST be indicated by a namespace prefix declared within the result, or they MUST be children of an element identified as belonging to the respective namespace.

The following example shows the results of three voiceprints. Note that the first one has crossed the verification score threshold, and the speaker has been accepted. The voiceprint was also adapted with the most recent utterance.

```
<?xml version="1.0"?>
<result xmlns="urn:ietf:params:xml:ns:mrpv2"
  grammar="What-Grammar-URI">
  <verification-result>
    <voiceprint id="johnsmith">
      <adapted> true </adapted>
      <incremental>
        <utterance-length> 500 </utterance-length>
        <device> cellular-phone </device>
        <gender> male </gender>
        <decision> accepted </decision>
        <verification-score> 0.98514 </verification-score>
      </incremental>
      <cumulative>
        <utterance-length> 10000 </utterance-length>
        <device> cellular-phone </device>
        <gender> male </gender>
        <decision> accepted </decision>
        <verification-score> 0.96725</verification-score>
      </cumulative>
    </voiceprint>
```

```
<voiceprint id="marysmith">
  <cumulative>
    <verification-score> 0.93410 </verification-score>
  </cumulative>
</voiceprint>
<voiceprint uri="junior smith">
  <cumulative>
    <verification-score> 0.74209 </verification-score>
  </cumulative>
</voiceprint>
</verification-result>
</result>
```

Verification Results Example 1

In this next example, the verifier has enough information to decide to reject the speaker.

```
<?xml version="1.0"?>
<result xmlns="urn:ietf:params:xml:ns:mrpv2"
  xmlns:xmpl="http://www.example.org/2003/12/mrcpv2"
  grammar="What-Grammar-URI">
  <verification-result>
    <voiceprint id="johnsmith">
      <incremental>
        <utterance-length> 500 </utterance-length>
        <device> cellular-phone </device>
        <gender> male </gender>
        <verification-score> 0.88514 </verification-score>
        <xmpl:raspiness> high </xmpl:raspiness>
        <xmpl:emotion> sadness </xmpl:emotion>
      </incremental>
      <cumulative>
        <utterance-length> 10000 </utterance-length>
        <device> cellular-phone </device>
        <gender> male </gender>
        <decision> rejected </decision>
        <verification-score> 0.9345 </verification-score>
      </cumulative>
    </voiceprint>
  </verification-result>
</result>
```

Verification Results Example 2

11.6. START-SESSION

The START-SESSION method starts a speaker verification or speaker identification session. Execution of this method places the verifier resource into its initial state. If this method is called during an ongoing verification session, the previous session is implicitly aborted. If this method is invoked when VERIFY or VERIFY-FROM-BUFFER is active, the method fails and the server returns a status-code of 402.

Upon completion of the START-SESSION method, the verifier resource MUST have terminated any ongoing verification session and cleared any voiceprint designation.

A verification session is associated with the voiceprint repository to be used during the session. This is specified through the Repository-URI header field (see Section 11.4.1).

The START-SESSION method also establishes, through the Voiceprint-Identifier header field, which voiceprints are to be matched or trained during the verification session. If this is an Identification session or if the client wants to do Multi-Verification, the Voiceprint-Identifier header field contains a list of semicolon-separated voiceprint identifiers.

The Adapt-Model header field MAY also be present in the START-SESSION request to indicate whether or not to adapt a voiceprint based on data collected during the session (if the voiceprint verification phase succeeds). By default, the voiceprint model MUST NOT be adapted with data from a verification session.

The START-SESSION also determines whether the session is for a train or verify of a voiceprint. Hence, the Verification-Mode header field MUST be sent in every START-SESSION request. The value of the Verification-Mode header field MUST be one of either "train" or "verify".

Before a verification/identification session is started, the client may only request that VERIFY-ROLLBACK and generic SET-PARAMS and GET-PARAMS operations be performed on the verifier resource. The server MUST return status-code 402 "Method not valid in this state" for all other verification operations.

A verifier resource MUST NOT have more than a single session active at one time.

```
C->S: MRCP/2.0 ... START-SESSION 314161
      Channel-Identifier:32AECB23433801@spekverify
      Repository-URI:http://www.example.com/voiceprintdbase/
      Voiceprint-Mode:verify
      Voiceprint-Identifier:johnsmith.voiceprint
      Adapt-Model:true
```

```
S->C: MRCP/2.0 ... 314161 200 COMPLETE
      Channel-Identifier:32AECB23433801@spekverify
```

11.7. END-SESSION

The END-SESSION method terminates an ongoing verification session and releases the verification voiceprint resources. The session may terminate in one of three ways:

1. abort - the voiceprint adaptation or creation may be aborted so that the voiceprint remains unchanged (or is not created).
2. commit - when terminating a voiceprint training session, the new voiceprint is committed to the repository.
3. adapt - an existing voiceprint is modified using a successful verification.

The Abort-Model header field MAY be included in the END-SESSION to control whether or not to abort any pending changes to the voiceprint. The default behavior is to commit (not abort) any pending changes to the designated voiceprint.

The END-SESSION method may be safely executed multiple times without first executing the START-SESSION method. Any additional executions of this method without an intervening use of the START-SESSION method have no effect on the verifier resource.

The following example assumes there is either a training session or a verification session in progress.

```
C->S: MRCP/2.0 ... END-SESSION 314174
      Channel-Identifier:32AECB23433801@spekverify
      Abort-Model:true
```

```
S->C: MRCP/2.0 ... 314174 200 COMPLETE
      Channel-Identifier:32AECB23433801@spekverify
```

11.8. QUERY-VOICEPRINT

The QUERY-VOICEPRINT method is used to get status information on a particular voiceprint and can be used by the client to ascertain if a voiceprint or repository exists and if it contains trained voiceprints.

The response to the QUERY-VOICEPRINT request contains an indication of the status of the designated voiceprint in the Voiceprint-Exists header field, allowing the client to determine whether to use the current voiceprint for verification, train a new voiceprint, or choose a different voiceprint.

A voiceprint is completely specified by providing a repository location and a voiceprint identifier. The particular voiceprint or identity within the repository is specified by a string identifier that is unique within the repository. The Voiceprint-Identifier header field carries this unique voiceprint identifier within a given repository.

The following example assumes a verification session is in progress and the voiceprint exists in the voiceprint repository.

```
C->S: MRCP/2.0 ... QUERY-VOICEPRINT 314168
      Channel-Identifier:32AECB23433801@spekverify
      Repository-URI:http://www.example.com/voiceprints/
      Voiceprint-Identifier:johnsmith.voiceprint
```

```
S->C: MRCP/2.0 ... 314168 200 COMPLETE
      Channel-Identifier:32AECB23433801@spekverify
      Repository-URI:http://www.example.com/voiceprints/
      Voiceprint-Identifier:johnsmith.voiceprint
      Voiceprint-Exists:true
```

The following example assumes that the URI provided in the Repository-URI header field is a bad URI.

```
C->S: MRCP/2.0 ... QUERY-VOICEPRINT 314168
      Channel-Identifier:32AECB23433801@spekverify
      Repository-URI:http://www.example.com/bad-uri/
      Voiceprint-Identifier:johnsmith.voiceprint
```

```
S->C: MRCP/2.0 ... 314168 405 COMPLETE
      Channel-Identifier:32AECB23433801@spekverify
      Repository-URI:http://www.example.com/bad-uri/
      Voiceprint-Identifier:johnsmith.voiceprint
      Completion-Cause:007 repository-uri-failure
```

11.9. DELETE-VOICEPRINT

The DELETE-VOICEPRINT method removes a voiceprint from a repository. This method MUST carry the Repository-URI and Voiceprint-Identifier header fields.

An MRCPv2 server MUST reject a DELETE-VOICEPRINT request with a 401 status code unless the MRCPv2 client has been authenticated and authorized. Note that MRCPv2 does not have a standard mechanism for this. See Section 12.8.

If the corresponding voiceprint does not exist, the DELETE-VOICEPRINT method MUST return a 200 status code.

The following example demonstrates a DELETE-VOICEPRINT operation to remove a specific voiceprint.

```
C->S: MRCP/2.0 ... DELETE-VOICEPRINT 314168
      Channel-Identifier:32AECB23433801@speakverify
      Repository-URI:http://www.example.com/bad-uri/
      Voiceprint-Identifier:johnsmith.voiceprint
```

```
S->C: MRCP/2.0 ... 314168 200 COMPLETE
      Channel-Identifier:32AECB23433801@speakverify
```

11.10. VERIFY

The VERIFY method is used to request that the verifier resource either train/adapt the voiceprint or verify/identify a claimed identity. If the voiceprint is new or was deleted by a previous DELETE-VOICEPRINT method, the VERIFY method trains the voiceprint. If the voiceprint already exists, it is adapted and not retrained by the VERIFY command.

```
C->S: MRCP/2.0 ... VERIFY 543260
      Channel-Identifier:32AECB23433801@speakverify
```

```
S->C: MRCP/2.0 ... 543260 200 IN-PROGRESS
      Channel-Identifier:32AECB23433801@speakverify
```

When the VERIFY request completes, the MRCPv2 server MUST send a VERIFICATION-COMPLETE event to the client.

11.11. VERIFY-FROM-BUFFER

The VERIFY-FROM-BUFFER method directs the verifier resource to verify buffered audio against a voiceprint. Only one VERIFY or VERIFY-FROM-BUFFER method may be active for a verifier resource at a time.

The buffered audio is not consumed by this method and thus VERIFY-FROM-BUFFER may be invoked multiple times by the client to attempt verification against different voiceprints.

For the VERIFY-FROM-BUFFER method, the server MAY optionally return an IN-PROGRESS response before the VERIFICATION-COMplete event.

When the VERIFY-FROM-BUFFER method is invoked and the verification buffer is in use by another resource sharing it, the server MUST return an IN-PROGRESS response and wait until the buffer is available to it. The verification buffer is owned by the verifier resource but is shared with write access from other input resources on the same session. Hence, it is considered to be in use if there is a read or write operation such as a RECORD or RECOGNIZE with the Ver-Buffer-Utterance header field set to "true" on a resource that shares this buffer. Note that if a RECORD or RECOGNIZE method returns with a failure cause code, the VERIFY-FROM-BUFFER request waiting to process that buffer MUST also fail with a Completion-Cause of 005 (buffer-empty).

The following example illustrates the usage of some buffering methods. In this scenario, the client first performed a live verification, but the utterance had been rejected. In the meantime, the utterance is also saved to the audio buffer. Then, another voiceprint is used to do verification against the audio buffer and the utterance is accepted. For the example, we assume both Num-Min-Verification-Phrases and Num-Max-Verification-Phrases are 1.

```
C->S: MRCP/2.0 ... START-SESSION 314161
      Channel-Identifier:32AECB23433801@speakverify
      Verification-Mode:verify
      Adapt-Model:true
      Repository-URI:http://www.example.com/voiceprints
      Voiceprint-Identifier:johnsmith.voiceprint
```

```
S->C: MRCP/2.0 ... 314161 200 COMPLETE
      Channel-Identifier:32AECB23433801@speakverify
```

```
C->S: MRCP/2.0 ... VERIFY 314162
      Channel-Identifier:32AECB23433801@speakverify
      Ver-buffer-utterance:true
```

```
S->C: MRCP/2.0 ... 314162 200 IN-PROGRESS
      Channel-Identifier:32AECB23433801@speakverify
```

S->C: MRCP/2.0 ... VERIFICATION-COMPLETE 314162 COMPLETE
Channel-Identifier:32AECB23433801@spekverify
Completion-Cause:000 success
Content-Type:application/nlsml+xml
Content-Length:...

```
<?xml version="1.0"?>
<result xmlns="urn:ietf:params:xml:ns:mrpv2"
        grammar="What-Grammar-URI">
  <verification-result>
    <voiceprint id="johnsmith">
      <incremental>
        <utterance-length> 500 </utterance-length>
        <device> cellular-phone </device>
        <gender> female </gender>
        <decision> rejected </decision>
        <verification-score> 0.05465 </verification-score>
      </incremental>
      <cumulative>
        <utterance-length> 500 </utterance-length>
        <device> cellular-phone </device>
        <gender> female </gender>
        <decision> rejected </decision>
        <verification-score> 0.05465 </verification-score>
      </cumulative>
    </voiceprint>
  </verification-result>
</result>
```

C->S: MRCP/2.0 ... QUERY-VOICEPRINT 314163
Channel-Identifier:32AECB23433801@spekverify
Repository-URI:http://www.example.com/voiceprints/
Voiceprint-Identifier:johnsmith

S->C: MRCP/2.0 ... 314163 200 COMPLETE
Channel-Identifier:32AECB23433801@spekverify
Repository-URI:http://www.example.com/voiceprints/
Voiceprint-Identifier:johnsmith.voiceprint
Voiceprint-Exists:true

C->S: MRCP/2.0 ... START-SESSION 314164
Channel-Identifier:32AECB23433801@spekverify
Verification-Mode:verify
Adapt-Model:true
Repository-URI:http://www.example.com/voiceprints
Voiceprint-Identifier:marysmith.voiceprint

S->C: MRCP/2.0 ... 314164 200 COMPLETE
Channel-Identifier:32AECB23433801@speakverify

C->S: MRCP/2.0 ... VERIFY-FROM-BUFFER 314165
Channel-Identifier:32AECB23433801@speakverify

S->C: MRCP/2.0 ... 314165 200 IN-PROGRESS
Channel-Identifier:32AECB23433801@speakverify

S->C: MRCP/2.0 ... VERIFICATION-COMPLETE 314165 COMPLETE
Channel-Identifier:32AECB23433801@speakverify
Completion-Cause:000 success
Content-Type:application/nlsml+xml
Content-Length:...

```
<?xml version="1.0"?>
<result xmlns="urn:ietf:params:xml:ns:mrpv2"
        grammar="What-Grammar-URI">
  <verification-result>
    <voiceprint id="marysmith">
      <incremental>
        <utterance-length> 1000 </utterance-length>
        <device> cellular-phone </device>
        <gender> female </gender>
        <decision> accepted </decision>
        <verification-score> 0.98 </verification-score>
      </incremental>
      <cumulative>
        <utterance-length> 1000 </utterance-length>
        <device> cellular-phone </device>
        <gender> female </gender>
        <decision> accepted </decision>
        <verification-score> 0.98 </verification-score>
      </cumulative>
    </voiceprint>
  </verification-result>
</result>
```

C->S: MRCP/2.0 ... END-SESSION 314166
Channel-Identifier:32AECB23433801@speakverify

S->C: MRCP/2.0 ... 314166 200 COMPLETE
Channel-Identifier:32AECB23433801@speakverify

VERIFY-FROM-BUFFER Example

11.12. VERIFY-ROLLBACK

The VERIFY-ROLLBACK method discards the last buffered utterance or discards the last live utterances (when the mode is "train" or "verify"). The client will likely want to invoke this method when the user provides undesirable input such as non-speech noises, side-speech, out-of-grammar utterances, commands, etc. Note that this method does not provide a stack of rollback states. Executing VERIFY-ROLLBACK twice in succession without an intervening recognition operation has no effect on the second attempt.

```
C->S: MRCP/2.0 ... VERIFY-ROLLBACK 314165
      Channel-Identifier:32AECB23433801@speakverify
```

```
S->C: MRCP/2.0 ... 314165 200 COMPLETE
      Channel-Identifier:32AECB23433801@speakverify
```

VERIFY-ROLLBACK Example

11.13. STOP

The STOP method from the client to the server tells the verifier resource to stop the VERIFY or VERIFY-FROM-BUFFER request if one is active. If such a request is active and the STOP request successfully terminated it, then the response header section contains an Active-Request-Id-List header field containing the request-id of the VERIFY or VERIFY-FROM-BUFFER request that was terminated. In this case, no VERIFICATION-COMPLETE event is sent for the terminated request. If there was no verify request active, then the response MUST NOT contain an Active-Request-Id-List header field. Either way, the response MUST contain a status-code of 200 "Success".

The STOP method can carry an Abort-Verification header field, which specifies if the verification result until that point should be discarded or returned. If this header field is not present or if the value is "true", the verification result is discarded and the STOP response does not contain any result data. If the header field is present and its value is "false", the STOP response MUST contain a Completion-Cause header field and carry the Verification result data in its body.

An aborted VERIFY request does an automatic rollback and hence does not affect the cumulative score. A VERIFY request that was stopped with no Abort-Verification header field or with the Abort-Verification header field set to "false" does affect cumulative scores and would need to be explicitly rolled back if the client does not want the verification result considered in the cumulative scores.

The following example assumes a voiceprint identity has already been established.

```
C->S: MRCP/2.0 ... VERIFY 314177
      Channel-Identifier:32AECB23433801@speakverify

S->C: MRCP/2.0 ... 314177 200 IN-PROGRESS
      Channel-Identifier:32AECB23433801@speakverify

C->S: MRCP/2.0 ... STOP 314178
      Channel-Identifier:32AECB23433801@speakverify

S->C: MRCP/2.0 ... 314178 200 COMPLETE
      Channel-Identifier:32AECB23433801@speakverify
      Active-Request-Id-List:314177
```

STOP Verification Example

11.14. START-INPUT-TIMERS

This request is sent from the client to the verifier resource to start the no-input timer, usually once the client has ascertained that any audio prompts to the user have played to completion.

```
C->S: MRCP/2.0 ... START-INPUT-TIMERS 543260
      Channel-Identifier:32AECB23433801@speakverify

S->C: MRCP/2.0 ... 543260 200 COMPLETE
      Channel-Identifier:32AECB23433801@speakverify
```

11.15. VERIFICATION-COMPLETE

The VERIFICATION-COMPLETE event follows a call to VERIFY or VERIFY-FROM-BUFFER and is used to communicate the verification results to the client. The event message body contains only verification results.

```
S->C: MRCP/2.0 ... VERIFICATION-COMPLETE 543259 COMPLETE
      Completion-Cause:000 success
      Content-Type:application/nlsml+xml
      Content-Length:...

      <?xml version="1.0"?>
      <result xmlns="urn:ietf:params:xml:ns:mrpv2"
              grammar="What-Grammar-URI">
        <verification-result>
          <voiceprint id="johnsmith">
```

```
<incremental>
  <utterance-length> 500 </utterance-length>
  <device> cellular-phone </device>
  <gender> male </gender>
  <decision> accepted </decision>
  <verification-score> 0.85 </verification-score>
</incremental>
<cumulative>
  <utterance-length> 1500 </utterance-length>
  <device> cellular-phone </device>
  <gender> male </gender>
  <decision> accepted </decision>
  <verification-score> 0.75 </verification-score>
</cumulative>
</voiceprint>
</verification-result>
</result>
```

11.16. START-OF-INPUT

The START-OF-INPUT event is returned from the server to the client once the server has detected speech. This event is always returned by the verifier resource when speech has been detected, irrespective of whether or not the recognizer and verifier resources share the same session.

```
S->C: MRCP/2.0 ... START-OF-INPUT 543259 IN-PROGRESS
      Channel-Identifier:32AECB23433801@speakverify
```

11.17. CLEAR-BUFFER

The CLEAR-BUFFER method can be used to clear the verification buffer. This buffer is used to buffer speech during recognition, record, or verification operations that may later be used by VERIFY-FROM-BUFFER. As noted before, the buffer associated with the verifier resource is shared by other input resources like recognizers and recorders. Hence, a CLEAR-BUFFER request fails if the verification buffer is in use. This can happen when any one of the input resources that share this buffer has an active read or write operation such as RECORD, RECOGNIZE, or VERIFY with the Ver-Buffer-Utterance header field set to "true".

```
C->S: MRCP/2.0 ... CLEAR-BUFFER 543260
      Channel-Identifier:32AECB23433801@speakverify
```

```
S->C: MRCP/2.0 ... 543260 200 COMPLETE
      Channel-Identifier:32AECB23433801@speakverify
```

11.18. GET-INTERMEDIATE-RESULT

A client can use the GET-INTERMEDIATE-RESULT method to poll for intermediate results of a verification request that is in progress. Invoking this method does not change the state of the resource. The verifier resource collects the accumulated verification results and returns the information in the method response. The message body in the response to a GET-INTERMEDIATE-RESULT REQUEST contains only verification results. The method response MUST NOT contain a Completion-Cause header field as the request is not yet complete. If the resource does not have a verification in progress, the response has a 402 failure status-code and no result in the body.

C->S: MRCP/2.0 ... GET-INTERMEDIATE-RESULT 543260
Channel-Identifier:32AECB23433801@speakverify

S->C: MRCP/2.0 ... 543260 200 COMPLETE
Channel-Identifier:32AECB23433801@speakverify
Content-Type:application/nlsml+xml
Content-Length:...

```
<?xml version="1.0"?>
<result xmlns="urn:ietf:params:xml:ns:mrpv2"
        grammar="What-Grammar-URI">
  <verification-result>
    <voiceprint id="marysmith">
      <incremental>
        <utterance-length> 50 </utterance-length>
        <device> cellular-phone </device>
        <gender> female </gender>
        <decision> undecided </decision>
        <verification-score> 0.85 </verification-score>
      </incremental>
      <cumulative>
        <utterance-length> 150 </utterance-length>
        <device> cellular-phone </device>
        <gender> female </gender>
        <decision> undecided </decision>
        <verification-score> 0.65 </verification-score>
      </cumulative>
    </voiceprint>
  </verification-result>
</result>
```

12. Security Considerations

MRCPv2 is designed to comply with the security-related requirements documented in the SPEECHSC requirements [RFC4313]. Implementers and users of MRCPv2 are strongly encouraged to read the Security Considerations section of [RFC4313], because that document contains discussion of a number of important security issues associated with the utilization of speech as biometric authentication technology, and on the threats against systems which store recorded speech, contain large corpora of voiceprints, and send and receive sensitive information based on voice input to a recognizer or speech output from a synthesizer. Specific security measures employed by MRCPv2 are summarized in the following subsections. See the corresponding sections of this specification for how the security-related machinery is invoked by individual protocol operations.

12.1. Rendezvous and Session Establishment

MRCPv2 control sessions are established as media sessions described by SDP within the context of a SIP dialog. In order to ensure secure rendezvous between MRCPv2 clients and servers, the following are required:

1. The SIP implementation in MRCPv2 clients and servers MUST support SIP digest authentication [RFC3261] and SHOULD employ it.
2. The SIP implementation in MRCPv2 clients and servers MUST support 'sips' URIs and SHOULD employ 'sips' URIs; this includes that clients and servers SHOULD set up TLS [RFC5246] connections.
3. If media stream cryptographic keying is done through SDP (e.g. using [RFC4568]), the MRCPv2 clients and servers MUST employ the 'sips' URI.
4. When TLS is used for SIP, the client MUST verify the identity of the server to which it connects, following the rules and guidelines defined in [RFC5922].

12.2. Control Channel Protection

Sensitive data is carried over the MRCPv2 control channel. This includes things like the output of speech recognition operations, speaker verification results, input to text-to-speech conversion, personally identifying grammars, etc. For this reason, MRCPv2 servers must be properly authenticated, and the control channel must permit the use of both confidentiality and integrity for the data. To ensure control channel protection, MRCPv2 clients and servers MUST support TLS and SHOULD utilize it by default unless alternative

control channel protection is used. When TLS is used, the client MUST verify the identity of the server to which it connects, following the rules and guidelines defined in [RFC4572]. If there are multiple TLS-protected channels between the client and the server, the server MUST NOT send a response to the client over a channel for which the TLS identities of the server or client differ from the channel over which the server received the corresponding request. Alternative control-channel protection MAY be used if desired (e.g., Security Architecture for the Internet Protocol (IPsec) [RFC4301]).

12.3. Media Session Protection

Sensitive data is also carried on media sessions terminating on MRCPv2 servers (the other end of a media channel may or may not be on the MRCPv2 client). This data includes the user's spoken utterances and the output of text-to-speech operations. MRCPv2 servers MUST support a security mechanism for protection of audio media sessions. MRCPv2 clients that originate or consume audio similarly MUST support a security mechanism for protection of the audio. One such mechanism is the Secure Real-time Transport Protocol (SRTP) [RFC3711].

12.4. Indirect Content Access

MRCPv2 employs content indirection extensively. Content may be fetched and/or stored based on URI addressing on systems other than the MRCPv2 client or server. Not all of the stored content is necessarily sensitive (e.g., XML schemas), but the majority generally needs protection, and some indirect content, such as voice recordings and voiceprints, is extremely sensitive and must always be protected. MRCPv2 clients and servers MUST implement HTTPS for indirect content access and SHOULD employ secure access for all sensitive indirect content. Other secure URI schemes such as Secure FTP (FTPS) [RFC4217] MAY also be used. See Section 6.2.15 for the header fields used to transfer cookie information between the MRCPv2 client and server if needed for authentication.

Access to URIs provided by servers introduces risks that need to be considered. Although RFC 6454 [RFC6454] discusses and focuses on a same-origin policy, which MRCPv2 does not restrict URIs to, it still provides an excellent description of the pitfalls of blindly following server-provided URIs in Section 3 of the RFC. Servers also need to be aware that clients could provide URIs to sites designed to tie up the server in long or otherwise problematic document fetches. MRCPv2 servers, and the services they access, MUST always be prepared for the possibility of such a denial-of-service attack.

MRCPv2 makes no inherent assumptions about the lifetime and access controls associated with a URI. For example, if neither authentication nor scheme-specific access controls are used, a leak of the URI is equivalent to a leak of the content. Moreover, MRCPv2 makes no specific demands on the lifetime of a URI. If a server offers a URI and the client takes a long, long time to access that URI, the server may have removed the resource in the interim time period. MRCPv2 deals with this case by using the URI access scheme's 'resource not found' error, such as 404 for HTTPS. How long a server should keep a dynamic resource available is highly application and context dependent. However, the server SHOULD keep the resource available for a reasonable amount of time to make it likely the client will have the resource available when the client needs the resource. Conversely, to mitigate state exhaustion attacks, MRCPv2 servers are not obligated to keep resources and resource state in perpetuity. The server SHOULD delete dynamically generated resources associated with an MRCPv2 session when the session ends.

One method to avoid resource leakage is for the server to use difficult-to-guess, one-time resource URIs. In this instance, there can be only a single access to the underlying resource using the given URI. A downside to this approach is if an attacker uses the URI before the client uses the URI, then the client is denied the resource. Other methods would be to adopt a mechanism similar to the URLAUTH IMAP extension [RFC4467], where the server sets cryptographic checks on URI usage, as well as capabilities for expiration, revocation, and so on. Specifying such a mechanism is beyond the scope of this document.

12.5. Protection of Stored Media

MRCPv2 applications often require the use of stored media. Voice recordings are both stored (e.g., for diagnosis and system tuning), and fetched (for replaying utterances into multiple MRCPv2 resources). Voiceprints are fundamental to the speaker identification and verification functions. This data can be extremely sensitive and can present substantial privacy and impersonation risks if stolen. Systems employing MRCPv2 SHOULD be deployed in ways that minimize these risks. The SPEECHSC requirements RFC [RFC4313] contains a more extensive discussion of these risks and ways they may be mitigated.

12.6. DTMF and Recognition Buffers

DTMF buffers and recognition buffers may grow large enough to exceed the capabilities of a server, and the server **MUST** be prepared to gracefully handle resource consumption. A server **MAY** respond with the appropriate recognition incomplete if the server is in danger of running out of resources.

12.7. Client-Set Server Parameters

In MRCPv2, there are some tasks, such as URI resource fetches, that the server does on behalf of the client. To control this behavior, MRCPv2 has a number of server parameters that a client can configure. With one such parameter, Fetch-Timeout (Section 6.2.12), a malicious client could set a very large value and then request the server to fetch a non-existent document. It is **RECOMMENDED** that servers be cautious about accepting long timeout values or abnormally large values for other client-set parameters.

12.8. DELETE-VOICEPRINT and Authorization

Since this specification does not mandate a specific mechanism for authentication and authorization when requesting DELETE-VOICEPRINT (Section 11.9), there is a risk that an MRCPv2 server may not do such a check for authentication and authorization. In practice, each provider of voice biometric solutions does insist on its own authentication and authorization mechanism, outside of this specification, so this is not likely to be a major problem. If in the future voice biometric providers standardize on such a mechanism, then a future version of MRCP can mandate it.

13. IANA Considerations

13.1. New Registries

This section describes the name spaces (registries) for MRCPv2 that IANA has created and now maintains. Assignment/registration policies are described in RFC 5226 [RFC5226].

13.1.1. MRCPv2 Resource Types

IANA has created a new name space of "MRCPv2 Resource Types". All maintenance within and additions to the contents of this name space **MUST** be according to the "Standards Action" registration policy. The initial contents of the registry, defined in Section 4.2, are given below:

Resource type	Resource description	Reference
-----	-----	-----
speechrecog	Speech Recognizer	[RFC6787]
dtmfrecog	DTMF Recognizer	[RFC6787]
speechsynth	Speech Synthesizer	[RFC6787]
basicsynth	Basic Synthesizer	[RFC6787]
speakverify	Speaker Verifier	[RFC6787]
recorder	Speech Recorder	[RFC6787]

13.1.2. MRCPv2 Methods and Events

IANA has created a new name space of "MRCPv2 Methods and Events". All maintenance within and additions to the contents of this name space MUST be according to the "Standards Action" registration policy. The initial contents of the registry, defined by the "method-name" and "event-name" BNF in Section 15 and explained in Sections 5.2 and 5.5, are given below.

Name	Resource type	Method/Event	Reference
----	-----	-----	-----
SET-PARAMS	Generic	Method	[RFC6787]
GET-PARAMS	Generic	Method	[RFC6787]
SPEAK	Synthesizer	Method	[RFC6787]
STOP	Synthesizer	Method	[RFC6787]
PAUSE	Synthesizer	Method	[RFC6787]
RESUME	Synthesizer	Method	[RFC6787]
BARGE-IN-OCCURRED	Synthesizer	Method	[RFC6787]
CONTROL	Synthesizer	Method	[RFC6787]
DEFINE-LEXICON	Synthesizer	Method	[RFC6787]
DEFINE-GRAMMAR	Recognizer	Method	[RFC6787]
RECOGNIZE	Recognizer	Method	[RFC6787]
INTERPRET	Recognizer	Method	[RFC6787]
GET-RESULT	Recognizer	Method	[RFC6787]
START-INPUT-TIMERS	Recognizer	Method	[RFC6787]
STOP	Recognizer	Method	[RFC6787]
START-PHRASE-ENROLLMENT	Recognizer	Method	[RFC6787]
ENROLLMENT-ROLLBACK	Recognizer	Method	[RFC6787]
END-PHRASE-ENROLLMENT	Recognizer	Method	[RFC6787]
MODIFY-PHRASE	Recognizer	Method	[RFC6787]
DELETE-PHRASE	Recognizer	Method	[RFC6787]
RECORD	Recorder	Method	[RFC6787]
STOP	Recorder	Method	[RFC6787]
START-INPUT-TIMERS	Recorder	Method	[RFC6787]
START-SESSION	Verifier	Method	[RFC6787]
END-SESSION	Verifier	Method	[RFC6787]
QUERY-VOICEPRINT	Verifier	Method	[RFC6787]
DELETE-VOICEPRINT	Verifier	Method	[RFC6787]
VERIFY	Verifier	Method	[RFC6787]

VERIFY-FROM-BUFFER	Verifier	Method	[RFC6787]
VERIFY-ROLLBACK	Verifier	Method	[RFC6787]
STOP	Verifier	Method	[RFC6787]
START-INPUT-TIMERS	Verifier	Method	[RFC6787]
GET-INTERMEDIATE-RESULT	Verifier	Method	[RFC6787]
SPEECH-MARKER	Synthesizer	Event	[RFC6787]
SPEAK-COMPLETE	Synthesizer	Event	[RFC6787]
START-OF-INPUT	Recognizer	Event	[RFC6787]
RECOGNITION-COMPLETE	Recognizer	Event	[RFC6787]
INTERPRETATION-COMPLETE	Recognizer	Event	[RFC6787]
START-OF-INPUT	Recorder	Event	[RFC6787]
RECORD-COMPLETE	Recorder	Event	[RFC6787]
VERIFICATION-COMPLETE	Verifier	Event	[RFC6787]
START-OF-INPUT	Verifier	Event	[RFC6787]

13.1.3. MRCPv2 Header Fields

IANA has created a new name space of "MRCPv2 Header Fields". All maintenance within and additions to the contents of this name space MUST be according to the "Standards Action" registration policy. The initial contents of the registry, defined by the "message-header" BNF in Section 15 and explained in Section 5.1, are given below. Note that the values permitted for the "Vendor-Specific-Parameters" parameter are managed according to a different policy. See Section 13.1.6.

Name	Resource type	Reference
----	-----	-----
Channel-Identifier	Generic	[RFC6787]
Accept	Generic	[RFC2616]
Active-Request-Id-List	Generic	[RFC6787]
Proxy-Sync-Id	Generic	[RFC6787]
Accept-Charset	Generic	[RFC2616]
Content-Type	Generic	[RFC6787]
Content-ID	Generic	
	[RFC2392], [RFC2046], and	[RFC5322]
Content-Base	Generic	[RFC6787]
Content-Encoding	Generic	[RFC6787]
Content-Location	Generic	[RFC6787]
Content-Length	Generic	[RFC6787]
Fetch-Timeout	Generic	[RFC6787]
Cache-Control	Generic	[RFC6787]
Logging-Tag	Generic	[RFC6787]
Set-Cookie	Generic	[RFC6787]
Vendor-Specific	Generic	[RFC6787]
Jump-Size	Synthesizer	[RFC6787]
Kill-On-Barge-In	Synthesizer	[RFC6787]
Speaker-Profile	Synthesizer	[RFC6787]

Completion-Cause	Synthesizer	[RFC6787]
Completion-Reason	Synthesizer	[RFC6787]
Voice-Parameter	Synthesizer	[RFC6787]
Prosody-Parameter	Synthesizer	[RFC6787]
Speech-Marker	Synthesizer	[RFC6787]
Speech-Language	Synthesizer	[RFC6787]
Fetch-Hint	Synthesizer	[RFC6787]
Audio-Fetch-Hint	Synthesizer	[RFC6787]
Failed-URI	Synthesizer	[RFC6787]
Failed-URI-Cause	Synthesizer	[RFC6787]
Speak-Restart	Synthesizer	[RFC6787]
Speak-Length	Synthesizer	[RFC6787]
Load-Lexicon	Synthesizer	[RFC6787]
Lexicon-Search-Order	Synthesizer	[RFC6787]
Confidence-Threshold	Recognizer	[RFC6787]
Sensitivity-Level	Recognizer	[RFC6787]
Speed-Vs-Accuracy	Recognizer	[RFC6787]
N-Best-List-Length	Recognizer	[RFC6787]
Input-Type	Recognizer	[RFC6787]
No-Input-Timeout	Recognizer	[RFC6787]
Recognition-Timeout	Recognizer	[RFC6787]
Waveform-URI	Recognizer	[RFC6787]
Input-Waveform-URI	Recognizer	[RFC6787]
Completion-Cause	Recognizer	[RFC6787]
Completion-Reason	Recognizer	[RFC6787]
Recognizer-Context-Block	Recognizer	[RFC6787]
Start-Input-Timers	Recognizer	[RFC6787]
Speech-Complete-Timeout	Recognizer	[RFC6787]
Speech-Incomplete-Timeout	Recognizer	[RFC6787]
Dtmf-Interdigit-Timeout	Recognizer	[RFC6787]
Dtmf-Term-Timeout	Recognizer	[RFC6787]
Dtmf-Term-Char	Recognizer	[RFC6787]
Failed-URI	Recognizer	[RFC6787]
Failed-URI-Cause	Recognizer	[RFC6787]
Save-Waveform	Recognizer	[RFC6787]
Media-Type	Recognizer	[RFC6787]
New-Audio-Channel	Recognizer	[RFC6787]
Speech-Language	Recognizer	[RFC6787]
Ver-Buffer-Utterance	Recognizer	[RFC6787]
Recognition-Mode	Recognizer	[RFC6787]
Cancel-If-Queue	Recognizer	[RFC6787]
Hotword-Max-Duration	Recognizer	[RFC6787]
Hotword-Min-Duration	Recognizer	[RFC6787]
Interpret-Text	Recognizer	[RFC6787]
Dtmf-Buffer-Time	Recognizer	[RFC6787]
Clear-Dtmf-Buffer	Recognizer	[RFC6787]
Early-No-Match	Recognizer	[RFC6787]
Num-Min-Consistent-Pronunciations	Recognizer	[RFC6787]

Consistency-Threshold	Recognizer	[RFC6787]
Clash-Threshold	Recognizer	[RFC6787]
Personal-Grammar-URI	Recognizer	[RFC6787]
Enroll-Utterance	Recognizer	[RFC6787]
Phrase-ID	Recognizer	[RFC6787]
Phrase-NL	Recognizer	[RFC6787]
Weight	Recognizer	[RFC6787]
Save-Best-Waveform	Recognizer	[RFC6787]
New-Phrase-ID	Recognizer	[RFC6787]
Confusable-Phrases-URI	Recognizer	[RFC6787]
Abort-Phrase-Enrollment	Recognizer	[RFC6787]
Sensitivity-Level	Recorder	[RFC6787]
No-Input-Timeout	Recorder	[RFC6787]
Completion-Cause	Recorder	[RFC6787]
Completion-Reason	Recorder	[RFC6787]
Failed-URI	Recorder	[RFC6787]
Failed-URI-Cause	Recorder	[RFC6787]
Record-URI	Recorder	[RFC6787]
Media-Type	Recorder	[RFC6787]
Max-Time	Recorder	[RFC6787]
Trim-Length	Recorder	[RFC6787]
Final-Silence	Recorder	[RFC6787]
Capture-On-Speech	Recorder	[RFC6787]
Ver-Buffer-Utterance	Recorder	[RFC6787]
Start-Input-Timers	Recorder	[RFC6787]
New-Audio-Channel	Recorder	[RFC6787]
Repository-URI	Verifier	[RFC6787]
Voiceprint-Identifier	Verifier	[RFC6787]
Verification-Mode	Verifier	[RFC6787]
Adapt-Model	Verifier	[RFC6787]
Abort-Model	Verifier	[RFC6787]
Min-Verification-Score	Verifier	[RFC6787]
Num-Min-Verification-Phrases	Verifier	[RFC6787]
Num-Max-Verification-Phrases	Verifier	[RFC6787]
No-Input-Timeout	Verifier	[RFC6787]
Save-Waveform	Verifier	[RFC6787]
Media-Type	Verifier	[RFC6787]
Waveform-URI	Verifier	[RFC6787]
Voiceprint-Exists	Verifier	[RFC6787]
Ver-Buffer-Utterance	Verifier	[RFC6787]
Input-Waveform-URI	Verifier	[RFC6787]
Completion-Cause	Verifier	[RFC6787]
Completion-Reason	Verifier	[RFC6787]
Speech-Complete-Timeout	Verifier	[RFC6787]
New-Audio-Channel	Verifier	[RFC6787]
Abort-Verification	Verifier	[RFC6787]
Start-Input-Timers	Verifier	[RFC6787]
Input-Type	Verifier	[RFC6787]

13.1.4. MRCPv2 Status Codes

IANA has created a new name space of "MRCPv2 Status Codes" with the initial values that are defined in Section 5.4. All maintenance within and additions to the contents of this name space MUST be according to the "Specification Required with Expert Review" registration policy.

13.1.5. Grammar Reference List Parameters

IANA has created a new name space of "Grammar Reference List Parameters". All maintenance within and additions to the contents of this name space MUST be according to the "Specification Required with Expert Review" registration policy. There is only one initial parameter as shown below.

Name	Reference
----	-----
weight	[RFC6787]

13.1.6. MRCPv2 Vendor-Specific Parameters

IANA has created a new name space of "MRCPv2 Vendor-Specific Parameters". All maintenance within and additions to the contents of this name space MUST be according to the "Hierarchical Allocation" registration policy as follows. Each name (corresponding to the "vendor-av-pair-name" ABNF production) MUST satisfy the syntax requirements of Internet Domain Names as described in Section 2.3.1 of RFC 1035 [RFC1035] (and as updated or obsoleted by successive RFCs), with one exception, the order of the domain names is reversed. For example, a vendor-specific parameter "foo" by example.com would have the form "com.example.foo". The first, or top-level domain, is restricted to exactly the set of Top-Level Internet Domains defined by IANA and will be updated by IANA when and only when that set changes. The second-level and all subdomains within the parameter name MUST be allocated according to the "First Come First Served" policy. It is RECOMMENDED that assignment requests adhere to the existing allocations of Internet domain names to organizations, institutions, corporations, etc.

The registry contains a list of vendor-registered parameters, where each defined parameter is associated with a contact person and includes an optional reference to the definition of the parameter, preferably an RFC. The registry is initially empty.

13.2. NLSML-Related Registrations

13.2.1. 'application/nlsml+xml' Media Type Registration

IANA has registered the following media type according to the process defined in RFC 4288 [RFC4288].

To: ietf-types@iana.org

Subject: Registration of media type application/nlsml+xml

MIME media type name: application

MIME subtype name: nlsml+xml

Required parameters: none

Optional parameters:

charset: All of the considerations described in RFC 3023 [RFC3023] also apply to the application/nlsml+xml media type.

Encoding considerations: All of the considerations described in RFC 3023 also apply to the 'application/nlsml+xml' media type.

Security considerations: As with HTML, NLSML documents contain links to other data stores (grammars, verifier resources, etc.). Unlike HTML, however, the data stores are not treated as media to be rendered. Nevertheless, linked files may themselves have security considerations, which would be those of the individual registered types. Additionally, this media type has all of the security considerations described in RFC 3023.

Interoperability considerations: Although an NLSML document is itself a complete XML document, for a fuller interpretation of the content a receiver of an NLSML document may wish to access resources linked to by the document. The inability of an NLSML processor to access or process such linked resources could result in different behavior by the ultimate consumer of the data.

Published specification: RFC 6787

Applications that use this media type: MRCPv2 clients and servers

Additional information: none

Magic number(s): There is no single initial octet sequence that is always present for NLSML files.

Person & email address to contact for further information:
Sarvi Shanmugham, sarvi@cisco.com

Intended usage: This media type is expected to be used only in
conjunction with MRCPv2.

13.3. NLSML XML Schema Registration

IANA has registered and now maintains the following XML Schema.
Information provided follows the template in RFC 3688 [RFC3688].

XML element type: schema

URI: urn:ietf:params:xml:schema:nlsml

Registrant Contact: IESG

XML: See Section 16.1.

13.4. MRCPv2 XML Namespace Registration

IANA has registered and now maintains the following XML Name space.
Information provided follows the template in RFC 3688 [RFC3688].

XML element type: ns

URI: urn:ietf:params:xml:ns:mrCPv2

Registrant Contact: IESG

XML: RFC 6787

13.5. Text Media Type Registrations

IANA has registered the following text media type according to the
process defined in RFC 4288 [RFC4288].

13.5.1. text/grammar-ref-list

To: ietf-types@iana.org

Subject: Registration of media type text/grammar-ref-list

MIME media type name: text

MIME subtype name: text/grammar-ref-list

Required parameters: none

Optional parameters: none

Encoding considerations: Depending on the transfer protocol, a transfer encoding may be necessary to deal with very long lines.

Security considerations: This media type contains URIs that may represent references to external resources. As these resources are assumed to be speech recognition grammars, similar considerations as for the media types 'application/srgs' and 'application/srgs+xml' apply.

Interoperability considerations: '>' must be percent encoded in URIs according to RFC 3986 [RFC3986].

Published specification: The RECOGNIZE method of the MRCP protocol performs a recognition operation that matches input against a set of grammars. When matching against more than one grammar, it is sometimes necessary to use different weights for the individual grammars. These weights are not a property of the grammar resource itself but qualify the reference to that grammar for the particular recognition operation initiated by the RECOGNIZE method. The format of the proposed 'text/grammar-ref-list' media type is as follows:

```
body          = *reference
reference     = "<" uri ">" [parameters] CRLF
parameters   = ";" parameter *( ";" parameter)
parameter    = attribute "=" value
```

This specification currently only defines a 'weight' parameter, but new parameters MAY be added through the "Grammar Reference List Parameters" IANA registry established through this specification. Example:

```
<http://example.com/grammars/field1.gram>
<http://example.com/grammars/field2.gram>;weight="0.85"
<session:field3@form-level.store>;weight="0.9"
<http://example.com/grammars/universals.gram>;weight="0.75"
```

Applications that use this media type: MRCPv2 clients and servers

Additional information: none

Magic number(s): none

Person & email address to contact for further information:
Sarvi Shanmugham, sarvi@cisco.com

Intended usage: This media type is expected to be used only in conjunction with MRCPv2.

13.6. 'session' URI Scheme Registration

IANA has registered the following new URI scheme. The information below follows the template given in RFC 4395 [RFC4395].

URI scheme name: session

Status: Permanent

URI scheme syntax: The syntax of this scheme is identical to that defined for the "cid" scheme in Section 2 of RFC 2392 [RFC2392].

URI scheme semantics: The URI is intended to identify a data resource previously given to the network computing resource. The purpose of this scheme is to permit access to the specific resource for the lifetime of the session with the entity storing the resource. The media type of the resource CAN vary. There is no explicit mechanism for communication of the media type. This scheme is currently widely used internally by existing implementations, and the registration is intended to provide information in the rare (and unfortunate) case that the scheme is used elsewhere. The scheme SHOULD NOT be used for open Internet protocols.

Encoding considerations: There are no other encoding considerations for the 'session' URIs not described in RFC 3986 [RFC3986]

Applications/protocols that use this URI scheme name: This scheme name is used by MRCPv2 clients and servers.

Interoperability considerations: Note that none of the resources are accessible after the MRCPv2 session ends, hence the name of the scheme. For clients who establish one MRCPv2 session only for the entire speech application being implemented, this is sufficient, but clients who create, terminate, and recreate MRCP sessions for performance or scalability reasons will lose access to resources established in the earlier session(s).

Security considerations: Generic security considerations for URIs described in RFC 3986 [RFC3986] apply to this scheme as well. The URIs defined here provide an identification mechanism only. Given that the communication channel between client and server is secure, that the server correctly accesses the resource associated

with the URI, and that the server ensures session-only lifetime and access for each URI, the only additional security issues are those of the types of media referred to by the URI.

Contact: Sarvi Shanmugham, sarvi@cisco.com

Author/Change controller: IESG, iesg@ietf.org

References: This specification, particularly Sections 6.2.7, 8.5.2, 9.5.1, and 9.9.

13.7. SDP Parameter Registrations

IANA has registered the following SDP parameter values. The information for each follows the template given in RFC 4566 [RFC4566], Appendix B.

13.7.1. Sub-Registry "proto"

"TCP/MRCPv2" value of the "proto" parameter

Contact name, email address, and telephone number: Sarvi Shanmugham, sarvi@cisco.com, +1.408.902.3875

Name being registered (as it will appear in SDP): TCP/MRCPv2

Long-form name in English: MCRPv2 over TCP

Type of name: proto

Explanation of name: This name represents the MCRPv2 protocol carried over TCP.

Reference to specification of name: RFC 6787

"TCP/TLS/MRCPv2" value of the "proto" parameter

Contact name, email address, and telephone number: Sarvi Shanmugham, sarvi@cisco.com, +1.408.902.3875

Name being registered (as it will appear in SDP): TCP/TLS/MRCPv2

Long-form name in English: MCRPv2 over TLS over TCP

Type of name: proto

Explanation of name: This name represents the MCRPv2 protocol carried over TLS over TCP.

Reference to specification of name: RFC 6787

13.7.2. Sub-Registry "att-field (media-level)"

"resource" value of the "att-field" parameter

Contact name, email address, and telephone number: Sarvi Shanmugham,
sarvi@cisco.com, +1.408.902.3875

Attribute name (as it will appear in SDP): resource

Long-form attribute name in English: MRCPv2 resource type

Type of attribute: media-level

Subject to charset attribute? no

Explanation of attribute: See Section 4.2 of RFC 6787 for
description and examples.

Specification of appropriate attribute values: See section
Section 13.1.1 of RFC 6787.

"channel" value of the "att-field" parameter

Contact name, email address, and telephone number: Sarvi Shanmugham,
sarvi@cisco.com, +1.408.902.3875

Attribute name (as it will appear in SDP): channel

Long-form attribute name in English: MRCPv2 resource channel
identifier

Type of attribute: media-level

Subject to charset attribute? no

Explanation of attribute: See Section 4.2 of RFC 6787 for
description and examples.

Specification of appropriate attribute values: See Section 4.2 and
the "channel-id" ABNF production rules of RFC 6787.

"cmid" value of the "att-field" parameter

Contact name, email address, and telephone number: Sarvi Shanmugham,
sarvi@cisco.com, +1.408.902.3875

Attribute name (as it will appear in SDP): cmid

Long-form attribute name in English: MRCPv2 resource channel media identifier

Type of attribute: media-level

Subject to charset attribute? no

Explanation of attribute: See Section 4.4 of RFC 6787 for description and examples.

Specification of appropriate attribute values: See Section 4.4 and the "cmid-attribute" ABNF production rules of RFC 6787.

14. Examples

14.1. Message Flow

The following is an example of a typical MRCPv2 session of speech synthesis and recognition between a client and a server. Although the SDP "s=" attribute in these examples has a text description value to assist in understanding the examples, please keep in mind that RFC 3264 [RFC3264] recommends that messages actually put on the wire use a space or a dash.

The figure below illustrates opening a session to the MRCPv2 server. This exchange does not allocate a resource or setup media. It simply establishes a SIP session with the MRCPv2 server.

C->S:

```
INVITE sip:mresources@example.com SIP/2.0
Via:SIP/2.0/TCP client.atlanta.example.com:5060;
  branch=z9hG4bK74bg1
Max-Forwards:6
To:MediaServer <sip:mresources@example.com>
From:sarvi <sip:sarvi@example.com>;tag=1928301774
Call-ID:a84b4c76e66710
CSeq:323123 INVITE
Contact:<sip:sarvi@client.example.com>
Content-Type:application/sdp
Content-Length:...
```

```
v=0
o=sarvi 2614933546 2614933546 IN IP4 192.0.2.12
s=Set up MRCPv2 control and audio
i=Initial contact
c=IN IP4 192.0.2.12
```

S->C:

```
SIP/2.0 200 OK
Via:SIP/2.0/TCP client.atlanta.example.com:5060;
  branch=z9hG4bK74bg1;received=192.0.32.10
To:MediaServer <sip:mresources@example.com>;tag=62784
From:sarvi <sip:sarvi@example.com>;tag=1928301774
Call-ID:a84b4c76e66710
CSeq:323123 INVITE
Contact:<sip:mresources@server.example.com>
Content-Type:application/sdp
Content-Length:...

v=0
o=- 3000000001 3000000001 IN IP4 192.0.2.11
s=Set up MRCPv2 control and audio
i=Initial contact
c=IN IP4 192.0.2.11
```

C->S:

```
ACK sip:mresources@server.example.com SIP/2.0
Via:SIP/2.0/TCP client.atlanta.example.com:5060;
  branch=z9hG4bK74bg2
Max-Forwards:6
To:MediaServer <sip:mresources@example.com>;tag=62784
From: Sarvi <sip:sarvi@example.com>;tag=1928301774
Call-ID:a84b4c76e66710
CSeq:323123 ACK
Content-Length:0
```

The client requests the server to create a synthesizer resource control channel to do speech synthesis. This also adds a media stream to send the generated speech. Note that, in this example, the client requests a new MRCPv2 TCP stream between the client and the server. In the following requests, the client will ask to use the existing connection.

C->S:

```
INVITE sip:mresources@server.example.com SIP/2.0
Via:SIP/2.0/TCP client.atlanta.example.com:5060;
  branch=z9hG4bK74bg3
Max-Forwards:6
To:MediaServer <sip:mresources@example.com>;tag=62784
From:sarvi <sip:sarvi@example.com>;tag=1928301774
Call-ID:a84b4c76e66710
CSeq:323124 INVITE
Contact:<sip:sarvi@client.example.com>
Content-Type:application/sdp
Content-Length:...
```



```
v=0
o=sarvi 2614933546 2614933547 IN IP4 192.0.2.12
s=Set up MRCPv2 control and audio
i=Add TCP channel, synthesizer and one-way audio
c=IN IP4 192.0.2.12
t=0 0
m=application 9 TCP/MRCPv2 1
a=setup:active
a=connection:new
a=resource:speechsynth
a=cmid:1
m=audio 49170 RTP/AVP 0 96
a=rtpmap:0 pcmu/8000
a=rtpmap:96 telephone-event/8000
a=fmtp:96 0-15
a=recvonly
a=mid:1
```

S->C:

```
SIP/2.0 200 OK
Via:SIP/2.0/TCP client.atlanta.example.com:5060;
  branch=z9hG4bK74bg3;received=192.0.32.10
To:MediaServer <sip:mresources@example.com>;tag=62784
From:sarvi <sip:sarvi@example.com>;tag=1928301774
Call-ID:a84b4c76e66710
CSeq:323124 INVITE
Contact:<sip:mresources@server.example.com>
Content-Type:application/sdp
Content-Length:...
```

```
v=0
o=- 3000000001 3000000002 IN IP4 192.0.2.11
s=Set up MRCPv2 control and audio
i=Add TCP channel, synthesizer and one-way audio
c=IN IP4 192.0.2.11
t=0 0
m=application 32416 TCP/MRCPv2 1
a=setup:passive
a=connection:new
a=channel:32AECB23433801@speechsynth
a=cmid:1
m=audio 48260 RTP/AVP 0
a=rtpmap:0 pcmu/8000
a=sendonly
a=mid:1
```

C->S:

```
ACK sip:mresources@server.example.com SIP/2.0
Via:SIP/2.0/TCP client.atlanta.example.com:5060;
  branch=z9hG4bK74bg4
Max-Forwards:6
To:MediaServer <sip:mresources@example.com>;tag=62784
From:Sarvi <sip:sarvi@example.com>;tag=1928301774
Call-ID:a84b4c76e66710
CSeq:323124 ACK
Content-Length:0
```

This exchange allocates an additional resource control channel for a recognizer. Since a recognizer would need to receive an audio stream for recognition, this interaction also updates the audio stream to sendrecv, making it a two-way audio stream.

C->S:

```
INVITE sip:mresources@server.example.com SIP/2.0
Via:SIP/2.0/TCP client.atlanta.example.com:5060;
  branch=z9hG4bK74bg5
Max-Forwards:6
To:MediaServer <sip:mresources@example.com>;tag=62784
From:sarvi <sip:sarvi@example.com>;tag=1928301774
Call-ID:a84b4c76e66710
CSeq:323125 INVITE
Contact:<sip:sarvi@client.example.com>
Content-Type:application/sdp
Content-Length:...
```

```
v=0
o=sarvi 2614933546 2614933548 IN IP4 192.0.2.12
s=Set up MRCPv2 control and audio
i=Add recognizer and duplex the audio
c=IN IP4 192.0.2.12
t=0 0
m=application 9 TCP/MRCPv2 1
a=setup:active
a=connection:existing
a=resource:speechsynth
a=cmid:1
m=audio 49170 RTP/AVP 0 96
a=rtpmap:0 pcmu/8000
a=rtpmap:96 telephone-event/8000
a=fmtp:96 0-15
a=recvonly
a=mid:1
m=application 9 TCP/MRCPv2 1
a=setup:active
```

```
a=connection:existing
a=resource:speechrecog
a=cmid:2
m=audio 49180 RTP/AVP 0 96
a=rtpmap:0 pcmu/8000
a=rtpmap:96 telephone-event/8000
a=fmtp:96 0-15
a=sendonly
a=mid:2
```

S->C:

```
SIP/2.0 200 OK
Via:SIP/2.0/TCP client.atlanta.example.com:5060;
  branch=z9hG4bK74bg5;received=192.0.32.10
To:MediaServer <sip:mresources@example.com>;tag=62784
From:sarvi <sip:sarvi@example.com>;tag=1928301774
Call-ID:a84b4c76e66710
CSeq:323125 INVITE
Contact:<sip:mresources@server.example.com>
Content-Type:application/sdp
Content-Length:...
```

```
v=0
o=- 3000000001 3000000003 IN IP4 192.0.2.11
s=Set up MRCPv2 control and audio
i=Add recognizer and duplex the audio
c=IN IP4 192.0.2.11
t=0 0
m=application 32416 TCP/MRCPv2 1
a=channel:32AECB23433801@speechsynth
a=cmid:1
m=audio 48260 RTP/AVP 0
a=rtpmap:0 pcmu/8000
a=sendonly
a=mid:1
m=application 32416 TCP/MRCPv2 1
a=channel:32AECB23433801@speechrecog
a=cmid:2
m=audio 48260 RTP/AVP 0
a=rtpmap:0 pcmu/8000
a=rtpmap:96 telephone-event/8000
a=fmtp:96 0-15
a=recvonly
a=mid:2
```

C->S:

```
ACK sip:mresources@server.example.com SIP/2.0
Via:SIP/2.0/TCP client.atlanta.example.com:5060;
  branch=z9hG4bK74bg6
Max-Forwards:6
To:MediaServer <sip:mresources@example.com>;tag=62784
From:Sarvi <sip:sarvi@example.com>;tag=1928301774
Call-ID:a84b4c76e66710
CSeq:323125 ACK
Content-Length:0
```

A MRCPv2 SPEAK request initiates speech.

C->S:

```
MRCP/2.0 ... SPEAK 543257
Channel-Identifier:32AECB23433801@speechsynth
Kill-On-Barge-In:false
Voice-gender:neutral
Voice-age:25
Prosody-volume:medium
Content-Type:application/ssml+xml
Content-Length:...

<?xml version="1.0"?>
<speak version="1.0"
  xmlns="http://www.w3.org/2001/10/synthesis"
  xmlns:xsi="http://www.w3.org/2001/XMLSchema-instance"
  xsi:schemaLocation="http://www.w3.org/2001/10/synthesis
http://www.w3.org/TR/speech-synthesis/synthesis.xsd"
  xml:lang="en-US">
  <p>
    <s>You have 4 new messages.</s>
    <s>The first is from Stephanie Williams
      <mark name="Stephanie"/>
      and arrived at <break/>
      <say-as interpret-as="vxml:time">0345p</say-as>.</s>
    <s>The subject is <prosody
      rate="-20%">ski trip</prosody></s>
  </p>
</speak>
```

S->C:

```
MRCP/2.0 ... 543257 200 IN-PROGRESS
Channel-Identifier:32AECB23433801@speechsynth
Speech-Marker:timestamp=857205015059
```

The synthesizer hits the special marker in the message to be spoken and faithfully informs the client of the event.

```
S->C: MRCP/2.0 ... SPEECH-MARKER 543257 IN-PROGRESS
      Channel-Identifier:32AECB23433801@speechsynth
      Speech-Marker:timestamp=857206027059;Stephanie
```

The synthesizer finishes with the SPEAK request.

```
S->C: MRCP/2.0 ... SPEAK-COMplete 543257 COMPLETE
      Channel-Identifier:32AECB23433801@speechsynth
      Speech-Marker:timestamp=857207685213;Stephanie
```

The recognizer is issued a request to listen for the customer choices.

```
C->S: MRCP/2.0 ... RECOGNIZE 543258
      Channel-Identifier:32AECB23433801@speechrecog
      Content-Type:application/srgs+xml
      Content-Length:...
```

```
<?xml version="1.0"?>
<!-- the default grammar language is US English -->
<grammar xmlns="http://www.w3.org/2001/06/grammar"
        xml:lang="en-US" version="1.0" root="request">
<!-- single language attachment to a rule expansion -->
  <rule id="request">
    Can I speak to
    <one-of xml:lang="fr-CA">
      <item>Michel Tremblay</item>
      <item>Andre Roy</item>
    </one-of>
  </rule>
</grammar>
```

```
S->C: MRCP/2.0 ... 543258 200 IN-PROGRESS
      Channel-Identifier:32AECB23433801@speechrecog
```

The client issues the next MRCPv2 SPEAK method.

```
C->S: MRCP/2.0 ... SPEAK 543259
      Channel-Identifier:32AECB23433801@speechsynth
      Kill-On-Barge-In:true
      Content-Type:application/ssml+xml
      Content-Length:...
```

```
<?xml version="1.0"?>
<speak version="1.0"
  xmlns="http://www.w3.org/2001/10/synthesis"
  xmlns:xsi="http://www.w3.org/2001/XMLSchema-instance"
  xsi:schemaLocation="http://www.w3.org/2001/10/synthesis
http://www.w3.org/TR/speech-synthesis/synthesis.xsd"
  xml:lang="en-US">
  <p>
    <s>Welcome to ABC corporation.</s>
    <s>Who would you like to talk to?</s>
  </p>
</speak>
```

```
S->C: MRCP/2.0 ... 543259 200 IN-PROGRESS
Channel-Identifier:32AECB23433801@speechsynth
Speech-Marker:timestamp=857207696314
```

This next section of this ongoing example demonstrates how kill-on-barge-in support works. Since this last SPEAK request had Kill-On-Barge-In set to "true", when the recognizer (the server) generated the START-OF-INPUT event while a SPEAK was active, the client immediately issued a BARGE-IN-OCCURRED method to the synthesizer resource. The speech synthesizer then terminated playback and notified the client. The completion-cause code provided the indication that this was a kill-on-barge-in interruption rather than a normal completion.

Note that, since the recognition and synthesizer resources are in the same session on the same server, to obtain a faster response the server might have internally relayed the start-of-input condition to the synthesizer directly, before receiving the expected BARGE-IN-OCCURRED event. However, any such communication is outside the scope of MRCPv2.

```
S->C: MRCP/2.0 ... START-OF-INPUT 543258 IN-PROGRESS
Channel-Identifier:32AECB23433801@speechrecog
Proxy-Sync-Id:987654321
```

```
C->S: MRCP/2.0 ... BARGE-IN-OCCURRED 543259
Channel-Identifier:32AECB23433801@speechsynth
Proxy-Sync-Id:987654321
```

```
S->C: MRCP/2.0 ... 543259 200 COMPLETE
Channel-Identifier:32AECB23433801@speechsynth
Active-Request-Id-List:543258
Speech-Marker:timestamp=857206096314
```

S->C: MRCP/2.0 ... SPEAK-COMplete 543259 COMPLETE
Channel-Identifier:32AECB23433801@speechsynth
Completion-Cause:001 barge-in
Speech-Marker:timestamp=857207685213

The recognizer resource matched the spoken stream to a grammar and generated results. The result of the recognition is returned by the server as part of the RECOGNITION-COMplete event.

S->C: MRCP/2.0 ... RECOGNITION-COMplete 543258 COMPLETE
Channel-Identifier:32AECB23433801@speechrecog
Completion-Cause:000 success
Waveform-URI:<http://web.media.com/session123/audio.wav>;
size=423523;duration=25432
Content-Type:application/nlsml+xml
Content-Length:...

```
<?xml version="1.0"?>
<result xmlns="urn:ietf:params:xml:ns:mrpv2"
  xmlns:ex="http://www.example.com/example"
  grammar="session:request1@form-level.store">
  <interpretation>
    <instance name="Person">
      <ex:Person>
        <ex:Name> Andre Roy </ex:Name>
      </ex:Person>
    </instance>
    <input> may I speak to Andre Roy </input>
  </interpretation>
</result>
```

Since the client was now finished with the session, including all resources, it issued a SIP BYE request to close the SIP session. This caused all control channels and resources allocated under the session to be deallocated.

C->S: BYE sip:mresources@server.example.com SIP/2.0
Via:SIP/2.0/TCP client.atlanta.example.com:5060;
branch=z9hG4bK74bg7
Max-Forwards:6
From:Sarvi <sip:sarvi@example.com>;tag=1928301774
To:MediaServer <sip:mresources@example.com>;tag=62784
Call-ID:a84b4c76e66710
CSeq:323126 BYE
Content-Length:0

14.2. Recognition Result Examples

14.2.1. Simple ASR Ambiguity

System: To which city will you be traveling?

User: I want to go to Pittsburgh.

```
<?xml version="1.0"?>
<result xmlns="urn:ietf:params:xml:ns:mrpv2"
  xmlns:ex="http://www.example.com/example"
  grammar="http://www.example.com/flight">
  <interpretation confidence="0.6">
    <instance>
      <ex:airline>
        <ex:to_city>Pittsburgh</ex:to_city>
      </ex:airline>
    </instance>
    <input mode="speech">
      I want to go to Pittsburgh
    </input>
  </interpretation>
  <interpretation confidence="0.4">
    <instance>
      <ex:airline>
        <ex:to_city>Stockholm</ex:to_city>
      </ex:airline>
    </instance>
    <input>I want to go to Stockholm</input>
  </interpretation>
</result>
```

14.2.2. Mixed Initiative

System: What would you like?

User: I would like 2 pizzas, one with pepperoni and cheese,
one with sausage and a bottle of coke, to go.

This example includes an order object which in turn contains objects named "food_item", "drink_item", and "delivery_method". The representation assumes there are no ambiguities in the speech or natural language processing. Note that this representation also assumes some level of intra-sentential anaphora resolution, i.e., to resolve the two "one"s as "pizza".

```
<?xml version="1.0"?>
<nl:result xmlns:nl="urn:ietf:params:xml:ns:mrpv2"
  xmlns="http://www.example.com/example"
  grammar="http://www.example.com/foodorder">
```



```

<nl:interpretation confidence="1.0" >
  <nl:instance>
    <order>
      <food_item confidence="1.0">
        <pizza>
          <ingredients confidence="1.0">
            pepperoni
          </ingredients>
        </pizza>
      </food_item>
      <food_item confidence="1.0">
        <pizza>
          <ingredients>sausage</ingredients>
        </pizza>
      </food_item>
      <drink_item confidence="1.0">
        <size>2-liter</size>
      </drink_item>
      <delivery_method>to go</delivery_method>
    </order>
  </nl:instance>
  <nl:input mode="speech">I would like 2 pizzas,
    one with pepperoni and cheese, one with sausage
    and a bottle of coke, to go.
  </nl:input>
</nl:interpretation>
</nl:result>

```

14.2.3. DTMF Input

A combination of DTMF input and speech is represented using nested input elements. For example:

User: My pin is (dtmf 1 2 3 4)

```

<input>
  <input mode="speech" confidence="1.0"
    timestamp-start="2000-04-03T0:00:00"
    timestamp-end="2000-04-03T0:00:01.5">My pin is
  </input>
  <input mode="dtmf" confidence="1.0"
    timestamp-start="2000-04-03T0:00:01.5"
    timestamp-end="2000-04-03T0:00:02.0">1 2 3 4
  </input>
</input>

```

Note that grammars that recognize mixtures of speech and DTMF are not currently possible in SRGS; however, this representation might be needed for other applications of NLSML, and this mixture capability might be introduced in future versions of SRGS.

14.2.4. Interpreting Meta-Dialog and Meta-Task Utterances

Natural language communication makes use of meta-dialog and meta-task utterances. This specification is flexible enough so that meta-utterances can be represented on an application-specific basis without requiring other standard markup.

Here are two examples of how meta-task and meta-dialog utterances might be represented.

System: What toppings do you want on your pizza?

User: What toppings do you have?

```
<interpretation grammar="http://www.example.com/toppings">
  <instance>
    <question>
      <questioned_item>toppings</questioned_item>
      <questioned_property>
        availability
      </questioned_property>
    </question>
  </instance>
  <input mode="speech">
    what toppings do you have?
  </input>
</interpretation>
```

User: slow down.

```
<interpretation grammar="http://www.example.com/generalCommandsGrammar">
  <instance>
    <command>
      <action>reduce speech rate</action>
      <doer>system</doer>
    </command>
  </instance>
  <input mode="speech">slow down</input>
</interpretation>
```

14.2.5. Anaphora and Deixis

This specification can be used on an application-specific basis to represent utterances that contain unresolved anaphoric and deictic references. Anaphoric references, which include pronouns and definite noun phrases that refer to something that was mentioned in the preceding linguistic context, and deictic references, which refer to something that is present in the non-linguistic context, present similar problems in that there may not be sufficient unambiguous linguistic context to determine what their exact role in the interpretation should be. In order to represent unresolved anaphora and deixis using this specification, one strategy would be for the developer to define a more surface-oriented representation that leaves the specific details of the interpretation of the reference open. (This assumes that a later component is responsible for actually resolving the reference).

Example: (ignoring the issue of representing the input from the pointing gesture.)

System: What do you want to drink?

User: I want this. (clicks on picture of large root beer.)

```
<?xml version="1.0"?>
<nl:result xmlns:nl="urn:ietf:params:xml:ns:mrpv2"
  xmlns="http://www.example.com/example"
  grammar="http://www.example.com/beverages.grxml">
  <nl:interpretation>
    <nl:instance>
      <doer>I</doer>
      <action>want</action>
      <object>this</object>
    </nl:instance>
    <nl:input mode="speech">I want this</nl:input>
  </nl:interpretation>
</nl:result>
```

14.2.6. Distinguishing Individual Items from Sets with One Member

For programming convenience, it is useful to be able to distinguish between individual items and sets containing one item in the XML representation of semantic results. For example, a pizza order might consist of exactly one pizza, but a pizza might contain zero or more toppings. Since there is no standard way of marking this distinction directly in XML, in the current framework, the developer is free to adopt any conventions that would convey this information in the XML markup. One strategy would be for the developer to wrap the set of items in a grouping element, as in the following example.

```

<order>
  <pizza>
    <topping-group>
      <topping>mushrooms</topping>
    </topping-group>
  </pizza>
  <drink>coke</drink>
</order>

```

In this example, the programmer can assume that there is supposed to be exactly one pizza and one drink in the order, but the fact that there is only one topping is an accident of this particular pizza order.

Note that the client controls both the grammar and the semantics to be returned upon grammar matches, so the user of MRCPv2 is fully empowered to cause results to be returned in NLSML in such a way that the interpretation is clear to that user.

14.2.7. Extensibility

Extensibility in NLSML is provided via result content flexibility, as described in the discussions of meta-utterances and anaphora. NLSML can easily be used in sophisticated systems to convey application-specific information that more basic systems would not make use of, for example, defining speech acts.

15. ABNF Normative Definition

The following productions make use of the core rules defined in Section B.1 of RFC 5234 [RFC5234].

LWS = [*WSP CRLF] 1*WSP ; linear whitespace

SWS = [LWS] ; sep whitespace

UTF8-NONASCII = %xC0-DF 1UTF8-CONT
 / %xE0-EF 2UTF8-CONT
 / %xF0-F7 3UTF8-CONT
 / %xF8-FB 4UTF8-CONT
 / %xFC-FD 5UTF8-CONT

UTF8-CONT = %x80-BF

UTFCHAR = %x21-7E

/ UTF8-NONASCII

param = *pchar

```

quoted-string  =  SWS DQUOTE *(qdttext / quoted-pair )
                  DQUOTE

qdttext        =  LWS / %x21 / %x23-5B / %x5D-7E
                  /
                  UTF8-NONASCII

quoted-pair    =  "\" (%x00-09 / %x0B-0C / %x0E-7F)

token          =  1*(alphanum / "-" / "." / "!" / "%" / "*"
                  / "_" / "+" / "\" / "'" / "~" )

reserved       =  ";" / "/" / "?" / ":" / "@" / "&" / "="
                  / "+" / "$" / ",",

mark           =  "-" / "_" / "." / "!" / "~" / "*" / "'"
                  / "(" / ")"

unreserved     =  alphanum / mark

pchar          =  unreserved / escaped
                  /
                  ":" / "@" / "&" / "=" / "+" / "$" / ",",

alphanum       =  ALPHA / DIGIT

BOOLEAN        =  "true" / "false"

FLOAT          =  *DIGIT [ "." *DIGIT ]

escaped        =  "%" HEXDIG HEXDIG

fragment       =  *uric

uri            =  [ absoluteURI / relativeURI ]
                  [ "#" fragment ]

absoluteURI    =  scheme ":" ( hier-part / opaque-part )

relativeURI    =  ( net-path / abs-path / rel-path )
                  [ "?" query ]

hier-part      =  ( net-path / abs-path ) [ "?" query ]

net-path       =  "://" authority [ abs-path ]

abs-path       =  "/" path-segments

rel-path       =  rel-segment [ abs-path ]

```

```

rel-segment      = 1*( unreserved / escaped / ";" / "@"
                        / "&" / "=" / "+" / "$" / "," )

opaque-part      = uric-no-slash *uric

uric              = reserved / unreserved / escaped

uric-no-slash    = unreserved / escaped / ";" / "?" / ":"
                        / "@" / "&" / "=" / "+" / "$" / ","

path-segments    = segment *( "/" segment )

segment          = *pchar *( ";" param )

scheme           = ALPHA *( ALPHA / DIGIT / "+" / "-" / "." )

authority        = srvr / reg-name

srvr             = [ [ userinfo "@" ] hostport ]

reg-name         = 1*( unreserved / escaped / "$" / ","
                        / ";" / ":" / "@" / "&" / "=" / "+" )

query           = *uric

userinfo         = ( user ) [ ":" password ] "@"

user            = 1*( unreserved / escaped
                        / user-unreserved )

user-unreserved  = "&" / "=" / "+" / "$" / "," / ";"
                        / "?" / "/"

password        = *( unreserved / escaped
                        / "&" / "=" / "+" / "$" / "," )

hostport        = host [ ":" port ]

host            = hostname / IPv4address / IPv6reference

hostname        = *( domainlabel "." ) toplabel [ "." ]

domainlabel     = alphanum / alphanum *( alphanum / "-" )
                        alphanum

toplabel        = ALPHA / ALPHA *( alphanum / "-" )
                        alphanum

```

```
IPv4address      = 1*3DIGIT "." 1*3DIGIT "." 1*3DIGIT "."
                  1*3DIGIT

IPv6reference    = "[" IPv6address "]"

IPv6address      = hexpart [ ":" IPv4address ]

hexpart          = hexseq / hexseq "::" [ hexseq ] / "::"
                  [ hexseq ]

hexseq           = hex4 *( ":" hex4)

hex4             = 1*4HEXDIG

port             = 1*19DIGIT

; generic-message is the top-level rule

generic-message  = start-line message-header CRLF
                  [ message-body ]

message-body     = *OCTET

start-line       = request-line / response-line / event-line

request-line     = mrcp-version SP message-length SP method-name
                  SP request-id CRLF

response-line    = mrcp-version SP message-length SP request-id
                  SP status-code SP request-state CRLF

event-line       = mrcp-version SP message-length SP event-name
                  SP request-id SP request-state CRLF

method-name      = generic-method
                  / synthesizer-method
                  / recognizer-method
                  / recorder-method
                  / verifier-method

generic-method   = "SET-PARAMS"
                  / "GET-PARAMS"

request-state    = "COMPLETE"
                  / "IN-PROGRESS"
                  / "PENDING"
```

```
event-name      = synthesizer-event
                  / recognizer-event
                  / recorder-event
                  / verifier-event

message-header  = 1*(generic-header / resource-header / generic-field)

generic-field   = field-name ":" [ field-value ]
field-name     = token
field-value    = *LWS field-content *( CRLF 1*LWS field-content )
field-content  = <the OCTETs making up the field-value
                  and consisting of either *TEXT or combinations
                  of token, separators, and quoted-string>

resource-header = synthesizer-header
                  / recognizer-header
                  / recorder-header
                  / verifier-header

generic-header  = channel-identifier
                  / accept
                  / active-request-id-list
                  / proxy-sync-id
                  / accept-charset
                  / content-type
                  / content-id
                  / content-base
                  / content-encoding
                  / content-location
                  / content-length
                  / fetch-timeout
                  / cache-control
                  / logging-tag
                  / set-cookie
                  / vendor-specific

; -- content-id is as defined in RFC 2392, RFC 2046 and RFC 5322
; -- accept and accept-charset are as defined in RFC 2616

mrcp-version    = "MRCP" "/" 1*2DIGIT "." 1*2DIGIT

message-length  = 1*19DIGIT

request-id      = 1*10DIGIT

status-code     = 3DIGIT
```



```
channel-identifier = "Channel-Identifier" ":"  
                    channel-id CRLF  
  
channel-id         = 1*alphanum "@" 1*alphanum  
  
active-request-id-list = "Active-Request-Id-List" ":"  
                        request-id *("," request-id) CRLF  
  
proxy-sync-id     = "Proxy-Sync-Id" ":" 1*VCHAR CRLF  
  
content-base      = "Content-Base" ":" absoluteURI CRLF  
  
content-length    = "Content-Length" ":" 1*19DIGIT CRLF  
  
content-type      = "Content-Type" ":" media-type-value CRLF  
  
media-type-value  = type "/" subtype *( ";" parameter )  
  
type              = token  
  
subtype          = token  
  
parameter        = attribute "=" value  
  
attribute         = token  
  
value            = token / quoted-string  
  
content-encoding  = "Content-Encoding" ":"  
                    *WSP content-coding  
                    *( *WSP "," *WSP content-coding *WSP )  
                    CRLF  
  
content-coding    = token  
  
content-location  = "Content-Location" ":"  
                    ( absoluteURI / relativeURI ) CRLF  
  
cache-control     = "Cache-Control" ":"  
                    [*WSP cache-directive  
                    *( *WSP "," *WSP cache-directive *WSP )]  
                    CRLF  
  
fetch-timeout     = "Fetch-Timeout" ":" 1*19DIGIT CRLF  
  
cache-directive   = "max-age" "=" delta-seconds  
                    / "max-stale" ["=" delta-seconds ]  
                    / "min-fresh" "=" delta-seconds
```

```

delta-seconds      = 1*19DIGIT

logging-tag        = "Logging-Tag" ":" 1*UTFCHAR CRLF

vendor-specific    = "Vendor-Specific-Parameters" ":"
                    [vendor-specific-av-pair
                    *( ";" vendor-specific-av-pair)] CRLF

vendor-specific-av-pair = vendor-av-pair-name "="
                        value

vendor-av-pair-name      = 1*UTFCHAR

set-cookie          = "Set-Cookie:" SP set-cookie-string
set-cookie-string    = cookie-pair *( ";" SP cookie-av )
cookie-pair          = cookie-name "=" cookie-value
cookie-name          = token
cookie-value         = *cookie-octet / ( DQUOTE *cookie-octet DQUOTE )
cookie-octet         = %x21 / %x23-2B / %x2D-3A / %x3C-5B / %x5D-7E
token                = <token, defined in [RFC2616], Section 2.2>

cookie-av           = expires-av / max-age-av / domain-av /
                    path-av / secure-av / httponly-av /
                    extension-av / age-av
expires-av           = "Expires=" sane-cookie-date
sane-cookie-date     = <rfc1123-date, defined in [RFC2616], Section 3.3.1>
max-age-av           = "Max-Age=" non-zero-digit *DIGIT
non-zero-digit       = %x31-39
domain-av            = "Domain=" domain-value
domain-value         = <subdomain>
path-av              = "Path=" path-value
path-value           = <any CHAR except CTLs or ";">
secure-av            = "Secure"
httponly-av          = "HttpOnly"
extension-av         = <any CHAR except CTLs or ";">
age-av               = "Age=" delta-seconds

; Synthesizer ABNF

synthesizer-method   = "SPEAK"
                    / "STOP"
                    / "PAUSE"
                    / "RESUME"
                    / "BARGE-IN-OCCURRED"
                    / "CONTROL"
                    / "DEFINE-LEXICON"

```

```
synthesizer-event      = "SPEECH-MARKER"  
                        / "SPEAK-COMPLETE"  
  
synthesizer-header     = jump-size  
                        / kill-on-barge-in  
                        / speaker-profile  
                        / completion-cause  
                        / completion-reason  
                        / voice-parameter  
                        / prosody-parameter  
                        / speech-marker  
                        / speech-language  
                        / fetch-hint  
                        / audio-fetch-hint  
                        / failed-uri  
                        / failed-uri-cause  
                        / speak-restart  
                        / speak-length  
                        / load-lexicon  
                        / lexicon-search-order  
  
jump-size              = "Jump-Size" ":" speech-length-value CRLF  
  
speech-length-value    = numeric-speech-length  
                        / text-speech-length  
  
text-speech-length     = 1*UTFCHAR SP "Tag"  
  
numeric-speech-length  = ("+" / "-") positive-speech-length  
  
positive-speech-length = 1*19DIGIT SP numeric-speech-unit  
  
numeric-speech-unit    = "Second"  
                        / "Word"  
                        / "Sentence"  
                        / "Paragraph"  
  
kill-on-barge-in       = "Kill-On-Barge-In" ":" BOOLEAN  
                        CRLF  
  
speaker-profile        = "Speaker-Profile" ":" uri CRLF  
  
completion-cause       = "Completion-Cause" ":" cause-code SP  
                        cause-name CRLF  
cause-code             = 3DIGIT  
cause-name             = *VCHAR
```

completion-reason = "Completion-Reason" ":"
quoted-string CRLF

voice-parameter = voice-gender
/ voice-age
/ voice-variant
/ voice-name

voice-gender = "Voice-Gender:" voice-gender-value CRLF

voice-gender-value = "male"
/ "female"
/ "neutral"

voice-age = "Voice-Age:" 1*3DIGIT CRLF

voice-variant = "Voice-Variant:" 1*19DIGIT CRLF

voice-name = "Voice-Name:"
1*UTFCHAR *(1*WSP 1*UTFCHAR) CRLF

prosody-parameter = "Prosody-" prosody-param-name ":"
prosody-param-value CRLF

prosody-param-name = 1*VCHAR

prosody-param-value = 1*VCHAR

timestamp = "timestamp" "=" time-stamp-value

time-stamp-value = 1*20DIGIT

speech-marker = "Speech-Marker" ":"
timestamp
[";" 1*(UTFCHAR / %x20)] CRLF

speech-language = "Speech-Language" ":" 1*VCHAR CRLF

fetch-hint = "Fetch-Hint" ":" ("prefetch" / "safe") CRLF

audio-fetch-hint = "Audio-Fetch-Hint" ":"
("prefetch" / "safe" / "stream") CRLF

failed-uri = "Failed-URI" ":" absoluteURI CRLF

failed-uri-cause = "Failed-URI-Cause" ":" 1*UTFCHAR CRLF

speak-restart = "Speak-Restart" ":" BOOLEAN CRLF

```
speak-length          = "Speak-Length" ":" positive-length-value
                        CRLF

positive-length-value  = positive-speech-length
                        / text-speech-length

load-lexicon          = "Load-Lexicon" ":" BOOLEAN CRLF

lexicon-search-order  = "Lexicon-Search-Order" ":"
                        "<" absoluteURI ">" *(" " "<" absoluteURI ">") CRLF

; Recognizer ABNF

recognizer-method      = recog-only-method
                        / enrollment-method

recog-only-method      = "DEFINE-GRAMMAR"
                        / "RECOGNIZE"
                        / "INTERPRET"
                        / "GET-RESULT"
                        / "START-INPUT-TIMERS"
                        / "STOP"

enrollment-method      = "START-PHRASE-ENROLLMENT"
                        / "ENROLLMENT-ROLLBACK"
                        / "END-PHRASE-ENROLLMENT"
                        / "MODIFY-PHRASE"
                        / "DELETE-PHRASE"

recognizer-event       = "START-OF-INPUT"
                        / "RECOGNITION-COMPLETE"
                        / "INTERPRETATION-COMPLETE"

recognizer-header      = recog-only-header
                        / enrollment-header

recog-only-header      = confidence-threshold
                        / sensitivity-level
                        / speed-vs-accuracy
                        / n-best-list-length
                        / input-type
                        / no-input-timeout
                        / recognition-timeout
                        / waveform-uri
                        / input-waveform-uri
                        / completion-cause
                        / completion-reason
                        / recognizer-context-block
```

```

/ start-input-timers
/ speech-complete-timeout
/ speech-incomplete-timeout
/ dtmf-interdigit-timeout
/ dtmf-term-timeout
/ dtmf-term-char
/ failed-uri
/ failed-uri-cause
/ save-waveform
/ media-type
/ new-audio-channel
/ speech-language
/ ver-buffer-utterance
/ recognition-mode
/ cancel-if-queue
/ hotword-max-duration
/ hotword-min-duration
/ interpret-text
/ dtmf-buffer-time
/ clear-dtmf-buffer
/ early-no-match

enrollment-header = num-min-consistent-pronunciations
/ consistency-threshold
/ clash-threshold
/ personal-grammar-uri
/ enroll-utterance
/ phrase-id
/ phrase-nl
/ weight
/ save-best-waveform
/ new-phrase-id
/ confusable-phrases-uri
/ abort-phrase-enrollment

confidence-threshold = "Confidence-Threshold" ":"
FLOAT CRLF

sensitivity-level = "Sensitivity-Level" ":" FLOAT
CRLF

speed-vs-accuracy = "Speed-Vs-Accuracy" ":" FLOAT
CRLF

n-best-list-length = "N-Best-List-Length" ":" 1*19DIGIT
CRLF

input-type = "Input-Type" ":" inputs CRLF

```

```
inputs                = "speech" / "dtmf"

no-input-timeout      = "No-Input-Timeout" ":" 1*19DIGIT
                        CRLF

recognition-timeout   = "Recognition-Timeout" ":" 1*19DIGIT
                        CRLF

waveform-uri          = "Waveform-URI" ":" ["<" uri ">"
                        ";" "size" "=" 1*19DIGIT
                        ";" "duration" "=" 1*19DIGIT] CRLF

recognizer-context-block = "Recognizer-Context-Block" ":"
                        [1*VCHAR] CRLF

start-input-timers    = "Start-Input-Timers" ":"
                        BOOLEAN CRLF

speech-complete-timeout = "Speech-Complete-Timeout" ":"
                        1*19DIGIT CRLF

speech-incomplete-timeout = "Speech-Incomplete-Timeout" ":"
                        1*19DIGIT CRLF

dtmf-interdigit-timeout = "DTMF-Interdigit-Timeout" ":"
                        1*19DIGIT CRLF

dtmf-term-timeout     = "DTMF-Term-Timeout" ":" 1*19DIGIT
                        CRLF

dtmf-term-char        = "DTMF-Term-Char" ":" VCHAR CRLF

save-waveform         = "Save-Waveform" ":" BOOLEAN CRLF

new-audio-channel     = "New-Audio-Channel" ":"
                        BOOLEAN CRLF

recognition-mode      = "Recognition-Mode" ":"
                        "normal" / "hotword" CRLF

cancel-if-queue       = "Cancel-If-Queue" ":" BOOLEAN CRLF

hotword-max-duration  = "Hotword-Max-Duration" ":"
                        1*19DIGIT CRLF

hotword-min-duration  = "Hotword-Min-Duration" ":"
                        1*19DIGIT CRLF
```

```
interpret-text      = "Interpret-Text" ":" 1*VCHAR CRLF
dtmf-buffer-time    = "DTMF-Buffer-Time" ":" 1*19DIGIT CRLF
clear-dtmf-buffer   = "Clear-DTMF-Buffer" ":" BOOLEAN CRLF
early-no-match      = "Early-No-Match" ":" BOOLEAN CRLF
num-min-consistent-pronunciations =
    "Num-Min-Consistent-Pronunciations" ":" 1*19DIGIT CRLF
consistency-threshold = "Consistency-Threshold" ":" FLOAT
                        CRLF
clash-threshold      = "Clash-Threshold" ":" FLOAT CRLF
personal-grammar-uri = "Personal-Grammar-URI" ":" uri CRLF
enroll-utterance     = "Enroll-Utterance" ":" BOOLEAN CRLF
phrase-id            = "Phrase-ID" ":" 1*VCHAR CRLF
phrase-nl            = "Phrase-NL" ":" 1*UTFCHAR CRLF
weight              = "Weight" ":" FLOAT CRLF
save-best-waveform   = "Save-Best-Waveform" ":"
                        BOOLEAN CRLF
new-phrase-id        = "New-Phrase-ID" ":" 1*VCHAR CRLF
confusable-phrases-uri = "Confusable-Phrases-URI" ":"
                        uri CRLF
abort-phrase-enrollment = "Abort-Phrase-Enrollment" ":"
                        BOOLEAN CRLF

; Recorder ABNF

recorder-method      = "RECORD"
                        / "STOP"
                        / "START-INPUT-TIMERS"
recorder-event       = "START-OF-INPUT"
                        / "RECORD-COMPLETE"
```



```

recorder-header      =  sensitivity-level
                        /  no-input-timeout
                        /  completion-cause
                        /  completion-reason
                        /  failed-uri
                        /  failed-uri-cause
                        /  record-uri
                        /  media-type
                        /  max-time
                        /  trim-length
                        /  final-silence
                        /  capture-on-speech
                        /  ver-buffer-utterance
                        /  start-input-timers
                        /  new-audio-channel

record-uri            =  "Record-URI" ":" [ "<" uri ">"
                        ";" "size" "=" 1*19DIGIT
                        ";" "duration" "=" 1*19DIGIT] CRLF

media-type            =  "Media-Type" ":" media-type-value CRLF

max-time              =  "Max-Time" ":" 1*19DIGIT CRLF

trim-length           =  "Trim-Length" ":" 1*19DIGIT CRLF

final-silence         =  "Final-Silence" ":" 1*19DIGIT CRLF

capture-on-speech     =  "Capture-On-Speech " ":"
                        BOOLEAN CRLF

; Verifier ABNF

verifier-method       =  "START-SESSION"
                        /  "END-SESSION"
                        /  "QUERY-VOICEPRINT"
                        /  "DELETE-VOICEPRINT"
                        /  "VERIFY"
                        /  "VERIFY-FROM-BUFFER"
                        /  "VERIFY-ROLLBACK"
                        /  "STOP"
                        /  "CLEAR-BUFFER"
                        /  "START-INPUT-TIMERS"
                        /  "GET-INTERMEDIATE-RESULT"

verifier-event        =  "VERIFICATION-COMPLETE"
                        /  "START-OF-INPUT"

```

```
verifier-header      = repository-uri
                      / voiceprint-identifier
                      / verification-mode
                      / adapt-model
                      / abort-model
                      / min-verification-score
                      / num-min-verification-phrases
                      / num-max-verification-phrases
                      / no-input-timeout
                      / save-waveform
                      / media-type
                      / waveform-uri
                      / voiceprint-exists
                      / ver-buffer-utterance
                      / input-waveform-uri
                      / completion-cause
                      / completion-reason
                      / speech-complete-timeout
                      / new-audio-channel
                      / abort-verification
                      / start-input-timers
                      / input-type

repository-uri       = "Repository-URI" ":" uri CRLF

voiceprint-identifier = "Voiceprint-Identifier" ":"
                        vid *[";" vid] CRLF
vid                  = 1*VCHAR ["." 1*VCHAR]

verification-mode    = "Verification-Mode" ":"
                        verification-mode-string

verification-mode-string = "train" / "verify"

adapt-model          = "Adapt-Model" ":" BOOLEAN CRLF

abort-model          = "Abort-Model" ":" BOOLEAN CRLF

min-verification-score = "Min-Verification-Score" ":"
                        [ %x2D ] FLOAT CRLF

num-min-verification-phrases = "Num-Min-Verification-Phrases"
                        ":" 1*19DIGIT CRLF

num-max-verification-phrases = "Num-Max-Verification-Phrases"
                        ":" 1*19DIGIT CRLF
```

```

voiceprint-exists      =  "Voiceprint-Exists" ":"
                          BOOLEAN CRLF

ver-buffer-utterance   =  "Ver-Buffer-Utterance" ":"
                          BOOLEAN CRLF

input-waveform-uri     =  "Input-Waveform-URI" ":" uri CRLF

abort-verification     =  "Abort-Verification " ":"
                          BOOLEAN CRLF

```

The following productions add a new SDP session-level attribute. See Paragraph 5.

```

cmid-attribute         =  "a=cmid:" identification-tag

identification-tag     =  token

```

16. XML Schemas

16.1. NLSML Schema Definition

```

<?xml version="1.0" encoding="UTF-8"?>
<xs:schema xmlns:xs="http://www.w3.org/2001/XMLSchema"
            targetNamespace="urn:ietf:params:xml:ns:mrpv2"
            xmlns="urn:ietf:params:xml:ns:mrpv2"
            elementFormDefault="qualified"
            attributeFormDefault="unqualified" >
  <xs:annotation>
    <xs:documentation> Natural Language Semantic Markup Schema
    </xs:documentation>
  </xs:annotation>
  <xs:include schemaLocation="enrollment-schema.rng"/>
  <xs:include schemaLocation="verification-schema.rng"/>
  <xs:element name="result">
    <xs:complexType>
      <xs:sequence>
        <xs:element name="interpretation" maxOccurs="unbounded">
          <xs:complexType>
            <xs:sequence>
              <xs:element name="instance">
                <xs:complexType mixed="true">
                  <xs:sequence minOccurs="0">
                    <xs:any namespace="##other" processContents="lax"/>
                  </xs:sequence>
                </xs:complexType>
              </xs:element>
              <xs:element name="input" minOccurs="0">

```

```
<xs:complexType mixed="true">
  <xs:choice>
    <xs:element name="noinput" minOccurs="0"/>
    <xs:element name="nomatch" minOccurs="0"/>
    <xs:element name="input" minOccurs="0"/>
  </xs:choice>
  <xs:attribute name="mode"
    type="xs:string"
    default="speech"/>
  <xs:attribute name="confidence"
    type="confidenceinfo"
    default="1.0"/>
  <xs:attribute name="timestamp-start"
    type="xs:string"/>
  <xs:attribute name="timestamp-end"
    type="xs:string"/>
</xs:complexType>
</xs:element>
</xs:sequence>
<xs:attribute name="confidence" type="confidenceinfo"
  default="1.0"/>
<xs:attribute name="grammar" type="xs:anyURI"
  use="optional"/>
</xs:complexType>
</xs:element>
<xs:element name="enrollment-result"
  type="enrollment-content"/>
<xs:element name="verification-result"
  type="verification-content"/>
</xs:sequence>
<xs:attribute name="grammar" type="xs:anyURI"
  use="optional"/>
</xs:complexType>
</xs:element>

<xs:simpleType name="confidenceinfo">
  <xs:restriction base="xs:float">
    <xs:minInclusive value="0.0"/>
    <xs:maxInclusive value="1.0"/>
  </xs:restriction>
</xs:simpleType>
</xs:schema>
```

16.2. Enrollment Results Schema Definition

```
<?xml version="1.0" encoding="UTF-8"?>

<!-- MRCP Enrollment Schema
(See http://www.oasis-open.org/committees/relax-ng/spec.html)
-->

<grammar datatypeLibrary="http://www.w3.org/2001/XMLSchema-datatypes"
        ns="urn:ietf:params:xml:ns:mrpv2"
        xmlns="http://relaxng.org/ns/structure/1.0">

  <start>
    <element name="enrollment-result">
      <ref name="enrollment-content"/>
    </element>
  </start>

  <define name="enrollment-content">
    <interleave>
      <element name="num-clashes">
        <data type="nonNegativeInteger"/>
      </element>
      <element name="num-good-repetitions">
        <data type="nonNegativeInteger"/>
      </element>
      <element name="num-repetitions-still-needed">
        <data type="nonNegativeInteger"/>
      </element>
      <element name="consistency-status">
        <choice>
          <value>consistent</value>
          <value>inconsistent</value>
          <value>undecided</value>
        </choice>
      </element>
      <optional>
        <element name="clash-phrases">
          <oneOrMore>
            <element name="item">
              <data type="token"/>
            </element>
          </oneOrMore>
        </element>
      </optional>
      <optional>
        <element name="transcriptions">
          <oneOrMore>
```

```

        <element name="item">
            <text/>
        </element>
    </oneOrMore>
</element>
</optional>
<optional>
    <element name="confusable-phrases">
        <oneOrMore>
            <element name="item">
                <text/>
            </element>
        </oneOrMore>
    </element>
</optional>
</interleave>
</define>

```

```
</grammar>
```

16.3. Verification Results Schema Definition

```
<?xml version="1.0" encoding="UTF-8"?>
```

```

<!--      MRCP Verification Results Schema
          (See http://www.oasis-open.org/committees/relax-ng/spec.html)
-->

```

```

<grammar datatypeLibrary="http://www.w3.org/2001/XMLSchema-datatypes"
  ns="urn:ietf:params:xml:ns:mrpv2"
  xmlns="http://relaxng.org/ns/structure/1.0">

```

```

    <start>
        <element name="verification-result">
            <ref name="verification-content"/>
        </element>
    </start>

    <define name="verification-content">
        <element name="voiceprint">
            <ref name="firstVoiceprintContent"/>
        </element>
        <zeroOrMore>
            <element name="voiceprint">
                <ref name="restVoiceprintContent"/>
            </element>
        </zeroOrMore>
    </define>

```

```
<define name="firstVoiceprintContent">
  <attribute name="id">
    <data type="string"/>
  </attribute>
  <interleave>
    <optional>
      <element name="adapted">
        <data type="boolean"/>
      </element>
    </optional>
    <optional>
      <element name="needmoredata">
        <ref name="needmoredataContent"/>
      </element>
    </optional>
    <optional>
      <element name="incremental">
        <ref name="firstCommonContent"/>
      </element>
    </optional>
    <element name="cumulative">
      <ref name="firstCommonContent"/>
    </element>
  </interleave>
</define>

<define name="restVoiceprintContent">
  <attribute name="id">
    <data type="string"/>
  </attribute>
  <element name="cumulative">
    <ref name="restCommonContent"/>
  </element>
</define>

<define name="firstCommonContent">
  <interleave>
    <element name="decision">
      <ref name="decisionContent"/>
    </element>
    <optional>
      <element name="utterance-length">
        <ref name="utterance-lengthContent"/>
      </element>
    </optional>
    <optional>
      <element name="device">
        <ref name="deviceContent"/>
      </element>
    </optional>
  </interleave>
</define>
```

```
        </element>
      </optional>
    </optional>
    <element name="gender">
      <ref name="genderContent"/>
    </element>
  </optional>
  <zeroOrMore>
    <element name="verification-score">
      <ref name="verification-scoreContent"/>
    </element>
  </zeroOrMore>
</interleave>
</define>

<define name="restCommonContent">
  <interleave>
    <optional>
      <element name="decision">
        <ref name="decisionContent"/>
      </element>
    </optional>
    <optional>
      <element name="device">
        <ref name="deviceContent"/>
      </element>
    </optional>
    <optional>
      <element name="gender">
        <ref name="genderContent"/>
      </element>
    </optional>
    <zeroOrMore>
      <element name="verification-score">
        <ref name="verification-scoreContent"/>
      </element>
    </zeroOrMore>
  </interleave>
</define>

<define name="decisionContent">
  <choice>
    <value>accepted</value>
    <value>rejected</value>
    <value>undecided</value>
  </choice>
</define>
```



```
<define name="needmoredataContent">
  <data type="boolean"/>
</define>

<define name="utterance-lengthContent">
  <data type="nonNegativeInteger"/>
</define>

<define name="deviceContent">
  <choice>
    <value>cellular-phone</value>
    <value>electret-phone</value>
    <value>carbon-button-phone</value>
    <value>unknown</value>
  </choice>
</define>

<define name="genderContent">
  <choice>
    <value>male</value>
    <value>female</value>
    <value>unknown</value>
  </choice>
</define>

<define name="verification-scoreContent">
  <data type="float">
    <param name="minInclusive">-1</param>
    <param name="maxInclusive">1</param>
  </data>
</define>

</grammar>
```

17. References

17.1. Normative References

- [ISO.8859-1.1987] International Organization for Standardization, "Information technology - 8-bit single byte coded graphic - character sets - Part 1: Latin alphabet No. 1, JTC1/SC2", ISO Standard 8859-1, 1987.
- [RFC0793] Postel, J., "Transmission Control Protocol", STD 7, RFC 793, September 1981.
- [RFC1035] Mockapetris, P., "Domain names - implementation and specification", STD 13, RFC 1035, November 1987.
- [RFC2119] Bradner, S., "Key words for use in RFCs to Indicate Requirement Levels", BCP 14, RFC 2119, March 1997.
- [RFC2326] Schulzrinne, H., Rao, A., and R. Lanphier, "Real Time Streaming Protocol (RTSP)", RFC 2326, April 1998.
- [RFC2392] Levinson, E., "Content-ID and Message-ID Uniform Resource Locators", RFC 2392, August 1998.
- [RFC2483] Mealling, M. and R. Daniel, "URI Resolution Services Necessary for URN Resolution", RFC 2483, January 1999.
- [RFC2616] Fielding, R., Gettys, J., Mogul, J., Frystyk, H., Masinter, L., Leach, P., and T. Berners-Lee, "Hypertext Transfer Protocol -- HTTP/1.1", RFC 2616, June 1999.
- [RFC3023] Murata, M., St. Laurent, S., and D. Kohn, "XML Media Types", RFC 3023, January 2001.
- [RFC3261] Rosenberg, J., Schulzrinne, H., Camarillo, G., Johnston, A., Peterson, J., Sparks, R., Handley, M., and E. Schooler, "SIP: Session Initiation Protocol", RFC 3261, June 2002.
- [RFC3264] Rosenberg, J. and H. Schulzrinne, "An Offer/Answer Model with Session Description Protocol (SDP)", RFC 3264, June 2002.
- [RFC3550] Schulzrinne, H., Casner, S., Frederick, R., and V. Jacobson, "RTP: A Transport Protocol for Real-Time Applications", STD 64, RFC 3550, July 2003.

- [RFC3629] Yergeau, F., "UTF-8, a transformation format of ISO 10646", STD 63, RFC 3629, November 2003.
- [RFC3688] Mealling, M., "The IETF XML Registry", BCP 81, RFC 3688, January 2004.
- [RFC3711] Baugher, M., McGrew, D., Naslund, M., Carrara, E., and K. Norrman, "The Secure Real-time Transport Protocol (SRTP)", RFC 3711, March 2004.
- [RFC3986] Berners-Lee, T., Fielding, R., and L. Masinter, "Uniform Resource Identifier (URI): Generic Syntax", STD 66, RFC 3986, January 2005.
- [RFC4145] Yon, D. and G. Camarillo, "TCP-Based Media Transport in the Session Description Protocol (SDP)", RFC 4145, September 2005.
- [RFC4288] Freed, N. and J. Klensin, "Media Type Specifications and Registration Procedures", BCP 13, RFC 4288, December 2005.
- [RFC4566] Handley, M., Jacobson, V., and C. Perkins, "SDP: Session Description Protocol", RFC 4566, July 2006.
- [RFC4568] Andreassen, F., Baugher, M., and D. Wing, "Session Description Protocol (SDP) Security Descriptions for Media Streams", RFC 4568, July 2006.
- [RFC4572] Lennox, J., "Connection-Oriented Media Transport over the Transport Layer Security (TLS) Protocol in the Session Description Protocol (SDP)", RFC 4572, July 2006.
- [RFC5226] Narten, T. and H. Alvestrand, "Guidelines for Writing an IANA Considerations Section in RFCs", BCP 26, RFC 5226, May 2008.
- [RFC5234] Crocker, D. and P. Overell, "Augmented BNF for Syntax Specifications: ABNF", STD 68, RFC 5234, January 2008.
- [RFC5246] Dierks, T. and E. Rescorla, "The Transport Layer Security (TLS) Protocol Version 1.2", RFC 5246, August 2008.
- [RFC5322] Resnick, P., Ed., "Internet Message Format", RFC 5322, October 2008.
- [RFC5646] Phillips, A. and M. Davis, "Tags for Identifying Languages", BCP 47, RFC 5646, September 2009.

- [RFC5888] Camarillo, G. and H. Schulzrinne, "The Session Description Protocol (SDP) Grouping Framework", RFC 5888, June 2010.
- [RFC5905] Mills, D., Martin, J., Burbank, J., and W. Kasch, "Network Time Protocol Version 4: Protocol and Algorithms Specification", RFC 5905, June 2010.
- [RFC5922] Gurbani, V., Lawrence, S., and A. Jeffrey, "Domain Certificates in the Session Initiation Protocol (SIP)", RFC 5922, June 2010.
- [RFC6265] Barth, A., "HTTP State Management Mechanism", RFC 6265, April 2011.
- [W3C.REC-semantic-interpretation-20070405]
Tichelen, L. and D. Burke, "Semantic Interpretation for Speech Recognition (SISR) Version 1.0", World Wide Web Consortium Recommendation REC-semantic-interpretation-20070405, April 2007,
<<http://www.w3.org/TR/2007/REC-semantic-interpretation-20070405>>.
- [W3C.REC-speech-grammar-20040316]
McGlashan, S. and A. Hunt, "Speech Recognition Grammar Specification Version 1.0", World Wide Web Consortium Recommendation REC-speech-grammar-20040316, March 2004,
<<http://www.w3.org/TR/2004/REC-speech-grammar-20040316>>.
- [W3C.REC-speech-synthesis-20040907]
Walker, M., Burnett, D., and A. Hunt, "Speech Synthesis Markup Language (SSML) Version 1.0", World Wide Web Consortium Recommendation REC-speech-synthesis-20040907, September 2004,
<<http://www.w3.org/TR/2004/REC-speech-synthesis-20040907>>.
- [W3C.REC-xml-names11-20040204]
Layman, A., Bray, T., Hollander, D., and R. Tobin, "Namespaces in XML 1.1", World Wide Web Consortium First Edition REC-xml-names11-20040204, February 2004,
<<http://www.w3.org/TR/2004/REC-xml-names11-20040204>>.

17.2. Informative References

- [ISO.8601.1988]
International Organization for Standardization, "Data elements and interchange formats - Information interchange - Representation of dates and times", ISO Standard 8601, June 1988.

- [Q.23] International Telecommunications Union, "Technical Features of Push-Button Telephone Sets", ITU-T Q.23, 1993.
- [RFC2046] Freed, N. and N. Borenstein, "Multipurpose Internet Mail Extensions (MIME) Part Two: Media Types", RFC 2046, November 1996.
- [RFC2818] Rescorla, E., "HTTP Over TLS", RFC 2818, May 2000.
- [RFC4217] Ford-Hutchinson, P., "Securing FTP with TLS", RFC 4217, October 2005.
- [RFC4267] Froumentin, M., "The W3C Speech Interface Framework Media Types: application/voicexml+xml, application/ssml+xml, application/srgs, application/srgs+xml, application/ccxml+xml, and application/pls+xml", RFC 4267, November 2005.
- [RFC4301] Kent, S. and K. Seo, "Security Architecture for the Internet Protocol", RFC 4301, December 2005.
- [RFC4313] Oran, D., "Requirements for Distributed Control of Automatic Speech Recognition (ASR), Speaker Identification/Speaker Verification (SI/SV), and Text-to-Speech (TTS) Resources", RFC 4313, December 2005.
- [RFC4395] Hansen, T., Hardie, T., and L. Masinter, "Guidelines and Registration Procedures for New URI Schemes", BCP 35, RFC 4395, February 2006.
- [RFC4463] Shanmugham, S., Monaco, P., and B. Eberman, "A Media Resource Control Protocol (MRCP) Developed by Cisco, Nuance, and Speechworks", RFC 4463, April 2006.
- [RFC4467] Crispin, M., "Internet Message Access Protocol (IMAP) - URLAUTH Extension", RFC 4467, May 2006.
- [RFC4733] Schulzrinne, H. and T. Taylor, "RTP Payload for DTMF Digits, Telephony Tones, and Telephony Signals", RFC 4733, December 2006.
- [RFC4960] Stewart, R., "Stream Control Transmission Protocol", RFC 4960, September 2007.
- [RFC6454] Barth, A., "The Web Origin Concept", RFC 6454, December 2011.

[W3C.REC-emma-20090210]

Johnston, M., Baggia, P., Burnett, D., Carter, J., Dahl, D., McCobb, G., and D. Raggett, "EMMA: Extensible MultiModal Annotation markup language", World Wide Web Consortium Recommendation REC-emma-20090210, February 2009, <<http://www.w3.org/TR/2009/REC-emma-20090210>>.

[W3C.REC-pronunciation-lexicon-20081014]

Baggia, P., Bagshaw, P., Burnett, D., Carter, J., and F. Scahill, "Pronunciation Lexicon Specification (PLS)", World Wide Web Consortium Recommendation REC-pronunciation-lexicon-20081014, October 2008, <<http://www.w3.org/TR/2008/REC-pronunciation-lexicon-20081014>>.

[W3C.REC-voicexml20-20040316]

Danielsen, P., Porter, B., Hunt, A., Rehor, K., Lucas, B., Burnett, D., Ferrans, J., Tryphonas, S., McGlashan, S., and J. Carter, "Voice Extensible Markup Language (VoiceXML) Version 2.0", World Wide Web Consortium Recommendation REC-voicexml20-20040316, March 2004, <<http://www.w3.org/TR/2004/REC-voicexml20-20040316>>.

[refs.javaSpeechGrammarFormat]

Sun Microsystems, "Java Speech Grammar Format Version 1.0", October 1998.

Appendix A. Contributors

Pierre Forgues
Nuance Communications Ltd.
1500 University Street
Suite 935
Montreal, Quebec
Canada H3A 3S7

EMail: forgues@nuance.com

Charles Galles
Intervoice, Inc.
17811 Waterview Parkway
Dallas, Texas 75252
USA

EMail: charles.galles@intervoice.com

Klaus Reifenrath
Scansoft, Inc
Guldensporenpark 32
Building D
9820 Merelbeke
Belgium

EMail: klaus.reifenrath@scansoft.com

Appendix B. Acknowledgements

Andre Gillet (Nuance Communications)
Andrew Hunt (ScanSoft)
Andrew Wahbe (Genesys)
Aaron Kneiss (ScanSoft)
Brian Eberman (ScanSoft)
Corey Stohs (Cisco Systems, Inc.)
Dave Burke (VoxPilot)
Jeff Kusnitz (IBM Corp)
Ganesh N. Ramaswamy (IBM Corp)
Klaus Reifenrath (ScanSoft)
Kristian Finlator (ScanSoft)
Magnus Westerlund (Ericsson)
Martin Dragomirecky (Cisco Systems, Inc.)
Paolo Baggia (Loquendo)
Peter Monaco (Nuance Communications)
Pierre Forgues (Nuance Communications)

Ran Zilca (IBM Corp)
Suresh Kaliannan (Cisco Systems, Inc.)
Skip Cave (InterVoice, Inc.)
Thomas Gal (LumenVox)

The chairs of the SPEECHSC work group are Eric Burger (Georgetown University) and Dave Oran (Cisco Systems, Inc.).

Many thanks go in particular to Robert Sparks, Alex Agranovsky, and Henry Phan, who were there at the end to dot all the i's and cross all the t's.

Authors' Addresses

Daniel C. Burnett
Voxeo
189 South Orange Avenue #1000
Orlando, FL 32801
USA

EMail: dburnett@voxeo.com

Saravanan Shanmugham
Cisco Systems, Inc.
170 W. Tasman Dr.
San Jose, CA 95134
USA

EMail: sarvi@cisco.com

