

Network Working Group
Request for Comments: 1759
Category: Standards Track

R. Smith
Texas Instruments
F. Wright
Lexmark International
T. Hastings
Xerox Corporation
S. Zilles
Adobe Systems, Inc.
J. Gyllenskog
Hewlett-Packard Company
March 1995

Printer MIB

Status of this Memo

This document specifies an Internet standards track protocol for the Internet community, and requests discussion and suggestions for improvements. Please refer to the current edition of the "Internet Official Protocol Standards" (STD 1) for the standardization state and status of this protocol. Distribution of this memo is unlimited.

Table of Contents

1. Introduction	3
1.1 Network Printing Environment	3
1.2 Printer Device Overview	4
1.3 Categories of Printer Information	5
1.3.1 Descriptions	5
1.3.2 Status	5
1.3.3 Alerts	5
2. Printer Model	6
2.1 Overview of the Printer Model	8
2.2 Printer Sub-Units	8
2.2.1 General Printer	8
2.2.2 Inputs	9
2.2.3 Media	9
2.2.4 Outputs	9
2.2.5 Finishers	10
2.2.6 Markers	10
2.2.7 Media Paths	11
2.2.8 System Controller	11
2.2.9 Interfaces	11
2.2.10 Channels	12
2.2.11 Interpreters	12
2.2.12 Console	12
2.2.13 Alerts	13
2.2.13.1 Status and Alerts	13

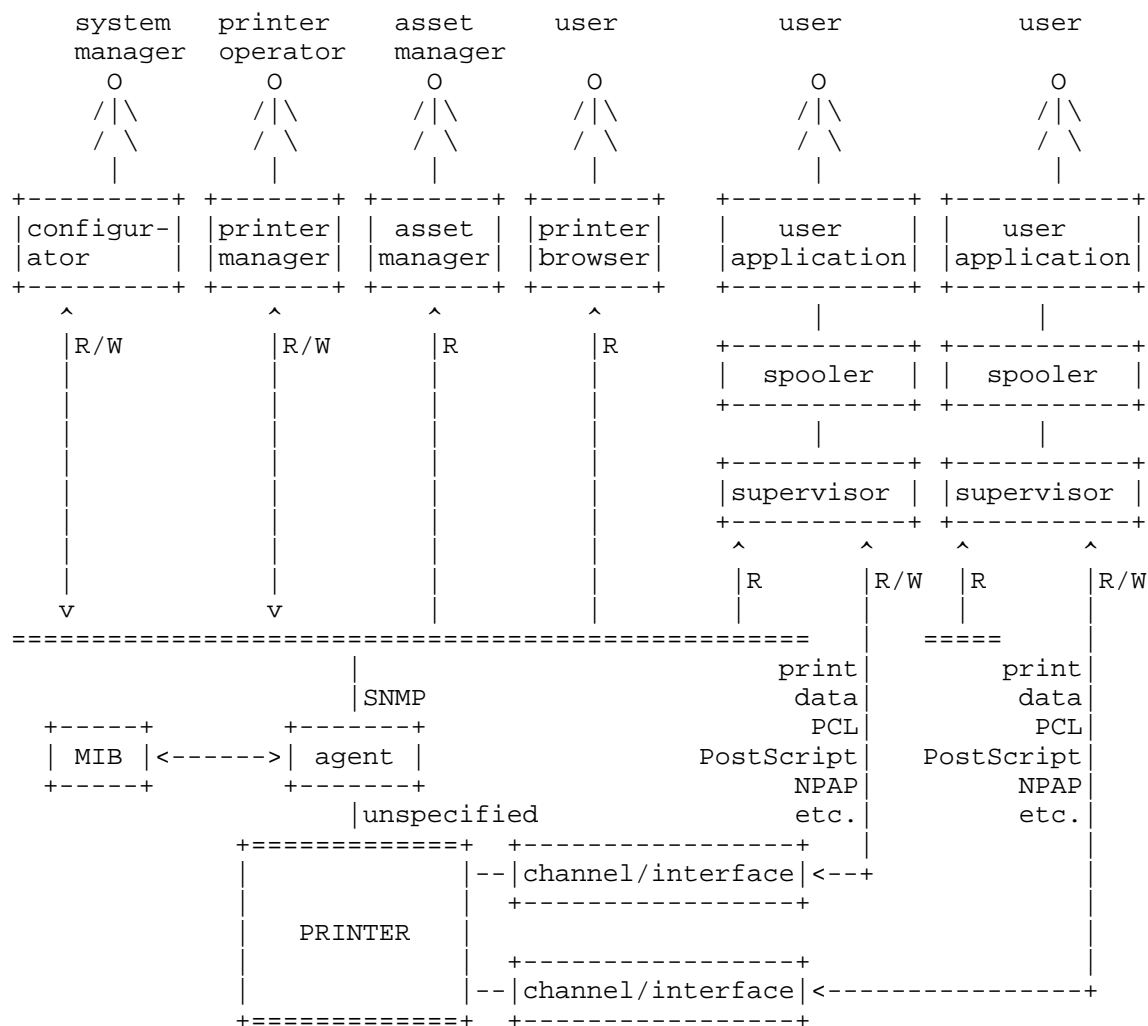
2.2.13.2 Overall Printer Status	13
2.2.13.2.1 Host MIB Printer Status	15
2.2.13.2.2 Sub-unit Status	17
2.2.13.3 Alert Tables	18
2.2.13.4 Alert Table Management	19
2.3 Read-Write Objects	20
2.4 Enumerations	22
2.4.1 Registering Additional Enumerated Values	22
3. Objects from other MIB Specifications	22
3.1 System Group objects	22
3.2 System Controller	23
3.3 Interface Group objects	23
4. Textual Conventions	23
5. The General Printer Group	27
5.1 The Cover Table	30
5.2 The Localization Table	31
5.3 The System Resources Tables	33
6. The Responsible Party group	35
7. The Input Group	35
8. The Extended Input Group	41
9. The Input Media Group	42
10. The Output Group	44
11. The Extended Output Group	48
12. The Output Dimensions Group	49
13. The Output Features Group	51
14. The Marker Group	52
15. The Marker Supplies Group	58
16. The Marker Colorant Group	62
17. The Media Path Group	64
18. The Channel Group	68
18.1 The Channel Table and its underlying structure	69
18.2 The Channel Table	70
19. The Interpreter Group	73
20. The Console Group	81
20.1 The Display Buffer Table	82
20.2 The Console Light Table	83
21. The Alerts Group	85
21.1 The Alert Time Group	92
22. Appendix A - Glossary of Terms	98
23. Appendix B - Media Size Names	101
24. Appendix C - Media Names	103
25. Appendix D - Roles of Users	107
26. Appendix E - Participants	111
27. Security Considerations	113
28. Authors' Addresses	113

1. Introduction

1.1. Network Printing Environment

The management of producing a printed document, in any computer environment, is a complex subject. Basically, the task can be divided into two overlapping pieces, the management of printing and the management of the printer. Printing encompasses the entire process of producing a printed document from generation of the file to be printed, selection of a printer, choosing printing properties, routing, queuing, resource management, scheduling, and final printing including notifying the user. Most of the printing process is outside the scope of the model presented here; only the management of the printer is covered.

Figure 1 - One Printer's View of the Network



1.2. Printer Device Overview

A printer is the physical device that takes media from an input source, produces marks on that media according to some page description or page control language and puts the result in some output destination, possibly with finishing applied. Printers are complex devices that consume supplies, produce waste and have mechanical problems. In the management of the physical printing device the description, status and alert information concerning the printer and its various subparts has to be made available to the

management application so that it can be reported to the end user, key operators for the replenishment of supplies or the repair or maintenance of the device. The information needed in the management of the physical printer and the management of a printing job overlap highly and many of the tasks in each management area require the same or similar information.

1.3. Categories of Printer Information

Information about printers is classified into three basic categories, descriptions, status and alerts.

1.3.1. Descriptions

Descriptions convey information about the configuration and capabilities of the printer and its various sub-units. This information is largely static information and does not generally change during the operation of the system but may change as the printer is repaired, reconfigured or upgraded. The descriptions are one part of the visible state of the printer where state means the condition of being of the printer at any point in time.

1.3.2. Status

Status is the information regarding the current operating state of the printer and its various sub-units. Status is the rest of the visible state of the printer. As an example of the use of status, a management application must be able to determine if the various sub-units are ready to print or are in some state that prevents printing or may prevent printing in the future.

1.3.3. Alerts

An Alert is the representation of a reportable event in the printer. An event is a change in the state of the printer. Some of those state changes are of interest to a management application and are therefore reportable. Typically, these are the events that affect the printer's ability to print. Alerts usually occur asynchronously to the operation of the computer system(s) to which the printer is attached. For convenience below, "alert" will be used for both the event caused by a change in the printer's state and for the representation of that event.

Alerts can be classified into two basic categories, critical and non-critical. A critical alert is one that is triggered by entry into a state in which the printer is stopped and printing can not continue until the condition that caused critical alert is eliminated. "Out of paper", "toner empty" and "output bin full" are

examples of critical alerts. Non-critical alerts are triggered by those events that enter a state in which printing is not stopped. Such a non-critical state may, at some future time, lead to a state in which printing may be stopped. Examples of this kind of non-critical alerts are "input media low", "toner low" and "output bin nearly full". Or, a non-critical alert may simply provide information, such as signaling a configuration changed in the printer.

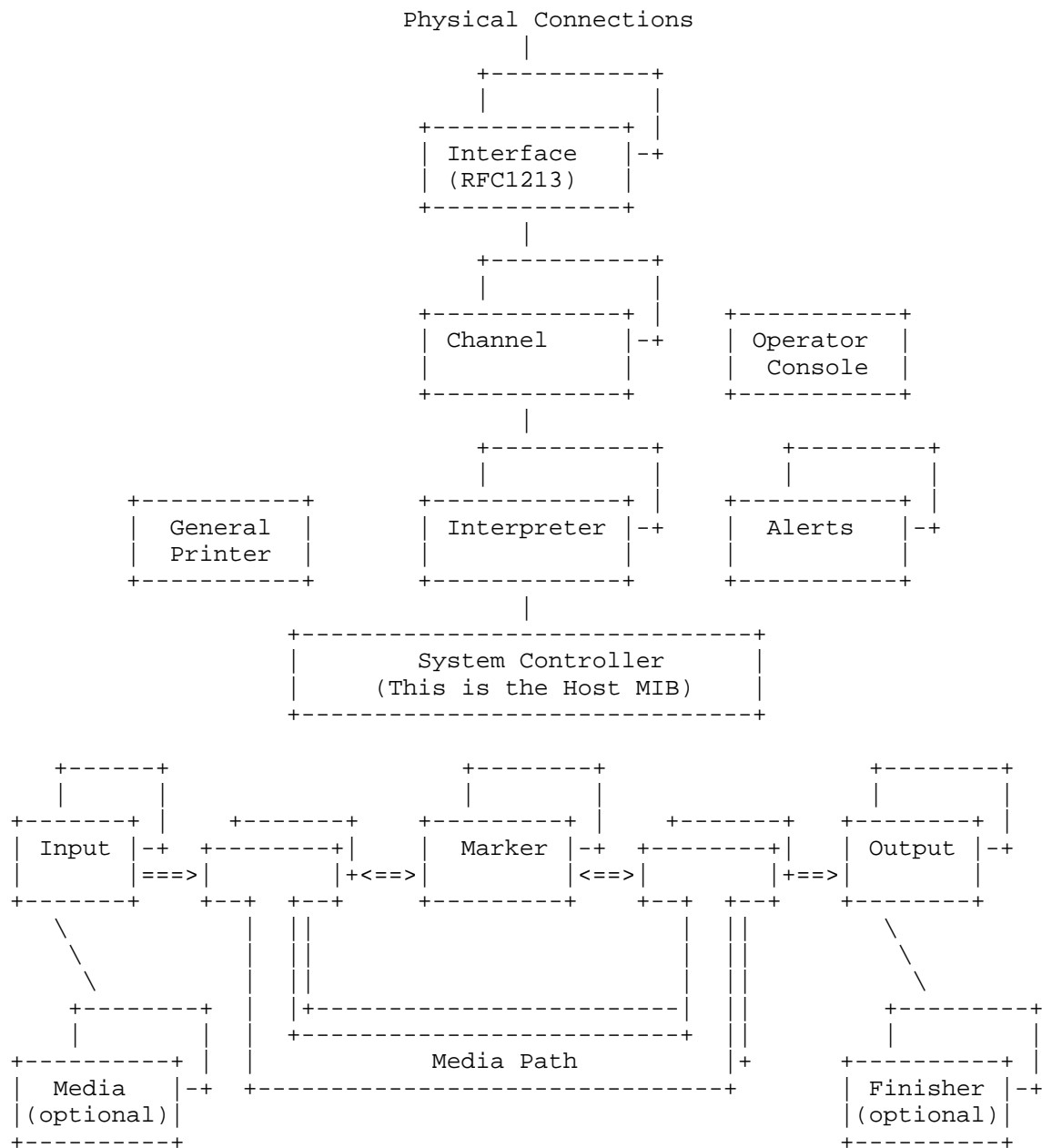
Description, status and alert information about printer can be thought of as a data base describing the printer. The management application for a printer will want to view the printer data base differently depending on how and for what purposes the information in the data base is needed.

2. Printer Model

In order to accomplish the management of the printer, an abstract model of the printer is needed to represent the sub-units from which the printer is composed. A printer can be described as consisting of 13 types of sub-units. It is important to note that the sub-units of a printer do not necessarily relate directly to any physically identifiable mechanism. Sub-units can also be a set of definable logical processes, such as interpreters for page description languages or command processors that set various operating modes of the printer.

Figure 2 shows a block diagram of the printer and its basic 13 sub-units.

Figure 2 - Printer Block Diagram



2.1. Overview of the Printer Model

The model has three basic parts: (1) the flow of a print file into an interpreter and onto the marker, (2) the flow of media through the marker and (3) the auxiliary sub-units that control and facilitate the two prior flows. The flow of the print data comes through a physical connection on which some form of transport protocol stack is running. The data provided by the transport protocol (interface) appears on a channel which is the input to an interpreter. The interpreter converts the print data into a form suitable for marking on the media.

The media resides in Input sub-units from which the media is selected and then transported via a Media Path first to a Marking sub-unit and then onto an Output sub-unit with (optionally) some finishing operations being performed. The auxiliary sub-units facilitate control of the printer, inquiry/control of the operator panel, reporting of alerts, and the adaptation of the printer to various natural languages and characters sets. All the software sub-units run on the System Controller which represents the processor, memory and storage systems of the Printer. Each of the sub-units is discussed in more detail below.

All of the sub-units other than the Alerts report only state information, either a description or a status. The Alerts sub-unit reports event information.

2.2. Printer Sub-Units

A printer is composed of 13 types of sub-units, called groups. The following sections describe the different types of sub-units.

2.2.1. General Printer

The general printer sub-unit is responsible for the overall control and status of the printer. There is exactly one general printer sub-unit in a printer. The general printer sub-unit is represented by the General Printer Group in the model. In addition to the providing the status of the whole printer and allowing the printer to be reset, this Group provides information on the status of the packaging of the printer, in particular, the covers. The general printer sub-unit is usually implemented on the system controller.

The localization portion of the general printer sub-unit is responsible for identifying the natural language, country, and character set in which character strings are expressed. There may be one or more localizations supported per printer. The available localizations are represented by the Localization table.

Localization is only performed on those strings in the MIB that are explicitly marked as being localized. All other character strings are returned in ASCII.

The character set portion of the general printer sub-unit is responsible for identifying the possible character sets that are used by the interpreters, the operator console, and in network management requests for display objects. There may be one or more character sets per printer. The understood character sets are represented by the Character Set Table.

2.2.2. Inputs

Input sub-units are mechanisms that feed media to be marked on into the printer. A printer contains one or more input sub-units. These are represented by the Input Group in the model. The model does not distinguish fixed input bins from removable trays, except to report when a removable tray has been removed.

There are as many input sub-units as there are distinctly selectable input "addresses". For example, if a tray has an option for manually feeding paper as well as automatically feeding from the tray, then this is two input sub-units if these two sources can be (must be) separately selected and is one input sub-unit if putting a sheet in the manual feed slot overrides feeding from the contents of the tray; that is, in the second case there is no way to separately select or address the manual feed slot.

2.2.3. Media

An input sub-unit can hold one or more instances of the media on which marking is to be done. Typically, there is a large set of possible media that can be associated with an input. The Media Group is an extension of the Input Group which represents that media that is in an input sub-unit. The Media Group only describes the current contents of each input and not the possible content of the input sub-unit.

2.2.4. Outputs

Output sub-units are mechanisms that receive media that has been marked on. A printer contains one or more output mechanisms. These are represented by the Output Group in the model. The model does not distinguish fixed output bins from removable output bins, except to report when a removable bin has been removed.

There are as many output sub-units as there are distinctly selectable output "addresses". Output sub-units can be addressed in two

different ways: (1) as a set of "mailboxes" which are addressed by a specific mailbox selector such as a bin number or a bin name, or (2) as a set of "slots" into which multiple copies are collated. Sometimes both modes of using the output sub-units can be used on the same printer. All that is important from the viewpoint of the model is that the output units can be separately selected.

2.2.5. Finishers

A finisher is a sub-unit that performs some operations on the media other than marking. The finisher sub-units are represented by the Finisher Group in the model. Some examples of finishing processes are stapling, punching, binding, inserting, or folding. Finishing processes may have supplies associated with the process. Stapling, binding, and punching are examples of processes that have supplies. A printer may have more than one finishing sub-unit and each finishing sub-unit may be associated with one or more output sub-units. Finishers are not described in this MIB.

The exact interaction and sequencing between an output device and its associated finisher is not specified by the model. It depends on the type of finishing process and the exact implementation of the printer system. This standard allows for the logical association of a finishing process with an output device but does not put any restrictions on the exact sequence or interaction with the associated output device. The output and finisher sub-units may or may not be separate identifiable physical mechanisms depending on the exact implementation of a printer. In addition, a single output device may be associated with multiple finishing sub-units and a single finishing sub-unit may be associated with multiple output devices.

2.2.6. Markers

A marker is the mechanism that produces marks on the print media. The marker sub-units and their associated supplies are represented by the Marker Group in the model. A printer can contain one or more marking mechanisms. Some examples of multiple marker sub-units are: a printer with separate markers for normal and magnetic ink or an imagesetter that can output to both a proofing device and final film. Each marking device can have its own set of characteristics associated with it, such as marking technology and resolution.

In this model the marker sub-unit is viewed as very generalized and encompasses all aspects of a marking process. For example, in a xero-graphic process, the marking process as well as the fusing process would be included in the generalized concept of the marker. With the generalized concept of a marking process, the concept of multiple marking supplies associated with a single marking sub-unit

results. For example, in the xerographic process, there is not only a supply of toner, but there can also be other supplies such as a fuser supply that can be consumed and replaced separately. In addition there can be multiple supplies of toner for a single marker device, as in a color process.

2.2.7. Media Paths

The media paths encompass the mechanisms in the printer that move the media through the printer and connect all other media related sub-units: inputs, outputs, markers and finishers. A printer contains one or more media paths. These are represented by the Media Path Group in the model. The Media Path group has some objects that apply to all paths plus a table of the separate media paths.

In general, the design of the media paths determines the maximum speed of the printer as well as the maximum media size that the printer can handle. Media paths are complex mechanisms and can contain many different identifiable sub-mechanisms such as media movement devices, media buffers, duplexing units and interlocks. Not all of the various sub-mechanisms reside on every media path. For example, one media path may provide printing only on one surface of the media (a simplex path) and another media path may have a sub-mechanism that turns the media over and feeds it a second time through the marker sub-unit (a duplex path). The duplex path may even have a buffer sub-mechanism that allows multiple copies of the obverse side to be held before the reverse side of all the copies are marked.

2.2.8. System Controller

The System Controller is the sub-unit upon which the software components of the Printer run. The System Controller is represented in the model by the Host MIB. This MIB allows for the specification of the processor(s), memory, disk storage, file system and other underlying sub-mechanisms of the printer. The controller can range from simple single processor systems to multiprocessor systems. In addition, controllers can have a full range of resources such as hard disks. The printer is modeled to have one system controller even though it may have more than one processor and multiple other resources associated with it.

2.2.9. Interfaces

An interface is the communications port and associated protocols that are responsible for the transport of data to the printer. A printer has one or more interface sub-units. The interfaces are represented by the Interfaces Group of MIB-II (RFC 1213). Some examples of

interfaces are serial ports (with little or no protocol) and EtherNet ports on which one might run InterNet IP, Novell IPX, etc.

2.2.10. Channels

The channel sub-units identify the independent sources of print data (here print data is the information that is used to construct printed pages and may have both data and control aspects). A printer may have one or more channels. The channel sub-units are represented by the Channel Group in the Model. Each channel is typically identified by the electronic path and service protocol used to deliver print data to the printer. A channel sub-unit may be independently enabled (allowing print data to flow) or disabled (stopping the flow of print data). It has a current Control Language which can be used to specify which interpreter is to be used for the print data and to query and change environment variables used by the interpreters (and SNMP). There is also a default interpreter that is to be used if an interpreter is not explicitly specified using the Control Language. Channel sub-units are based on an underlying interface.

2.2.11. Interpreters

The interpreter sub-units are responsible for the conversion of a description of intended print instances into images that are to be marked on the media. A printer may have one or more interpreters. The interpreter sub-units are represented by the Interpreter Group in the Model. Each interpreter is generally implemented with software running on the System Controller sub-unit. The Interpreter Table has one entry per interpreter where the interpreters include both Page Description Language (PDL) Interpreters and Control Language Interpreters.

2.2.12. Console

Many printers have a console on the printer, the operator console, that is used to display and modify the state of the printer. The console can be as simple as a few indicators and switches or as complicated as full screen displays and keyboards. There can be at most one such console. This console sub-unit is represented by the Console Group in the model. Although most of the information displayed there is also available in the state of the printer as represented by the various Groups, it is useful to be able to query and modify the operator console remotely. For example, a management application might like to display to its user the current message on the operator console of the remote printer or the management application user might like to modify the current message on the operators console of the remote printer. As another example, one might have a remote application that puts up a pseudo console on a

workstation screen. Since the rules by which the printer state is mapped onto the console and vice versa are not standardized, it is not possible to reproduce the console state or the action of console buttons and menus. Therefore, the Console Group provides access to the console. The operator console is usually implemented on the system controller with additional hardware for input and display.

2.2.13. Alerts

The alert sub-unit is responsible for detecting reportable events, making an entry in the alert table and, if and only if the event is a critical event, initiating a trap. The alert sub-unit is represented by the Alerts Group and, in particular, the Alert Table. This table contains information on the severity, sub-unit, detailed location within the sub-unit, alert code and description of each critical alert that is currently active within the printer. Each reportable event causes an entry to be made in the Alert Table.

2.2.13.1. Status and Alerts

Summary information about the state of the printer is reported at three separate levels: (1) there is the status of the printer as a whole reported in the Host MIB, (2) there is the status of various sub-units reported in the principle table of the Group that represents the sub-unit, and (3) there are alert codes reported in the Alert Table.

2.2.13.2. Overall Printer Status

Of the many states a printer can be in, certain states are more "interesting" because of the distinct actions they are likely to provoke in the administrator. These states may be applied to the printer as a whole, or to a particular sub-unit of the printer. These named states are:

Non Critical Alert Active - For the printer this means that one or more sub-units have a non-critical alert active. For a sub-unit, this means that the sub-unit has a non-critical alert active.

Critical Alert Active - For the printer this means that one or more sub-units have a critical alert active. For a sub-unit, this means that the sub-unit has a critical alert active.

Unavailable - The printer or sub-unit is unavailable for use (this is the same as "broken" or "down" in other terminologies). A trained service person is typically necessary to make it available.

Busy / Temporarily Unavailable - The printer or sub-unit is operational but currently occupied with a request for activity. The sub-unit will become available without the need of human interaction.

Moving on-line or off-line - The printer is either off-line, in the process of moving off-line or in the process of moving back on-line; for example on high end printers reloading paper involves a transition to off-line to open the paper bin, it is then filled and, finally, there is a transition back to on-line as the paper bin is repositioned for printing.

Standby - The printer or sub-unit is unavailable for use because it is partially powered down and may need some period of time to become fully operational again. A unit in Standby state shall respond to network management requests.

The Host MIB provides three status objects that can be used to describe the status of a printer: (1) hrDeviceStatus in the entry in the Host MIB hrDeviceTable; (2) hrPrinterStatus in the hrPrinterTable; and (3) hrPrinterDetectedErrorState in the hrPrinterTable. These objects describe many of the states that a printer can be in. The following table shows how the "interesting" states named above can be recognized by inspecting the values of the three printer-related objects in the Host MIB:

Printer Status	hrDeviceStatus	hrPrinterStatus	hrPrinterDetectedErrorState
Normal	running(2)	idle(3)	none set
Busy/ Temporarily Unavailable	running(2)	printing(4)	
Non Critical Alert Active	warning(3)	idle(3) or printing(4)	could be: lowPaper, lowToner, or serviceRequested
Critical Alert Active	down(5)	other(1)	could be: jammed, noPaper, noToner, coverOpen, or serviceRequested
Unavailable	down(5)	other(1)	
Moving off- line	warning(3)	idle(3) or printing(4)	offline

Off-line	down(5)	other(1)	offline
Moving on-line	down(5)	warmup(5)	
Standby	running(2)	other(1)	

These named states are only a subset of the possible states - they are not an exhaustive list of the possible states. Nevertheless, several things should be noted. When using these states, it is not possible to detect when both critical and non-critical alerts are pending - if both are pending, the Critical Alert Active state will prevail. In addition, a printer in the Standby state will be represented in the Host MIB with a device status of running(2) and a printer status of other(1), a set of states that don't uniquely distinguish this important printer state.

Although the above mapping is workable, it would be improved with a few additions to hrDeviceStatus and hrPrinterStatus in the Host Resources MIB. In particular, it would be appropriate to add a "standby" enumeration to hrDeviceStatus. Similarly, it would be useful to add the following states to hrPrinterStatus: "offline" to indicate that reason for the printer being down (instead of having to use "other") which allows both "warning" and "offline" to indicate going offline and "down" and "offline" to indicate offline and "notApplicable" to cover cases, such as "standby", where the device state completely describes the state of the device.

Detailed status per sub-unit is reported in the sub-unit status fields.

2.2.13.2.1. Host MIB Printer Status

For completeness, the definitions of the Printer Status objects of the Host MIB are given below:

```

hrDeviceStatus OBJECT-TYPE
    SYNTAX  INTEGER {
        unknown(1),
        running(2),
        warning(3),
        testing(4),
        down(5)
    }
    ACCESS  read-only
    STATUS  mandatory
    DESCRIPTION
        "The current operational state of the device

```

described by this row of the table. A value unknown(1) indicates that the current state of the device is unknown. running(2) indicates that the device is up and running and that no unusual error conditions are known. The warning(3) state indicates that agent has been informed of an unusual error condition by the operational software (e.g., a disk device driver) but that the device is still 'operational'. An example would be high number of soft errors on a disk. A value of testing(4), indicates that the device is not available for use because it is in the testing state. The state of down(5) is used only when the agent has been informed that the device is not available for any use."

```
::= { hrDeviceEntry 5 }
```

hrPrinterStatus OBJECT-TYPE

```
SYNTAX INTEGER {
    other(1),
    unknown(2),
    idle(3),
    printing(4),
    warmup(5)
}
```

ACCESS read-only

STATUS mandatory

DESCRIPTION

"The current status of this printer device. When in the idle(1), printing(2), or warmup(3) state, the corresponding hrDeviceStatus should be running(2) or warning(3). When in the unknown state, the corresponding hrDeviceStatus should be unknown(1)."

```
::= { hrPrinterEntry 1 }
```

hrPrinterDetectedErrorState OBJECT-TYPE

```
SYNTAX OCTET STRING
```

ACCESS read-only

STATUS mandatory

DESCRIPTION

"This object represents any error conditions detected by the printer. The error conditions are encoded as bits in an octet string, with the following definitions:

Condition	Bit #	hrDeviceStatus
-----------	-------	----------------

lowPaper	0	warning(3)
noPaper	1	down(5)
lowToner	2	warning(3)
noToner	3	down(5)
doorOpen	4	down(5)
jammed	5	down(5)
offline	6	down(5)
serviceRequested	7	warning(3)

If multiple conditions are currently detected and the hrDeviceStatus would not otherwise be unknown(1) or testing(4), the hrDeviceStatus shall correspond to the worst state of those indicated, where down(5) is worse than warning(3) which is worse than running(2).

Bits are numbered starting with the most significant bit of the first byte being bit 0, the least significant bit of the first byte being bit 7, the most significant bit of the second byte being bit 8, and so on. A one bit encodes that the condition was detected, while a zero bit encodes that the condition was not detected.

This object is useful for alerting an operator to specific warning or error conditions that may occur, especially those requiring human intervention."

```
::= { hrPrinterEntry 2 }
```

2.2.13.2.2. Sub-unit Status

Sub-unit status is reported in the entries of the principle table in the Group that represents the sub-unit. For sub-units that report a status, there is a status column in the table and the value of this column is always an integer formed in the following way.

The SubUnitStatus is an integer that is the sum of 5 distinct values, Availability, Non-Critical, Critical, On-line, and Transitioning. These values are:

Availability	value	
Available and Idle	0	000'b
Available and Standby	2	010'b
Available and Active	4	100'b
Available and Busy	6	110'b
Unavailable and OnRequest	1	001'b

Unavailable because Broken	3	011'b
Unknown	5	101'b
Non-Critical		
No Non-Critical Alerts	0	
Non-Critical Alerts	8	
Critical		
No Critical Alerts	0	
Critical Alerts	16	
On-Line		
Intended state is On-Line	0	
Intended state is Off-Line	32	
Transitioning		
At intended state	0	
Transitioning to intended state	64	

For example, an input (tray) that jammed on the next to the last page may show a status of 27 (unavailable because broken (3) + a critical state (16), jammed, and a noncritical state (8), low paper).

2.2.13.3. Alert Tables

The Alert Group consists of a single table in which all active alerts are represented. This section provides an overview of the table and a description of how it is managed. The basic content of the alert table is the severity (critical or non-critical) of the alert, the Group and entry where a state change caused the alert, additional information about the alert (a more detailed location, an alert code, and a description), and an indication of the level of training needed to service the alert.

The Alert Table contains some information that is redundant, for example that an event has occurred, and some information that is only represented in the Alert Table, for example the additional information. A single table was used because a single entry in a Group could cause more than one alert, for example paper jams in more than one place in a media path. Associating the additional information with the entry in the affected group would only allow one report where associating the additional information with the alert makes multiple reports possible.

Every time an alert occurs in the printer, the printer makes one or more entries into the Alert Table. The printer determines if an event is to be classified as critical or non-critical. If the severity of the Alert is "critical", the printer sends a trap or event notification to the host indicating that the table has changed. Whether or not a trap is sent, the management application is expected to poll the printer on a regular basis and to read and parse the table to determine what conditions have changed, in order to provide reliable information to the management application user.

2.2.13.4. Alert Table Management

The alert tables are sparsely populated tables. This means the tables will only contain entries of the alerts that are currently active and the number of rows, or entries in the table will be dynamic. More than one event can be added or removed from the event tables at a time depending on the implementation of the printer.

There are basically two kinds of events that produce alerts: binary change events and simple change events. Binary change events come in pairs: the leading edge event and the trailing edge event. The leading edge event enters a state from which there is only one exit; for example, going from running to stopped with a paper jam. The only exit from this state is fixing the paper jam and it is clear when that is accomplished. The trailing edge event is the event which exits the state the was entered by the leading edge event; in the example above fixing the paper jam is the trailing edge event.

It is relatively straightforward to manage binary change events in the Alert Table. Only the leading edge event makes an entry in the alert table. This entry persists in the Alert Table until the trailing edge event occurs at which point this event is signal by the removal of the leading edge event entry in the Alert Table. That is, a trailing edge event does not create an entry; it removes the corresponding leading edge event. With binary events it is possible to compute the maximum number that can occur at the same time and construct an Alert Table that would hold that many events. There would be no possibility of table overflow and no information about outstanding events would be lost.

Unfortunately, there are some events that are not binary changes. This other category of event, the simple change event, is illustrated by the configuration change event. With this kind of event the state of the machine has changed, but to a state which is (often) just as valid as the state that was left and from which no return is necessary. For example, an operator may change the paper that is in the primary input source from letter to legal. At some time in the future the paper may be changed back to letter, but it

might be changed to executive instead. This is where the problem occurs. It is not obvious how long to keep simple change event entries in the Alert Table. If they were never removed, the Alert Table would continue to grow indefinitely.

The agent needs to have an algorithm implemented for the management of the alert table, especially in the face of combinations of binary and simple alerts that would overflow the storage capacity of the table. When the table is full and a new alert needs to be added, an old alert needs to be deleted. The alert to be deleted should be chosen using the following rules:

1. Find a non-critical simple alert and delete it. If there are multiple non-critical simple alerts, it is suggested that the oldest one be chosen. If there are no non-critical simple alerts, then,
2. Find a non-critical binary alert and delete it. If there are multiple non-critical binary alerts, it is suggested that the oldest one be chosen. If there are no non-critical binary alerts, then,
3. Find a critical (binary) alert and delete it. If there are multiple critical alerts, it is suggested that the oldest one be chosen. Agent implementors are encouraged to provide at least enough storage space for the maximum number of critical alerts that could occur simultaneously. Note that all critical alerts are binary.

Note that because the Alert Index is a monotonically increasing integer there will be gaps in the values in the table when an alert is deleted. Such gaps can be detected by the management application to indicate that the management application may want to re-acquire the Printer state and check for state changes it did not observe in the Alert Table.

2.3. Read-Write Objects

Some of the objects in the printer MIB report on the existence of or amount of a given resource used with the printer. Some examples of such resources are the size and number of sheets of paper in a paper tray or the existence of certain output options. On some printers there are sensors that allow these resources to be sensed. Other printers, however, lack sensors that can detect (all of) the properties of the resource. Because the printer needs to know of the existence or properties of these resources for the printer to function properly some other way of providing this information is needed. The chosen way to solve this problem is to allow a

management application to write into objects which hold the descriptive or existence values for printers that cannot sense the values. Thus many of the objects in the MIB are given read-write access, but a printer implementation might only permit a management operation to change the value if the printer could not sense the value itself. Therefore, the ability to change the value of a read-write object may depend on the implementation of the agent. Note that even though some objects explicitly state the behaviour of conditional ability to change values, any read-write object may act that way.

Generally, an object is given read-write access in the Printer MIB specification if:

1. The object involves installation of a resource that some printers cannot themselves detect. Therefore, external means are needed to inform the printer of the installation. (Here external means include using the operator console, or remote management application) and
2. The printer will behave differently if the installation of the resource is reported than the printer would if the installation were not reported; that is, the object is not to be used as a place to put information not used by the printer, i.e., not a "PostIt". Another way of saying this is that the printer believes that information given it and acts as if the information were true. For example, on a printer that cannot sense the size, if one paper size is loaded, but another size is set into the paper size object, then the printer will use the size that was set as its current paper size in its imaging and paper handling.

The printer may get hints that it may not know about the existence or properties of certain resources. For example, a paper tray may be removed and re-inserted. When this removal and insertion happens, the printer may either assume that a property, such as the size of paper in the tray, has not changed or the printer may change the value of the associated object to "unknown", as might be done for the amount of paper in the tray. As long as the printer acts according to the value in the object either strategy is acceptable.

It is an implementation-specific matter as to whether or not MIB object values are persistent across power cycles or cold starts. It is particularly important that the values of the prtMarkerLifeCount object persist throughout the lifetime of the printer. Therefore, if the value of any MIB object persists across power cycles, then the prtMarkerLifeCount object must also persist.

2.4. Enumerations

Enumerations (enums) are sets of symbolic values defined for use with one or more objects. Some common enumeration sets are assigned a symbolic data type name (textual convention). These enumerations are listed at the beginning of this specification.

2.4.1. Registering Additional Enumerated Values

This working group has defined several type of enumerations. These enumerations differ in the method employed to control the addition of new enumerations. Throughout this document, references to "enumeration (n)", where n can be 1, 2 or 3 can be found in the various tables. The definitions of these types of enumerations are:

enumeration (1) All the values are defined in the Printer MIB specification (RFC for the Printer MIB). Additional enumerated values require a new RFC.

enumeration (2) An initial set of values are defined in the Printer MIB specification. Additional enumerated values are registered after review by this working group. The initial versions of the MIB will contain the values registered so far. After the MIB is approved, additional values will be registered through IANA after approval by this working group.

enumeration (3) An initial set of values are defined in the Printer MIB specification. Additional enumerated values are registered without working group review. The initial versions of the MIB will contain the values registered so far. After the MIB is approved, additional values will be registered through IANA without approval by this working group.

3. Objects from other MIB Specifications

This section lists the objects from other IETF MIB specifications that are mandatory for conformance to this Printer MIB specification.

3.1. System Group objects

All objects in the system group of MIB-II (RFC 1213) must be implemented.

3.2. System Controller

The System Controller is represented by the Storage and Device Groups of the Host Resources MIB (RFC 1514). These are the only groups that are required to be implemented. Other Groups (System, Running Software, Running Software Performance, and Installed Software) may be implemented at the discretion of the implementor.

3.3. Interface Group objects

All objects in the Interfaces Group of MIB-II (RFC 1213) shall be implemented.

Printer-MIB DEFINITIONS ::= BEGIN

IMPORTS

MODULE-IDENTITY, OBJECT-TYPE, experimental, Counter32, Integer32,
TimeTicks, NOTIFICATION-TYPE, OBJECT-IDENTITY FROM SNMPv2-SMI
TEXTUAL-CONVENTION FROM SNMPv2-TC
MODULE-COMPLIANCE, OBJECT-GROUP FROM SNMPv2-CONF
hrDeviceIndex, hrStorageIndex FROM HOST-RESOURCES-MIB;

printmib MODULE-IDENTITY

LAST-UPDATED "9411250000Z"
ORGANIZATION "IETF Printer MIB Working Group"
CONTACT-INFO

" Steven Waldbusser
Postal: Carnegie Mellon University
4910 Forbes Ave
Pittsburgh, PA, 15213

Tel: 412-268-6628

Fax: 412-268-4987

E-mail: waldbusser@cmu.edu"

DESCRIPTION

"The MIB module for management of printers."

::= { mib-2 43 }

-- Textual conventions for this MIB module

MediaUnit ::= TEXTUAL-CONVENTION

STATUS current

DESCRIPTION

"Units of measure for media dimensions."

-- This is a type 1 enumeration.

SYNTAX INTEGER {
tenThousandthsOfInches(3), -- .0001
micrometers(4)

}

```
CapacityUnit ::= TEXTUAL-CONVENTION
    STATUS      current
    DESCRIPTION
        "Units of measure for media capacity."
    -- This is a type 1 enumeration.
    SYNTAX      INTEGER {
        tenThousandthsOfInches(3), -- .0001
        micrometers(4),
        sheets(8),
        feet(16),
        meters(17)
    }
```

```
SubUnitStatus ::= TEXTUAL-CONVENTION
    STATUS      current
    DESCRIPTION
        "Status of a printer sub-unit.

        The SubUnitStatus is an integer that is the sum of 5
        distinct values, Availability, Non-Critical, Critical,
        On-line, and Transitioning. These values are:
```

Availability	value	
Available and Idle	0	000'b
Available and Standby	2	010'b
Available and Active	4	100'b
Available and Busy	6	110'b
Unavailable and OnRequest	1	001'b
Unavailable because Broken	3	011'b
Unknown	5	101'b

Non-Critical

No Non-Critical Alerts	0
Non-Critical Alerts	8

Critical

No Critical Alerts	0
Critical Alerts	16

On-Line

Intended state is On-Line	0
Intended state is Off-Line	32

Transitioning

At intended state 0
 Transitioning to intended state 64

"

SYNTAX INTEGER (0..126)

PresentOnOff ::= TEXTUAL-CONVENTION

STATUS current

DESCRIPTION

"Presence and configuration of a device or feature."

-- This is a type 1 enumeration.

SYNTAX INTEGER {
 other(1),
 on(3),
 off(4),
 notPresent(5)
 }

CodedCharSet ::= TEXTUAL-CONVENTION

STATUS current

DESCRIPTION

"A coded character set value that specifies both a set of characters that may be used and an encoding (as one or more octets) that is used to represent the characters in the set. These values are to be used to identify the encoding employed for strings in the MIB where this is not fixed by the MIB.

Some objects that allow a choice of coded character set are: the prtLocalizationCharacterSet object in the LocalizationTable and prtInterpreterDefaultCharSetIn. The prtGeneralCurrentLocalization and prtConsoleLocalization objects in turn contain the index in the LocalizationTable of the current localization (country, language, and coded character set) of the 'description' objects and the console, respectively.

The space of the coded character set enumeration has been divide into three regions. The first region (3-999) consists of coded character sets that have been standardized by some standard setting organization. This region is intended for standards that do not have subset implementations. The second region (1000-1999) is for the Unicode and ISO/IEC 10646 coded character sets together with a specification of a (set of) sub-repertoires that may occur. The third region (>1999) is intended for vendor specific coded character sets.

NOTE: Unicode and ISO 10646 character coded data may be processed and stored in either Big Endian (most significant octet first) or Little Endian (least significant octet first) order. Intel x86, VAX, and Alpha/AXP architectures are examples of Little Endian processor architectures. Furthermore, in environments where either order may occur, so-called Unicode BYTE ORDER MARK (BOM) character (which is ISO 10646 ZERO WIDTH NO BREAK SPACE), coded as FEFF in two octets and 0000FEFF in four octets is used at the beginning of the data as a signature to indicate the order of the following data (See ISO 10646 Annex F). Thus either ordering and BOM may occur in print data streams sent to the interpreter. However, ISO 8824/8825 (ASN.1/BER) used by SNMP is quite clear that Big Endian order shall be used and BOM shall NOT be used in transmission in the protocol. Transmitting Unicode in Big Endian order in SNMP should not prove to be a hardship for Little Endian machines, since SNMP ASN.1/BER requires integers to be transmitted in Big Endian order as well. So SNMP implementations on Little Endian machines are already reversing the order of integers to make them Big Endian for transmission via SNMP. Also Unicode characters are usually treated as two-octet integers, not short text strings, so that it will be straightforward for Little Endian machines to reverse the order of Unicode character octets as well before transmitting them and after receiving them via the SNMP protocol.

Where a given coded character set may be known by more than one name, the most commonly known name is used as the name of the enumeration and other names are shown in the comments. The comments also indicate where to find detailed information on the coded character set and briefly characterize its relationship to other similar coded character sets.

The current list of character sets and their enumerated values used to reference them is contained in the IANA Character Set registry. The enum value is indicated by the MIBenum entry in the registry. The enum symbol is indicated by the Alias that starts with 'cs' for character set.

The IANA character sets registry is available via anonymous ftp.

The ftp server is ftp.isi.edu.

The subdirectory is /in-notes/iana/assignments/.

The file name is character-sets.

To add a character set to the IANA Registry:

1. Format an entry like those in the current list, omitting the MIBenum value.
2. Send the entry with a request to add the entry to the character set list to iana@ISI.EDU.
3. The IANA will supply a unique MIBenum value and update the list."

-- This is a type 3 enumeration.

```
SYNTAX      INTEGER {
    other(1)          -- used if the designated coded
                      -- character set is not currently in
                      -- the enumeration
```

```
-- See IANA Registry for standard character sets in the
-- MIBenum range of 3-999.
```

```
-- See IANA Registry for Unicode and vendor-supplied
-- combinations of ISO collections and character sets based
-- on Unicode in the MIBenum range of 1000-1999.
-- See IANA Registry for vendor developed character sets
-- in the MIBenum range of 2000-xxxx.
```

```
}
```

```
-- The General Printer Group
```

```
--
```

```
-- The general printer sub-unit is responsible for the overall control
-- and status of the printer.  There is exactly one general printer
-- sub-unit in a printer.
```

```
--
```

```
-- Implementation of every object in this group is mandatory.
```

```
prtGeneral OBJECT IDENTIFIER ::= { printmib 5 }
```

```
prtGeneralTable OBJECT-TYPE
```

```
    SYNTAX      SEQUENCE OF PrtGeneralEntry
```

```
    MAX-ACCESS not-accessible
```

```
    STATUS      current
```

```
    DESCRIPTION
```

```
        "A table of general information per printer.
        Objects in this table are defined in various
        places in the MIB, nearby the groups to
        which they apply.  They are all defined
```

here to minimize the number of tables that would otherwise need to exist."
 ::= { prtGeneral 1 }

```
prtGeneralEntry OBJECT-TYPE
    SYNTAX      PrtGeneralEntry
    MAX-ACCESS  not-accessible
    STATUS      current
    DESCRIPTION
        "An entry exists in this table for each
        device entry in the hostmib device table who's type
        is 'printer'"
    INDEX { hrDeviceIndex }
    ::= { prtGeneralTable 1 }
```

```
PrtGeneralEntry ::= SEQUENCE {
    -- Note that not all of the objects in this sequence are in the
    -- general printer group.
    prtGeneralConfigChanges      Counter32,
    prtGeneralCurrentLocalization Integer32,
    prtGeneralReset              INTEGER,
    prtGeneralCurrentOperator    OCTET STRING,
    prtGeneralServicePerson      OCTET STRING,
    prtInputDefaultIndex         Integer32,
    prtOutputDefaultIndex        Integer32,
    prtMarkerDefaultIndex        Integer32,
    prtMediaPathDefaultIndex     Integer32,
    prtConsoleLocalization       Integer32,
    prtConsoleNumberOfDisplayLines Integer32,
    prtConsoleNumberOfDisplayChars Integer32,
    prtConsoleDisable            INTEGER
}
```

```
prtGeneralConfigChanges OBJECT-TYPE
    SYNTAX      Counter32
    MAX-ACCESS  read-only
    STATUS      current
    DESCRIPTION
        "Counts configuration changes that change the capabilities of
        a printer, such as the addition/deletion of input/output bins,
        the addition/deletion of interpreters, or changes in media
        size. Such changes will often affect the capability of the
        printer to service certain types of print jobs.

        Management applications may cache infrequently changed
        configuration information about sub-units on the printer.
        This object should be incremented whenever the agent wishes
        such applications to invalidate that cache and re-download
```

all of this configuration information, thereby signalling a change in the printer's configuration.

For example, if an input tray that contained paper of different dimensions was added, this counter would be incremented.

As an additional example, this counter would not be incremented when an input tray is removed or the level of an input device changes."

```
::= { prtGeneralEntry 1 }
```

prtGeneralCurrentLocalization OBJECT-TYPE

```
SYNTAX      Integer32 (1..65535)
```

```
MAX-ACCESS  read-write
```

```
STATUS      current
```

```
DESCRIPTION
```

"The value of the prtLocalizationIndex corresponding to the current language, country, and character set to be used for localized string values that are identified as being dependent on the value of this object. Note that this object does not apply to localized strings in the prtConsole group or any object that is not identified as above."

```
::= { prtGeneralEntry 2 }
```

prtGeneralReset OBJECT-TYPE

```
-- This value is a type 3 enumeration
```

```
SYNTAX      INTEGER {
                    notResetting(3),
                    powerCycleReset(4), -- Cold Start
                    resetToNVRAM(5), -- Warm Start
                    resetToFactoryDefaults(6) -- Reset contents of
                                                -- NVRAM to factory defaults
                }
```

```
MAX-ACCESS  read-write
```

```
STATUS      current
```

```
DESCRIPTION
```

"Setting this value to 'powerCycleReset', 'resetToNVRAM', or 'resetToFactoryDefaults' will result in the resetting of the printer. When read, this object will always have the value 'notResetting(3)', and a SET of the value 'notResetting' shall have no effect on the printer. Some of the defined values are optional. However, every implementation must support at least the values 'notResetting' and resetToNVRAM'."

```
::= { prtGeneralEntry 3 }
```

```

-- The Cover Table
--
-- The cover portion of the General print sub-unit describes the
-- covers and interlocks of the printer.  The Cover Table has an
-- entry for each cover and interlock.

prtCover      OBJECT IDENTIFIER ::= { printmib 6 }

prtCoverTable OBJECT-TYPE
    SYNTAX      SEQUENCE OF PrtCoverEntry
    MAX-ACCESS  not-accessible
    STATUS      current
    DESCRIPTION
        "A table of the covers and interlocks of the printer."
    ::= { prtCover 1 }

prtCoverEntry OBJECT-TYPE
    SYNTAX      PrtCoverEntry
    MAX-ACCESS  not-accessible
    STATUS      current
    DESCRIPTION
        "Information about a cover or interlock.
        Entries may exist in the table for each device
        index whose device type is 'printer'."
    INDEX { hrDeviceIndex, prtCoverIndex }
    ::= { prtCoverTable 1 }

PrtCoverEntry ::= SEQUENCE {
    prtCoverIndex      Integer32,
    prtCoverDescription OCTET STRING,
    prtCoverStatus     INTEGER
}

prtCoverIndex OBJECT-TYPE
    SYNTAX      Integer32 (1..65535)
    MAX-ACCESS  not-accessible
    STATUS      current
    DESCRIPTION
        "A unique value used by the printer to identify this Cover
        sub-unit.  Although these values may change due to a major
        reconfiguration of the device (e.g. the addition of new
        cover sub-units to the printer), values are expected to
        remain stable across successive printer power cycles."
    ::= { prtCoverEntry 1 }

prtCoverDescription OBJECT-TYPE
    SYNTAX      OCTET STRING (SIZE(0..255))
    MAX-ACCESS  read-only

```

```

STATUS      current
DESCRIPTION
    "The manufacturer provided cover sub-mechanism name in the
    localization specified by prtGeneralCurrentLocalization."
::= { prtCoverEntry 2 }

prtCoverStatus OBJECT-TYPE
-- This value is a type 2 enumeration
SYNTAX      INTEGER {
                other(1),
                doorOpen(3),
                doorClosed(4),
                interlockOpen(5),
                interlockClosed(6)
            }
MAX-ACCESS  read-only
STATUS      current
DESCRIPTION
    "The status of this cover sub-unit."
::= { prtCoverEntry 3 }

-- The Localization Table
--

-- The localization portion of the General printer sub-unit is

-- responsible for identifying the natural language, country, and
-- character set in which character strings are expressed. There
-- may be one or more localizations supported per printer. The
-- available localizations are represented by the Localization table.

prtLocalization OBJECT IDENTIFIER ::= { printmib 7 }

prtLocalizationTable OBJECT-TYPE
SYNTAX      SEQUENCE OF PrtLocalizationEntry
MAX-ACCESS  not-accessible
STATUS      current
DESCRIPTION
    "The available localizations in this printer."
::= { prtLocalization 1 }

prtLocalizationEntry OBJECT-TYPE
SYNTAX      PrtLocalizationEntry
MAX-ACCESS  not-accessible
STATUS      current
DESCRIPTION
    "A description of a localization.

```

Entries may exist in the table for each device
 index who's device type is 'printer'."
 INDEX { hrDeviceIndex, prtLocalizationIndex }
 ::= { prtLocalizationTable 1 }

```
PrtLocalizationEntry ::= SEQUENCE {
    prtLocalizationIndex      Integer32,
    prtLocalizationLanguage   OCTET STRING,
    prtLocalizationCountry    OCTET STRING,
    prtLocalizationCharacterSet CodedCharSet
}
```

```
prtLocalizationIndex OBJECT-TYPE
    SYNTAX      Integer32 (1..65535)
    MAX-ACCESS  not-accessible
    STATUS      current
    DESCRIPTION
        "A unique value used by the printer to identify this
        localization entry. Although these values may change due to a
        major reconfiguration of the device (e.g., the addition of new
        Cover sub-units to the printer), values are expected to remain
        stable across successive printer power cycles."
    ::= { prtLocalizationEntry 1 }
```

```
prtLocalizationLanguage OBJECT-TYPE
    SYNTAX      OCTET STRING (SIZE(0..2))
    MAX-ACCESS  read-only
    STATUS      current
    DESCRIPTION
        "A two character language code from ISO 639. Examples EN, GB,
        CA, FR, DE."
    ::= { prtLocalizationEntry 2 }
```

```
prtLocalizationCountry OBJECT-TYPE
    SYNTAX      OCTET STRING (SIZE(0..2))
    MAX-ACCESS  read-only
    STATUS      current
    DESCRIPTION
        "A two character country code from ISO 3166, a blank string
        (two space characters) shall indicate that the country is
        not defined. Examples: US, FR, DE, ..."
    ::= { prtLocalizationEntry 3 }
```

```
prtLocalizationCharacterSet OBJECT-TYPE
    SYNTAX      CodedCharSet
    MAX-ACCESS  read-only
    STATUS      current
    DESCRIPTION
```



```

    "The coded character set used for this localization."
 ::= { prtLocalizationEntry 4 }

-- The System Resources Tables

-- The Printer MIB makes use of the Host MIB to
-- define system resources by referencing the storage
-- and device groups of the print group. In order to
-- determine, amongst multiple printers serviced by
-- one agent, which printer owns a particular
-- resource, the prtStorageRef and prtDeviceRef tables
-- associate particular storage and device entries to
-- printers.

prtStorageRefTable OBJECT-TYPE
    SYNTAX      SEQUENCE OF PrtStorageRefEntry
    MAX-ACCESS  not-accessible
    STATUS      current
    DESCRIPTION
        " "
    ::= { prtGeneral 2 }

prtStorageRefEntry OBJECT-TYPE
    SYNTAX      PrtStorageRefEntry
    MAX-ACCESS  not-accessible
    STATUS      current
    DESCRIPTION
        "This table will have an entry for each entry in
        the host MIB storage table that represents storage associated
        with a printer managed by this agent."
    INDEX       { hrStorageIndex, prtStorageRefSeqNumber }
    ::= { prtStorageRefTable 1 }

PrtStorageRefEntry ::= SEQUENCE {
    prtStorageRefSeqNumber  Integer32,
    prtStorageRefIndex      Integer32
}

prtStorageRefSeqNumber OBJECT-TYPE
    SYNTAX      Integer32 (0..65535)
    MAX-ACCESS  not-accessible
    STATUS      current
    DESCRIPTION
        "This value will be unique amongst all entries with a common
        value of hrStorageIndex.

        This object allows a storage entry to point to the multiple
        printer devices with which it is associated."
```

```

 ::= { prtStorageRefEntry 1 }

prtStorageRefIndex OBJECT-TYPE
    SYNTAX      Integer32 (0..65535)
    MAX-ACCESS  read-only
    STATUS      current
    DESCRIPTION
        "The value of the hrDeviceIndex of the printer device that this
        storageEntry is associated with."
    ::= { prtStorageRefEntry 2 }

prtDeviceRefTable OBJECT-TYPE
    SYNTAX      SEQUENCE OF PrtDeviceRefEntry
    MAX-ACCESS  not-accessible
    STATUS      current
    DESCRIPTION
        ""
    ::= { prtGeneral 3 }

prtDeviceRefEntry OBJECT-TYPE
    SYNTAX      PrtDeviceRefEntry
    MAX-ACCESS  not-accessible
    STATUS      current
    DESCRIPTION
        "This table will have an entry for each entry in
        the host MIB device table that represents a device associated
        with a printer managed by this agent."
    INDEX      { hrDeviceIndex, prtDeviceRefSeqNumber }
    ::= { prtDeviceRefTable 1 }

PrtDeviceRefEntry ::= SEQUENCE {
    prtDeviceRefSeqNumber  Integer32,
    prtDeviceRefIndex      Integer32
}

prtDeviceRefSeqNumber OBJECT-TYPE
    SYNTAX      Integer32 (0..65535)
    MAX-ACCESS  not-accessible
    STATUS      current
    DESCRIPTION
        "This value will be unique amongst all entries with a common
        value of hrDeviceIndex.

        This object allows a device entry to point to the multiple
        printer devices with which it is associated."
    ::= { prtDeviceRefEntry 1 }

prtDeviceRefIndex OBJECT-TYPE

```

```
SYNTAX      Integer32 (0..65535)
MAX-ACCESS  read-only
STATUS      current
DESCRIPTION
    "The value of the hrDeviceIndex of the printer device that this
    deviceEntry is associated with."
 ::= { prtDeviceRefEntry 2 }

-- The Responsible Party group
--
-- This group is optional.  However, to claim conformance to this
-- group, it is necessary to implement every object in the group.

prtGeneralCurrentOperator OBJECT-TYPE
    SYNTAX      OCTET STRING (SIZE(0..127))
    MAX-ACCESS  read-write
    STATUS      current
    DESCRIPTION
        "The name of the current human operator responsible for
        operating this printer. It is suggested that this string
        include information that would enable other humans to reach
        the operator, such as a phone number."
    ::= { prtGeneralEntry 4 }

prtGeneralServicePerson OBJECT-TYPE
    SYNTAX      OCTET STRING (SIZE(0..127))
    MAX-ACCESS  read-write
    STATUS      current
    DESCRIPTION
        "The name of the last human responsible for servicing
        this printer. It is suggested that this string
        include information that would enable other humans to reach
        the service person, such as a phone number."
    ::= { prtGeneralEntry 5 }

-- The Input Group
--
-- Input sub-units are managed as a tabular, indexed collection of
-- possible devices capable of providing media for input to the printing
-- process.  Input sub-units typically have a location, a type, an
-- identifier, a set of constraints on possible media sizes and
-- potentially other media characteristics, and may be capable of
-- indicating current status or capacity.
--
-- Implementation of every object in this group is mandatory.

prtInput     OBJECT IDENTIFIER ::= { printmib 8 }
```

prtInputDefaultIndex OBJECT-TYPE

SYNTAX Integer32 (1..65535)

MAX-ACCESS read-write

STATUS current

DESCRIPTION

"The value of prtInputIndex corresponding to the default input sub-unit: that is, this object selects the default source of input media."

::= { prtGeneralEntry 6 }

prtInputTable OBJECT-TYPE

SYNTAX SEQUENCE OF PrtInputEntry

MAX-ACCESS not-accessible

STATUS current

DESCRIPTION

"A table of the devices capable of providing media for input to the printing process."

::= { prtInput 2 }

prtInputEntry OBJECT-TYPE

SYNTAX PrtInputEntry

MAX-ACCESS not-accessible

STATUS current

DESCRIPTION

"Attributes of a device capable of providing media for input to the printing process."

Entries may exist in the table for each device index who's device type is 'printer'."

INDEX { hrDeviceIndex, prtInputIndex }

::= { prtInputTable 1 }

PrtInputEntry ::= SEQUENCE {

prtInputIndex	Integer32,
prtInputType	INTEGER,
prtInputDimUnit	MediaUnit,
prtInputMediaDimFeedDirDeclared	Integer32,
prtInputMediaDimXFeedDirDeclared	Integer32,
prtInputMediaDimFeedDirChosen	Integer32,
prtInputMediaDimXFeedDirChosen	Integer32,
prtInputCapacityUnit	CapacityUnit,
prtInputMaxCapacity	Integer32,
prtInputCurrentLevel	Integer32,
prtInputStatus	SubUnitStatus,
prtInputMediaName	OCTET STRING,
prtInputName	OCTET STRING,
prtInputVendorName	OCTET STRING,
prtInputModel	OCTET STRING,

```

    prtInputVersion          OCTET STRING,
    prtInputSerialNumber     OCTET STRING,
    prtInputDescription      OCTET STRING,
    prtInputSecurity         PresentOnOff,
    prtInputMediaWeight      Integer32,
    prtInputMediaType        OCTET STRING,
    prtInputMediaColor       OCTET STRING,
    prtInputMediaFormParts   Integer32
}

prtInputIndex OBJECT-TYPE
    SYNTAX      Integer32 (1..65535)
    MAX-ACCESS  not-accessible
    STATUS      current
    DESCRIPTION
        "A unique value used by the printer to identify this input
        sub-unit. Although these values may change due to a major
        reconfiguration of the device (e.g. the addition of new
        input sub-units to the printer), values are expected to
        remain stable across successive printer power cycles."
    ::= { prtInputEntry 1 }

prtInputType OBJECT-TYPE
    -- This value is a type 2 enumeration
    SYNTAX      INTEGER {
        other(1),
        unknown(2),
        sheetFeedAutoRemovableTray(3),
        sheetFeedAutoNonRemovableTray(4),
        sheetFeedManual(5),
        continuousRoll(6),
        continuousFanFold(7)
    }
    MAX-ACCESS  read-only
    STATUS      current
    DESCRIPTION
        "The type of technology (discriminated primarily according to
        feeder mechanism type) employed by the input sub-unit. Note,
        the Optional Input Class provides for a descriptor field to
        further qualify the other choice."
    ::= { prtInputEntry 2 }

prtInputDimUnit OBJECT-TYPE
    SYNTAX      MediaUnit
    MAX-ACCESS  read-only
    STATUS      current
    DESCRIPTION
        "The unit of measurement for use calculating and relaying

```

dimensional values for this input sub-unit."
 ::= { prtInputEntry 3 }

prtInputMediaDimFeedDirDeclared OBJECT-TYPE

SYNTAX Integer32

MAX-ACCESS read-write

STATUS current

DESCRIPTION

"This object provides the value of the declared dimension, in the feed direction, of the media that is (or, if empty, was or will be) in this input sub-unit. The feed direction is the direction in which the media is fed on this sub-unit. This dimension is measured in input sub-unit dimensional units (prtInputDimUnit). If this input sub-unit can reliably sense this value, the value is sensed by the printer and may not be changed by management requests. Otherwise, the value may be changed. The value (-1) means other and specifically means that this sub-unit places no restriction on this parameter. The value (-2) indicates unknown."

::= { prtInputEntry 4 }

prtInputMediaDimXFeedDirDeclared OBJECT-TYPE

SYNTAX Integer32

MAX-ACCESS read-write

STATUS current

DESCRIPTION

"This object provides the value of the declared dimension, in the cross feed direction, of the media that is (or, if empty, was or will be) in this input sub-unit. The cross feed direction is ninety degrees relative to the feed direction associated with this sub-unit. This dimension is measured in input sub-unit dimensional units (prtInputDimUnit). If this input sub-unit can reliably sense this value, the value is sensed by the printer and may not be changed by management requests. Otherwise, the value may be changed. The value (-1) means other and specifically means that this sub-unit places no restriction on this parameter. The value (-2) indicates unknown."

::= { prtInputEntry 5 }

prtInputMediaDimFeedDirChosen OBJECT-TYPE

SYNTAX Integer32

MAX-ACCESS read-only

STATUS current

DESCRIPTION

"The printer will act as if media of the chosen dimension (in the feed direction) is present in this input source. Note that this value will be used even if the input tray is empty."

Feed dimension measurements are taken parallel relative to the feed direction associated with that sub-unit and are in input sub-unit dimensional units (DimUnit). If the printer supports the declared dimension, the granted dimension is the same as the declared dimension. If not, the granted dimension is set to the closest dimension that the printer supports when the declared dimension is set. The value (-1) means other and specifically indicates that this sub-unit places no restriction on this parameter. The value (-2) indicates unknown."

::= { prtInputEntry 6 }

prtInputMediaDimXFeedDirChosen OBJECT-TYPE

SYNTAX Integer32

MAX-ACCESS read-only

STATUS current

DESCRIPTION

"The printer will act as if media of the chosen dimension (in the cross feed direction) is present in this input source. Note that this value will be used even if the input tray is empty. The cross feed direction is ninety degrees relative to the feed direction associated with this sub-unit. This dimension is measured in input sub-unit dimensional units (DimUnit). If the printer supports the declared dimension, the granted dimension is the same as the declared dimension. If not, the granted dimension is set to the closest dimension that the printer supports when the declared dimension is set. The value (-1) means other and specifically indicates that this sub-unit places no restriction on this parameter. The value (-2) indicates unknown."

::= { prtInputEntry 7 }

prtInputCapacityUnit OBJECT-TYPE

SYNTAX CapacityUnit

MAX-ACCESS read-only

STATUS current

DESCRIPTION

"The unit of measurement for use in calculating and relaying capacity values for this input sub-unit."

::= { prtInputEntry 8 }

prtInputMaxCapacity OBJECT-TYPE

SYNTAX Integer32

MAX-ACCESS read-write

STATUS current

DESCRIPTION

"The maximum capacity of the input sub-unit in input sub-unit capacity units (CapacityUnit). There is no convention associated with the media itself so this value reflects claimed capacity. If this input sub-unit can reliably sense this value, the value is sensed by the printer and may not be changed by management requests; otherwise, the value may be written (by a Remote Control Panel or a Management Application). The value (-1) means other and specifically indicates that the sub-unit places no restrictions on this parameter. The value (-2) means unknown."

```
::= { prtInputEntry 9 }
```

prtInputCurrentLevel OBJECT-TYPE

SYNTAX Integer32 -- in capacity units (CapacityUnit).

MAX-ACCESS read-write

STATUS current

DESCRIPTION

"The current capacity of the input sub-unit in input sub-unit capacity units (CapacityUnit). If this input sub-unit can reliably sense this value, the value is sensed by the printer and may not be changed by management requests; otherwise, the value may be written (by a Remote Control Panel or a Management Application). The value (-1) means other and specifically indicates that the sub-unit places no restrictions on this parameter. The value (-2) means unknown. The value (-3) means that the printer knows that at least one unit remains."

```
::= { prtInputEntry 10 }
```

prtInputStatus OBJECT-TYPE

SYNTAX SubUnitStatus

MAX-ACCESS read-only

STATUS current

DESCRIPTION

"The current status of this input sub-unit."

```
::= { prtInputEntry 11 }
```

prtInputMediaName OBJECT-TYPE

SYNTAX OCTET STRING (SIZE(0..63))

MAX-ACCESS read-write

STATUS current

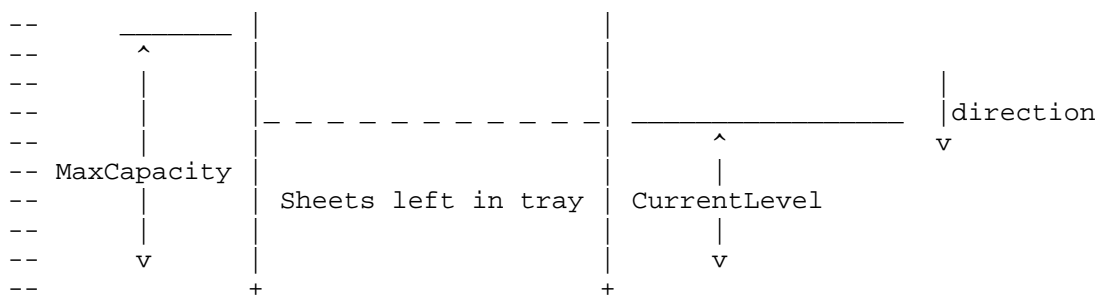
DESCRIPTION

"A description of the media contained in this input sub-unit; This description is intended for display to a human operator. This description is not processed by the printer. It is used to provide information not expressible in terms of the other

media attributes (e.g. prtInputMediaDimFeedDirChosen, prtInputMediaDimXFeedDirChosen, prtInputMediaWeight, prtInputMediaType). An example would be 'legal tender bond paper'."

$$::= \{ \text{prtInputEntry } 12 \}$$

```
-- INPUT MEASUREMENT
```



-- The Extended Input Group

```
-- This group is optional.  However, to claim conformance to this
-- group, it is necessary to implement every object in the group.
```

```
prtInputName OBJECT-TYPE
    SYNTAX      OCTET STRING (SIZE(0..63))
    MAX-ACCESS  read-write
    STATUS      current
    DESCRIPTION
        "The name assigned to this input sub-unit."
    ::= { prtInputEntry 13 }
```

```
prtInputVendorName OBJECT-TYPE
    SYNTAX      OCTET STRING (SIZE(0..63))
    MAX-ACCESS  read-only
    STATUS      current
    DESCRIPTION
        "The vendor name of this input sub-unit."
    ::= { prtInputEntry 14 }
```

```
prtInputModel OBJECT-TYPE
    SYNTAX      OCTET STRING (SIZE(0..63))
    MAX-ACCESS  read-only
    STATUS      current
    DESCRIPTION
        "The model name of this input sub-unit."
    ::= { prtInputEntry 15 }
```

```
prtInputVersion OBJECT-TYPE
    SYNTAX      OCTET STRING (SIZE(0..63))
    MAX-ACCESS  read-only
    STATUS      current
    DESCRIPTION
        "The version of this input sub-unit."
    ::= { prtInputEntry 16 }

prtInputSerialNumber OBJECT-TYPE
    SYNTAX      OCTET STRING (SIZE(0..32))
    MAX-ACCESS  read-only
    STATUS      current
    DESCRIPTION
        "The serial number assigned to this input sub-unit."
    ::= { prtInputEntry 17 }

prtInputDescription OBJECT-TYPE
    SYNTAX      OCTET STRING (SIZE(0..255))
    MAX-ACCESS  read-only
    STATUS      current
    DESCRIPTION
        "A free-form text description of this input
        sub-unit in the localization specified by
        prtGeneralCurrentLocalization."
    ::= { prtInputEntry 18 }

prtInputSecurity OBJECT-TYPE
    SYNTAX      PresentOnOff
    MAX-ACCESS  read-write
    STATUS      current
    DESCRIPTION
        "Indicates if this input sub-unit has some security
        associated with it."
    ::= { prtInputEntry 19 }

-- The Input Media Group
--
-- The Input Media Group supports identification of media installed
-- or available for use on a printing device. Medium resources are
-- identified by name, and include a collection of characteristic
-- attributes that may further be used for selection and management
-- of them. The Input Media group consists of a set of optional
-- "columns" in the Input Table. In this manner, a minimally
-- conforming implementation may choose to not support reporting
-- of media resources if it cannot do so.
--
-- This group is optional. However, to claim conformance to this
-- group, it is necessary to implement every object in the group.
```

prtInputMediaWeight OBJECT-TYPE

SYNTAX Integer32

MAX-ACCESS read-write

STATUS current

DESCRIPTION

"The weight of the medium associated with this input sub-unit in grams / per meter squared. The value (-2) means unknown."

::= { prtInputEntry 20 }

prtInputMediaType OBJECT-TYPE

SYNTAX OCTET STRING (SIZE(0..63))

MAX-ACCESS read-write

STATUS current

DESCRIPTION

"The name of the type of medium associated with this input sub-unit. This name need not be processed by the printer; it might simply be displayed to an operator. The standardized string values from ISO 10175 (DPA) and ISO 10180 (SPDL) are:

stationery	Separately cut sheets of an opaque material
transparency	Separately cut sheets of a transparent material
envelope	Envelopes that can be used for conventional
mailing purposes	
envelope-plain	Envelopes that are not preprinted and have no windows
envelope-window	Envelopes that have windows for addressing purposes
continuous-long	Continuously connected sheets of an opaque material connected along the long edge
continuous-short	Continuously connected sheets of an opaque material connected along the short edge
tab-stock	Media with tabs
multi-part-form	Form medium composed of multiple layers not pre-attached to one another; each sheet may be drawn separately from an input source
labels	Label stock
multi-layer	Form medium composed of multiple layers which are pre-attached to one another; e.g., for use with impact printers"

::= { prtInputEntry 21 }

prtInputMediaColor OBJECT-TYPE

SYNTAX OCTET STRING (SIZE(0..63))

MAX-ACCESS read-write

STATUS current

DESCRIPTION

"The name of the color of the medium associated with

this input sub-unit using standardized string values from ISO 10175 (DPA) and ISO 10180 (SPDL) which are:

other
unknown
white
pink
yellow
buff
goldenrod
blue
green
transparent

Implementors may add additional string values. The naming conventions in ISO 9070 are recommended in order to avoid potential name clashes."

::= { prtInputEntry 22 }

prtInputMediaFormParts OBJECT-TYPE

SYNTAX Integer32

MAX-ACCESS read-write

STATUS current

DESCRIPTION

"The number of parts associated with the medium associated with this input sub-unit if the medium is a multi-part form. The value (-1) means other and specifically indicates that the device places no restrictions on this parameter. The value (-2) means unknown."

::= { prtInputEntry 23 }

-- The Output Group

--

-- Output sub-units are managed as a tabular, indexed collection of
-- possible devices capable of receiving media delivered from the
-- printing process. Output sub-units typically have a location,
-- a type, an identifier, a set of constraints on possible media
-- sizes and potentially other characteristics, and may be capable
-- of indicating current status or capacity.

--

-- Implementation of every object in this group is mandatory.

prtOutput OBJECT IDENTIFIER ::= { printmib 9 }

prtOutputDefaultIndex OBJECT-TYPE

SYNTAX Integer32

MAX-ACCESS read-write

```

STATUS      current
DESCRIPTION
    "The value of prtOutputIndex corresponding to the default
    output sub-unit; that is, this object selects the default
    output destination."
 ::= { prtGeneralEntry 7 }

```

```

prtOutputTable OBJECT-TYPE
    SYNTAX      SEQUENCE OF PrtOutputEntry
    MAX-ACCESS  not-accessible
    STATUS      current
    DESCRIPTION
        "A table of the devices capable of receiving media delivered
        from the printing process."
    ::= { prtOutput 2 }

```

```

prtOutputEntry OBJECT-TYPE
    SYNTAX      PrtOutputEntry
    MAX-ACCESS  not-accessible
    STATUS      current
    DESCRIPTION
        "Attributes of a device capable of receiving media delivered
        from the printing process.

        Entries may exist in the table for each device
        index who's device type is 'printer'."
    INDEX      { hrDeviceIndex, prtOutputIndex }
    ::= { prtOutputTable 1 }

```

```

PrtOutputEntry ::= SEQUENCE {
    prtOutputIndex      Integer32,
    prtOutputType       INTEGER,
    prtOutputCapacityUnit CapacityUnit,
    prtOutputMaxCapacity Integer32,
    prtOutputRemainingCapacity Integer32,
    prtOutputStatus     SubUnitStatus,
    prtOutputName       OCTET STRING,
    prtOutputVendorName OCTET STRING,
    prtOutputModel       OCTET STRING,
    prtOutputVersion     OCTET STRING,
    prtOutputSerialNumber OCTET STRING,
    prtOutputDescription OCTET STRING,
    prtOutputSecurity    PresentOnOff,
    prtOutputDimUnit     MediaUnit,
    prtOutputMaxDimFeedDir Integer32,
    prtOutputMaxDimXFeedDir Integer32,
    prtOutputMinDimFeedDir Integer32,
    prtOutputMinDimXFeedDir Integer32,

```

```

        prtOutputStackingOrder          INTEGER,
        prtOutputPageDeliveryOrientation INTEGER,
        prtOutputBursting                PresentOnOff,
        prtOutputDecollating             PresentOnOff,
        prtOutputPageCollated            PresentOnOff,
        prtOutputOffsetStacking          PresentOnOff
    }

prtOutputIndex OBJECT-TYPE
    SYNTAX      Integer32
    MAX-ACCESS  not-accessible
    STATUS      current
    DESCRIPTION
        "A unique value used by this printer to identify this
        output sub-unit. Although these values may change due
        to a major reconfiguration of the sub-unit (e.g. the
        addition of new output devices to the printer), values
        are expected to remain stable across successive printer
        power cycles."
    ::= { prtOutputEntry 1 }

prtOutputType OBJECT-TYPE
    -- This value is a type 2 enumeration
    SYNTAX      INTEGER {
                    other(1),
                    unknown(2),
                    removableBin(3),
                    unRemovableBin(4),
                    continuousRollDevice(5),
                    mailBox(6),
                    continuousFanFold(7)
                }
    MAX-ACCESS  read-only
    STATUS      current
    DESCRIPTION
        "The type of technology supported by this output sub-unit."
    ::= { prtOutputEntry 2 }

prtOutputCapacityUnit OBJECT-TYPE
    SYNTAX      CapacityUnit
    MAX-ACCESS  read-only
    STATUS      current
    DESCRIPTION
        "The unit of measurement for use in calculating and relaying
        capacity values for this output sub-unit."
    ::= { prtOutputEntry 3 }

prtOutputMaxCapacity OBJECT-TYPE

```

SYNTAX Integer32
MAX-ACCESS read-write
STATUS current
DESCRIPTION

"The maximum capacity of this output sub-unit in output sub-unit capacity units (CapacityUnit). There is no convention associated with the media itself so this value essentially reflects claimed capacity. If this output sub-unit can reliably sense this value, the value is sensed by the printer and may not be changed by management requests; otherwise, the value may be written (by a Remote Control Panel or a Management Application). The value (-1) means other and specifically indicates that the sub-unit places no restrictions on this parameter. The value (-2) means unknown."

::= { prtOutputEntry 4 }

prtOutputRemainingCapacity OBJECT-TYPE

SYNTAX Integer32
MAX-ACCESS read-write
STATUS current
DESCRIPTION

"The remaining capacity of the possible output sub-unit capacity in output sub-unit capacity units (CapacityUnit) of this output sub-unit. If this output sub-unit can reliably sense this value, the value is sensed by the printer and may not be modified by management requests; otherwise, the value may be written (by a Remote Control Panel or a Management Application). The value (-1) means other and specifically indicates that the sub-unit places no restrictions on this parameter. The value (-2) means unknown. The value (-3) means that the printer knows that there remains capacity for at least one unit."

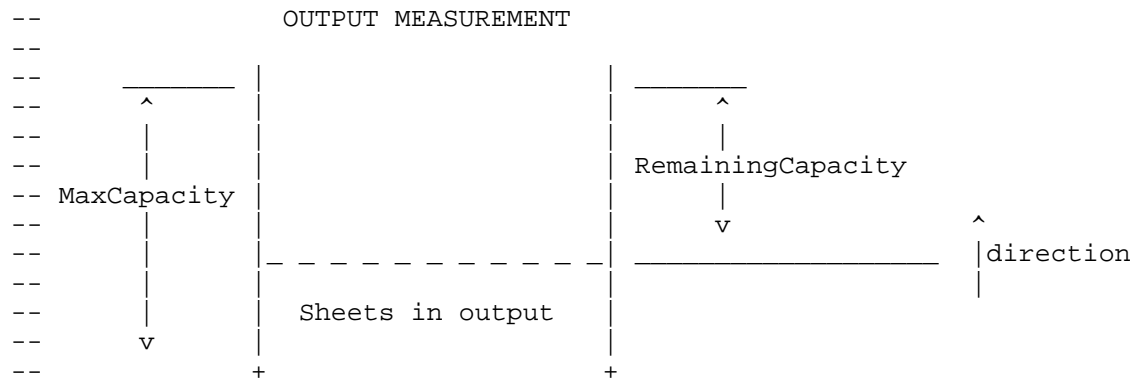
::= { prtOutputEntry 5 }

prtOutputStatus OBJECT-TYPE

SYNTAX SubUnitStatus
MAX-ACCESS read-only
STATUS current
DESCRIPTION

"The current status of this output sub-unit."

::= { prtOutputEntry 6 }



-- The Extended Output Group

```
-- This group is optional.  However, to claim conformance to this
-- group, it is necessary to implement every object in the group.
```

```
prOutputName OBJECT-TYPE
    SYNTAX      OCTET STRING (SIZE(0..63))
    MAX-ACCESS  read-write
    STATUS      current
    DESCRIPTION
        "The name assigned to this output sub-unit."
    ::= { prOutputEntry 7 }
```

```
prtnOutputVendorName OBJECT-TYPE
    SYNTAX      OCTET STRING (SIZE(0..63))
    MAX-ACCESS  read-only
    STATUS      current
    DESCRIPTION
        "The vendor name of this output sub-unit."
    ::= { prtnOutputEntry 8 }
```

```
prOutputModel OBJECT-TYPE
    SYNTAX      OCTET STRING (SIZE(0..63))
    MAX-ACCESS  read-only
    STATUS      current
    DESCRIPTION
        "The name assigned to this output sub-unit."
    ::= { prOutputEntry 9 }
```

```
prOutputVersion OBJECT-TYPE
    SYNTAX      OCTET STRING (SIZE(0..63))
    MAX-ACCESS  read-only
    STATUS      current
    DESCRIPTION
```



```
    "The version of this output sub-unit."  
 ::= { prtOutputEntry 10 }
```

```
prtOutputSerialNumber OBJECT-TYPE  
    SYNTAX      OCTET STRING (SIZE(0..63))  
    MAX-ACCESS  read-only  
    STATUS      current  
    DESCRIPTION  
        "The serial number assigned to this output sub-unit."  
 ::= { prtOutputEntry 11 }
```

```
prtOutputDescription OBJECT-TYPE  
    SYNTAX      OCTET STRING (SIZE(0..255))  
    MAX-ACCESS  read-only  
    STATUS      current  
    DESCRIPTION  
        " A free-form text description of this output sub-unit in the  
        localization specified by prtGeneralCurrentLocalization."  
 ::= { prtOutputEntry 12 }
```

```
prtOutputSecurity OBJECT-TYPE  
    SYNTAX      PresentOnOff  
    MAX-ACCESS  read-write  
    STATUS      current  
    DESCRIPTION  
        "Indicates if this output sub-unit has some security associated  
        with it and if that security is enabled or not."  
 ::= { prtOutputEntry 13 }
```

```
-- The Output Dimensions Group
```

```
--
```

```
-- This group is optional.  However, to claim conformance to this  
-- group, it is necessary to implement every object in the group.
```

```
prtOutputDimUnit OBJECT-TYPE  
    SYNTAX      MediaUnit  
    MAX-ACCESS  read-only  
    STATUS      current  
    DESCRIPTION  
        "The unit of measurement for use in calculating and relaying  
        dimensional values for this output sub-unit."  
 ::= { prtOutputEntry 14 }
```

```
prtOutputMaxDimFeedDir OBJECT-TYPE  
    SYNTAX      Integer32  
    MAX-ACCESS  read-write  
    STATUS      current  
    DESCRIPTION
```

"The maximum dimensions supported by this output sub-unit for measurements taken parallel relative to the feed direction associated with that sub-unit in output sub-unit dimensional units (DimUnit). If this output sub-unit can reliably sense this value, the value is sensed by the printer and may not be changed with management protocol operations."

::= { prtOutputEntry 15 }

prtOutputMaxDimXFeedDir OBJECT-TYPE

SYNTAX Integer32

MAX-ACCESS read-write

STATUS current

DESCRIPTION

"The maximum dimensions supported by this output sub-unit for measurements taken ninety degrees relative to the feed direction associated with that sub-unit in output sub-unit dimensional units (DimUnit). If this output sub-unit can reliably sense this value, the value is sensed by the printer and may not be changed with management protocol operations."

::= { prtOutputEntry 16 }

prtOutputMinDimFeedDir OBJECT-TYPE

SYNTAX Integer32

MAX-ACCESS read-write

STATUS current

DESCRIPTION

"The minimum dimensions supported by this output sub-unit for measurements taken parallel relative to the feed direction associated with that sub-unit in output sub-unit dimensional units (DimUnit). If this output sub-unit can reliably sense this value, the value is sensed by the printer and may not be changed with management protocol operations."

::= { prtOutputEntry 17 }

prtOutputMinDimXFeedDir OBJECT-TYPE

SYNTAX Integer32

MAX-ACCESS read-write

STATUS current

DESCRIPTION

"The minimum dimensions supported by this output sub-unit for measurements taken ninety degrees relative to the feed direction associated with that sub-unit in output sub-unit dimensional units (DimUnit). If this output sub-unit can reliably sense this value, the value is sensed by the printer and may not be changed with

```
        management protocol operations."
 ::= { prtOutputEntry 18 }

-- The Output Features Group
--
-- This group is optional.  However, to claim conformance to this
-- group, it is necessary to implement every object in the group.

prtOutputStackingOrder OBJECT-TYPE
    -- This value is a type 1 enumeration
    SYNTAX      INTEGER {
                        unknown(2),
                        firstToLast(3),
                        lastToFirst(4)
                    }
    MAX-ACCESS read-write
    STATUS      current
    DESCRIPTION
        "The current state of the stacking order for the
        associated output sub-unit. 'FirstToLast' means
        that as pages are output the front of the next page is
        placed against the back of the previous page.
        'LasttoFirst' means that as pages are output the back
        of the next page is placed against the front of the
        previous page."
    ::= { prtOutputEntry 19 }

prtOutputPageDeliveryOrientation OBJECT-TYPE
    -- This value is a type 1 enumeration
    SYNTAX      INTEGER {
                        faceUp(3),
                        faceDown(4)
                    }
    MAX-ACCESS read-write
    STATUS      current
    DESCRIPTION
        "The reading surface that will be 'up' when pages are
        delivered to the associated output sub-unit. Values are
        Face-Up and Face-Down. (Note: interpretation of these
        values is in general context-dependent based on locale;
        presentation of these values to an end-user should be
        normalized to the expectations of the user)."
    ::= { prtOutputEntry 20 }

prtOutputBursting OBJECT-TYPE
    SYNTAX      PresentOnOff
    MAX-ACCESS read-write
    STATUS      current
```

DESCRIPTION

"This object indicates that the outputting sub-unit supports bursting, and if so, whether the feature is enabled. Bursting is the process by which continuous media is separated into individual sheets, typically by bursting along pre-formed perforations."

::= { prtOutputEntry 21 }

prtOutputDecollating OBJECT-TYPE

SYNTAX PresentOnOff

MAX-ACCESS read-write

STATUS current

DESCRIPTION

"This object indicates that the output supports supports decollating, and if so, whether the feature is enabled. Decollating is the process by which the individual parts within a multi-part form are separated and sorted into separate stacks for each part."

::= { prtOutputEntry 22 }

prtOutputPageCollated OBJECT-TYPE

SYNTAX PresentOnOff

MAX-ACCESS read-write

STATUS current

DESCRIPTION

"This object indicates that the output sub-unit supports page collation, and if so, whether the feature is enabled."

::= { prtOutputEntry 23 }

prtOutputOffsetStacking OBJECT-TYPE

SYNTAX PresentOnOff

MAX-ACCESS read-write

STATUS current

DESCRIPTION

"This object indicates that the output supports supports offset stacking, and if so, whether the feature is enabled."

::= { prtOutputEntry 24 }

-- The Marker Group

--

-- A marker is the mechanism that produces marks on the print media. The
-- marker sub-units and their associated supplies are represented by the
-- Marker Group in the model. A printer can contain one or more marking
-- mechanisms. Some examples of multiple marker sub-units are: a printer
-- with separate markers for normal and magnetic ink or an imagesetter
-- that can output to both a proofing device and final film. Each marking

```
-- device can have its own set of characteristics associated with it,
-- such as marking technology and resolution.
--
-- Implementation of every object in this group is mandatory.
```

```
prtMarker OBJECT IDENTIFIER ::= { printmib 10 }
```

```
prtMarkerDefaultIndex OBJECT-TYPE
```

```
    SYNTAX      Integer32 (1..65535)
```

```
    MAX-ACCESS  read-write
```

```
    STATUS      current
```

```
    DESCRIPTION
```

```
        "The value of prtMarkerIndex corresponding to the
        default markersub-unit; that is, this object selects the
        default marker."
```

```
    ::= { prtGeneralEntry 8 }
```

```
-- The printable area margins as listed below define an area of the print
-- media which is guaranteed to be printable for all combinations of
-- input, media paths, and interpreters for this marker.
```

```
prtMarkerTable OBJECT-TYPE
```

```
    SYNTAX      SEQUENCE OF PrtMarkerEntry
```

```
    MAX-ACCESS  not-accessible
```

```
    STATUS      current
```

```
    DESCRIPTION
```

```
        ""
```

```
    ::= { prtMarker 2 }
```

```
prtMarkerEntry OBJECT-TYPE
```

```
    SYNTAX      PrtMarkerEntry
```

```
    MAX-ACCESS  not-accessible
```

```
    STATUS      current
```

```
    DESCRIPTION
```

```
        "Entries may exist in the table for each device
        index who's device type is 'printer'."
```

```
    INDEX { hrDeviceIndex, prtMarkerIndex }
```

```
    ::= { prtMarkerTable 1 }
```

```
PrtMarkerEntry ::= SEQUENCE {
```

```
    prtMarkerIndex      Integer32,
```

```
    prtMarkerMarkTech   INTEGER,
```

```
    prtMarkerCounterUnit INTEGER,
```

```
    prtMarkerLifeCount  Counter32,
```

```
    prtMarkerPowerOnCount Counter32,
```

```
    prtMarkerProcessColorants Integer32,
```

```
    prtMarkerSpotColorants Integer32,
```

```

    prtMarkerAddressabilityUnit      INTEGER,
    prtMarkerAddressabilityFeedDir   Integer32,
    prtMarkerAddressabilityXFeedDir  Integer32,
    prtMarkerNorthMargin             Integer32,
    prtMarkerSouthMargin             Integer32,
    prtMarkerWestMargin              Integer32,
    prtMarkerEastMargin              Integer32,
    prtMarkerStatus                  SubUnitStatus
}

prtMarkerIndex OBJECT-TYPE
    SYNTAX      Integer32 (1..65535)
    MAX-ACCESS  not-accessible
    STATUS      current
    DESCRIPTION
        "A unique value used by the printer to identify this marking
        SubUnitStatus.  Although these values may change due to a major
        reconfiguration of the device (e.g. the addition of new marking
        sub-units to the printer), values are expected to remain
        stable across successive printer power cycles."
    ::= { prtMarkerEntry 1 }

prtMarkerMarkTech OBJECT-TYPE
    -- This value is a type 2 enumeration
    SYNTAX      INTEGER {
        other(1),
        unknown(2),
        electrophotographicLED(3),
        electrophotographicLaser(4),
        electrophotographicOther(5),
        impactMovingHeadDotMatrix9pin(6),
        impactMovingHeadDotMatrix24pin(7),
        impactMovingHeadDotMatrixOther(8),
        impactMovingHeadFullyFormed(9),
        impactBand(10),
        impactOther(11),
        inkjetAqueous(12),
        inkjetSolid(13),
        inkjetOther(14),
        pen(15),
        thermalTransfer(16),
        thermalSensitive(17),
        thermalDiffusion(18),
        thermalOther(19),
        electroerosion(20),
        electrostatic(21),
        photographicMicrofiche(22),

```

```

        photographicImageSetter(23),
        photographicOther(24),
        ionDeposition(25),
        eBeam(26),
        typesetter(27)
    }
MAX-ACCESS read-only
STATUS      current
DESCRIPTION
    "The type of marking technology used for this marking sub-unit."
 ::= { prtMarkerEntry 2 }

prtMarkerCounterUnit OBJECT-TYPE
-- This value is a type 1 enumeration
SYNTAX      INTEGER {
    tenThousandthsOfInches(3), -- .0001
    micrometers(4),
    characters(5),
    lines(6),
    impressions(7),
    sheets(8),
    dotRow(9),
    hours(11),
    feet(16),
    meters(17)
}
MAX-ACCESS read-only
STATUS      current
DESCRIPTION
    "The unit that will be used by the printer when reporting
    counter values for this marking sub-unit.  The
    time units of measure are provided for a device like a
    strip recorder that does not or cannot track the physical
    dimensions of the media and does not use characters,
    lines or sheets."
 ::= { prtMarkerEntry 3 }

prtMarkerLifeCount OBJECT-TYPE
SYNTAX      Counter32
MAX-ACCESS read-only
STATUS      current
DESCRIPTION
    "The count of the number of units of measure counted during
    the life of printer using units of measure as specified by
    CounterUnit."
 ::= { prtMarkerEntry 4 }

prtMarkerPowerOnCount OBJECT-TYPE

```

```

SYNTAX      Counter32
MAX-ACCESS  read-only
STATUS      current
DESCRIPTION
    "The count of the number of units of measure counted since the
    equipment was most recently powered on using units of measure as
    specified by CounterUnit."
 ::= { prtMarkerEntry 5 }

```

prtMarkerProcessColorants OBJECT-TYPE

```

SYNTAX      Integer32 (0..65535)
MAX-ACCESS  read-only
STATUS      current
DESCRIPTION
    "The number of process colors supported by this marker.  A
    process color of 1 implies monochrome.  The value of this
    object and SpotColorants cannot both be 0.  Must be 0 or
    greater."
 ::= { prtMarkerEntry 6 }

```

prtMarkerSpotColorants OBJECT-TYPE

```

SYNTAX      Integer32 (0..65535)
MAX-ACCESS  read-only
STATUS      current
DESCRIPTION
    "The number of spot colors supported by this marker.  The
    value of this object and ProcessColorants cannot
    both be 0.  Must be 0 or greater."
 ::= { prtMarkerEntry 7 }

```

prtMarkerAddressabilityUnit OBJECT-TYPE

```

-- This value is a type 1 enumeration
SYNTAX      INTEGER {
                    tenThousandthsOfInches(3),  -- .0001
                    micrometers(4)
                }
MAX-ACCESS  read-only
STATUS      current
DESCRIPTION
    "The unit of measure of distances."
 ::= { prtMarkerEntry 8 }

```

prtMarkerAddressabilityFeedDir OBJECT-TYPE

```

SYNTAX      Integer32
MAX-ACCESS  read-only
STATUS      current
DESCRIPTION
    "The number of addressable marking positions in the feed

```


direction per 10000 units of measure specified by AddressabilityUnit. A value of (-1) implies 'other' or 'infinite' while a value of (-2) implies 'unknown'."

::= { prtMarkerEntry 9 }

prtMarkerAddressabilityXFeedDir OBJECT-TYPE

SYNTAX Integer32

MAX-ACCESS read-only

STATUS current

DESCRIPTION

"The number of addressable marking positions in the cross feed direction in 10000 units of measure specified by AddressabilityUnit. A value of (-1) implies 'other' or 'infinite' while a value of (-2) implies 'unknown'."

::= { prtMarkerEntry 10 }

prtMarkerNorthMargin OBJECT-TYPE

SYNTAX Integer32

MAX-ACCESS read-only

STATUS current

DESCRIPTION

"The margin, in units identified by AddressabilityUnit, from the leading edge of the medium as the medium flows through the marking engine with the side to be imaged facing the observer. The leading edge is the North edge and the other edges are defined by the normal compass layout of directions with the compass facing the observer. Printing within the area bounded by all four margins is guaranteed for all interpreters. The value (-2) means unknown."

::= { prtMarkerEntry 11 }

prtMarkerSouthMargin OBJECT-TYPE

SYNTAX Integer32

MAX-ACCESS read-only

STATUS current

DESCRIPTION

"The margin from the South edge (see NorthMargin) of the medium in units identified by AddressabilityUnit. Printing within the area bounded by all four margins is guaranteed for all interpreters. The value (-2) means unknown."

::= { prtMarkerEntry 12 }

prtMarkerWestMargin OBJECT-TYPE

SYNTAX Integer32

MAX-ACCESS read-only

STATUS current

DESCRIPTION

"The margin from the West edge (see NorthMargin) of the medium in units identified by AddressabilityUnit. Printing within the area bounded by all four margins is guaranteed for all interpreters. The value (-2) means unknown."

::= { prtMarkerEntry 13 }

prtMarkerEastMargin OBJECT-TYPE

SYNTAX Integer32

MAX-ACCESS read-only

STATUS current

DESCRIPTION

"The margin from the East edge (see NorthMargin) of the medium in units identified by AddressabilityUnit. Printing within the area bounded by all four margins is guaranteed for all interpreters. The value (-2) means unknown."

::= { prtMarkerEntry 14 }

prtMarkerStatus OBJECT-TYPE

SYNTAX SubUnitStatus

MAX-ACCESS read-only

STATUS current

DESCRIPTION

"The current status of this marker sub-unit."

::= { prtMarkerEntry 15 }

-- The Marker Supplies Group

--

-- This group is optional. However, to claim conformance to this group, it is necessary to implement every object in the group.

prtMarkerSupplies OBJECT IDENTIFIER ::= { printmib 11 }

prtMarkerSuppliesTable OBJECT-TYPE

SYNTAX SEQUENCE OF PrtMarkerSuppliesEntry

MAX-ACCESS not-accessible

STATUS current

DESCRIPTION

"A table of the marker supplies available on this printer."

::= { prtMarkerSupplies 1 }

prtMarkerSuppliesEntry OBJECT-TYPE

SYNTAX PrtMarkerSuppliesEntry

MAX-ACCESS not-accessible

STATUS current

DESCRIPTION

"Attributes of a marker supply.

Entries may exist in the table for each device index who's device type is 'printer'."

```
INDEX { hrDeviceIndex, prtMarkerSuppliesIndex }
::= { prtMarkerSuppliesTable 1 }
```

```
PrtMarkerSuppliesEntry ::= SEQUENCE {
    prtMarkerSuppliesIndex      Integer32,
    prtMarkerSuppliesMarkerIndex Integer32,
    prtMarkerSuppliesColorantIndex Integer32,
    prtMarkerSuppliesClass      INTEGER,
    prtMarkerSuppliesType       INTEGER,
    prtMarkerSuppliesDescription OCTET STRING,
    prtMarkerSuppliesSupplyUnit  INTEGER,
    prtMarkerSuppliesMaxCapacity Integer32,
    prtMarkerSuppliesLevel      Integer32
}
```

prtMarkerSuppliesIndex OBJECT-TYPE

SYNTAX Integer32 (1..65535)

MAX-ACCESS not-accessible

STATUS current

DESCRIPTION

"A unique value used by the printer to identify this marker supply. Although these values may change due to a major reconfiguration of the device (e.g. the addition of new marker supplies to the printer), values are expected to remain stable across successive printer power cycles."

```
::= { prtMarkerSuppliesEntry 1 }
```

prtMarkerSuppliesMarkerIndex OBJECT-TYPE

SYNTAX Integer32 (0..65535)

MAX-ACCESS read-only

STATUS current

DESCRIPTION

"The value of prtMarkerIndex corresponding to the marking sub-unit with which this marker supply sub-unit is associated."

```
::= { prtMarkerSuppliesEntry 2 }
```

prtMarkerSuppliesColorantIndex OBJECT-TYPE

SYNTAX Integer32 (0..65535)

MAX-ACCESS read-only

STATUS current

DESCRIPTION

"The value of prtMarkerColorantIndex

corresponding to the colorant with which this marker supply sub-unit is associated. This value shall be 0 if there is no colorant table."

::= { prtMarkerSuppliesEntry 3 }

prtMarkerSuppliesClass OBJECT-TYPE

-- This value is a type 1 enumeration

SYNTAX INTEGER {
 other(1),
 supplyThatIsConsumed(3),
 receptacleThatIsFilled(4)
}

MAX-ACCESS read-only

STATUS current

DESCRIPTION

"Indicates whether this supply entity represents a supply container that is consumed or a receptacle that is filled."

::= { prtMarkerSuppliesEntry 4 }

prtMarkerSuppliesType OBJECT-TYPE

-- This value is a type 3 enumeration

SYNTAX INTEGER {
 other(1),
 unknown(2),
 toner(3),
 wasteToner(4),
 ink(5),
 inkCartridge(6),
 inkRibbon(7),
 wasteInk(8),
 opc(9),
 developer(10),
 fuserOil(11),
 solidWax(12),
 ribbonWax(13),
 wasteWax(14)
}

MAX-ACCESS read-only

STATUS current

DESCRIPTION

"The type of this supply."

::= { prtMarkerSuppliesEntry 5 }

prtMarkerSuppliesDescription OBJECT-TYPE

SYNTAX OCTET STRING (SIZE(0..255))

MAX-ACCESS read-only

STATUS current

DESCRIPTION

```
    "The description of this supply container/receptacle in the
    localization specified by prtGeneralCurrentLocalization."
 ::= { prtMarkerSuppliesEntry 6 }
```

```
prtMarkerSuppliesSupplyUnit OBJECT-TYPE
-- This value is a type 1 enumeration
SYNTAX      INTEGER {
                tenThousandthsOfInches(3),  -- .0001
                micrometers(4),
                thousandthsOfOunces(12),
                tenthsOfGrams(13),
                hundrethsOfFluidOunces(14),
                tenthsOfMilliliters(15)
            }
MAX-ACCESS read-only
STATUS      current
DESCRIPTION
    "Unit of this marker supply container/receptacle."
 ::= { prtMarkerSuppliesEntry 7 }
```

```
prtMarkerSuppliesMaxCapacity OBJECT-TYPE
SYNTAX      Integer32
MAX-ACCESS read-write
STATUS      current
DESCRIPTION
    "The maximum capacity of this supply container/receptacle
    expressed in SupplyUnit. If this supply
    container/receptacle can reliably sense this value, the
    value is sensed by the printer and is read-only;
    otherwise, the value may be written (by a Remote Contol
    Panel or a Management Application). The value (-1) means
    other and specifically indicates that the sub-unit places
    no restrictions on this parameter. The value (-2) means
    unknown."
 ::= { prtMarkerSuppliesEntry 8 }
```

```
prtMarkerSuppliesLevel OBJECT-TYPE
SYNTAX      Integer32
MAX-ACCESS read-write
STATUS      current
DESCRIPTION
    "The current level if this supply is a container; the
    remaining space if this supply is a receptacle. If this
    supply container/receptacle can reliably sense this
    value, the value is sensed by the printer and is
    read-only; otherwise, the value may be written (by a
    Remote Contol Panel or a Management Application). The
    value (-1) means other and specifically indicates that
```

the sub-unit places no restrictions on this parameter.
 The value (-2) means unknown. A value of (-3) means that the
 printer knows that there is some supply/remaining space,
 respectively."

```
::= { prtMarkerSuppliesEntry 9 }
```

```
-- The Marker Colorant Group
```

```
--
```

```
-- This group is optional. However, to claim conformance to this  

-- group, it is necessary to implement every object in the group.
```

```
prtMarkerColorant OBJECT IDENTIFIER ::= { printmib 12 }
```

```
prtMarkerColorantTable OBJECT-TYPE
```

```
SYNTAX      SEQUENCE OF PrtMarkerColorantEntry
```

```
MAX-ACCESS not-accessible
```

```
STATUS      current
```

```
DESCRIPTION
```

```
"A table of all of the colorants available on the printer."
```

```
::= { prtMarkerColorant 1 }
```

```
prtMarkerColorantEntry OBJECT-TYPE
```

```
SYNTAX      PrtMarkerColorantEntry
```

```
MAX-ACCESS not-accessible
```

```
STATUS      current
```

```
DESCRIPTION
```

```
"Attributes of a colorant available on the printer.
```

```
Entries may exist in the table for each device  

index who's device type is 'printer'."
```

```
INDEX { hrDeviceIndex, prtMarkerColorantIndex }
```

```
::= { prtMarkerColorantTable 1 }
```

```
PrtMarkerColorantEntry ::= SEQUENCE {
```

```
    prtMarkerColorantIndex      Integer32,
```

```
    prtMarkerColorantMarkerIndex Integer32,
```

```
    prtMarkerColorantRole       INTEGER,
```

```
    prtMarkerColorantValue      OCTET STRING,
```

```
    prtMarkerColorantTonality   Integer32
```

```
}
```

```
prtMarkerColorantIndex OBJECT-TYPE
```

```
SYNTAX      Integer32 (1..65535)
```

```
MAX-ACCESS not-accessible
```

```
STATUS      current
```

```
DESCRIPTION
```

```
"A unique value used by the printer to identify this colorant.
```

```
Although these values may change due to a major
```

reconfiguration of the device (e.g. the addition of new colorants to the printer), values are expected to remain stable across successive printer power cycles."

::= { prtMarkerColorantEntry 1 }

prtMarkerColorantMarkerIndex OBJECT-TYPE

SYNTAX Integer32 (0..65535)

MAX-ACCESS read-only

STATUS current

DESCRIPTION

"The value of prtMarkerIndex corresponding to the marker sub-unit with which this colorant entry is associated."

::= { prtMarkerColorantEntry 2 }

prtMarkerColorantRole OBJECT-TYPE

-- This value is a type 1 enumeration

SYNTAX INTEGER { -- Colorant Role
 other(1),
 process(3),
 spot(4)
 }

MAX-ACCESS read-only

STATUS current

DESCRIPTION

"The role played by this colorant."

::= { prtMarkerColorantEntry 3 }

prtMarkerColorantValue OBJECT-TYPE

SYNTAX OCTET STRING (SIZE(0..63))

MAX-ACCESS read-only

STATUS current

DESCRIPTION

"The name of the color of this The name of the color of this colorant using standardized string names from ISO 10175 (DPA) and ISO 10180 (SPDL) which are:

other
unknown
white
red
green
blue
cyan
magenta
yellow
black

Implementors may add additional string values. The naming conventions in ISO 9070 are recommended in order to avoid

```

        potential name clashes"
 ::= { prtMarkerColorantEntry 4 }

prtMarkerColorantTonality OBJECT-TYPE
    SYNTAX      Integer32
    MAX-ACCESS  read-only
    STATUS      current
    DESCRIPTION
        "The distinct levels of tonality realizable by a marking
        sub-unit when using this colorant.  This value does not
        include the number of levels of tonal difference that an
        interpreter can obtain by techniques such as half toning.
        This value must be at least 2."
    ::= { prtMarkerColorantEntry 5 }

-- The Media Path Group
--
-- The media paths encompass the mechanisms in the printer that move the
-- media through the printer and connect all other media related sub-
-- units: inputs, outputs, markers and finishers. A printer contains one
-- or more media paths. These are represented by the Media Path Group in
-- the model. The Media Path group has some attributes that apply to all
-- paths plus a table of the separate media paths.

prtMediaPath OBJECT IDENTIFIER ::= { printmib 13 }

prtMediaPathDefaultIndex OBJECT-TYPE
    SYNTAX      Integer32 (1..65535)
    MAX-ACCESS  read-write
    STATUS      current
    DESCRIPTION
        "The value of prtMediaPathIndex corresponding to
        the default media path; that is, the selection of the
        default media path."
    ::= { prtGeneralEntry 9 }

prtMediaPathTable OBJECT-TYPE
    SYNTAX      SEQUENCE OF PrtMediaPathEntry
    MAX-ACCESS  not-accessible
    STATUS      current
    DESCRIPTION
        " "
    ::= { prtMediaPath 4 }

prtMediaPathEntry OBJECT-TYPE
    SYNTAX      PrtMediaPathEntry
    MAX-ACCESS  not-accessible
    STATUS      current

```


DESCRIPTION

"Entries may exist in the table for each device index who's device type is 'printer'."

INDEX { hrDeviceIndex, prtMediaPathIndex }
 ::= { prtMediaPathTable 1 }

```
PrtMediaPathEntry ::= SEQUENCE {
    prtMediaPathIndex          Integer32,
    prtMediaPathMaxSpeedPrintUnit  INTEGER,
    prtMediaPathMediaSizeUnit    MediaUnit,
    prtMediaPathMaxSpeed        Integer32,
    prtMediaPathMaxMediaFeedDir  Integer32,
    prtMediaPathMaxMediaXFeedDir Integer32,
    prtMediaPathMinMediaFeedDir  Integer32,
    prtMediaPathMinMediaXFeedDir Integer32,
    prtMediaPathType            INTEGER,
    prtMediaPathDescription      OCTET STRING,
    prtMediaPathStatus           SubUnitStatus
}
```

prtMediaPathIndex OBJECT-TYPE

SYNTAX Integer32 (1..65535)

MAX-ACCESS not-accessible

STATUS current

DESCRIPTION

"A unique value used by the printer to identify this media path. Although these values may change due to a major reconfiguration of the device (e.g. the addition of new media paths to the printer), values are expected to remain stable across successive printer power cycles."

::= { prtMediaPathEntry 1 }

prtMediaPathMaxSpeedPrintUnit OBJECT-TYPE

-- This value is a type 1 enumeration

```
SYNTAX INTEGER {
    tenThousandthsOfInchesPerHour(3),  -- .0001/hour
    micrometersPerHour(4),
    charactersPerHour(5),
    linesPerHour(6),
    impressionsPerHour(7),
    sheetsPerHour(8),
    dotRowPerHour(9),
    feetPerHour(16),
    metersPerHour(17)
}
```

MAX-ACCESS read-only

STATUS current
DESCRIPTION
"The unit of measure used in specifying the speed of all media
paths in the printer."
::= { prtMediaPathEntry 2 }

prtMediaPathMediaSizeUnit OBJECT-TYPE

SYNTAX MediaUnit
MAX-ACCESS read-only
STATUS current
DESCRIPTION
"The units of measure of media size for use in calculating and
relaying dimensional values for all media paths in the printer."
::= { prtMediaPathEntry 3 }

prtMediaPathMaxSpeed OBJECT-TYPE

SYNTAX Integer32
MAX-ACCESS read-only
STATUS current
DESCRIPTION
"The maximum printing speed of this media path expressed in
prtMediaPathMaxSpeedUnit's. A value of (-1) implies
'other'."
::= { prtMediaPathEntry 4 }

prtMediaPathMaxMediaFeedDir OBJECT-TYPE

SYNTAX Integer32
MAX-ACCESS read-only
STATUS current
DESCRIPTION
"The maximum physical media size in the feed direction of this
media path expressed in units of measure specified by
MediaSizeUnit. A value of (-1) implies 'unlimited'. A value
of (-2) implies 'unknown'."
::= { prtMediaPathEntry 5 }

prtMediaPathMaxMediaXFeedDir OBJECT-TYPE

SYNTAX Integer32
MAX-ACCESS read-only
STATUS current
DESCRIPTION
"The maximum physical media size across the feed direction of
this media path expressed in units of measure specified by
MediaSizeUnit. A value of (-2) implies 'unknown'."
::= { prtMediaPathEntry 6 }

prtMediaPathMinMediaFeedDir OBJECT-TYPE

SYNTAX Integer32

```

MAX-ACCESS read-only
STATUS      current
DESCRIPTION
    "The minimum physical media size in the feed direction of this
    media path expressed in units of measure specified by
    MediaSizeUnit. A value of (-2) implies 'unknown'."
 ::= { prtMediaPathEntry 7 }

```

prtMediaPathMinMediaXFeedDir OBJECT-TYPE

```

SYNTAX      Integer32
MAX-ACCESS read-only
STATUS      current
DESCRIPTION
    "The minimum physical media size across the feed direction of
    this media path expressed in units of measure specified by
    MediaSizeUnit. A value of (-2) implies 'unknown'."
 ::= { prtMediaPathEntry 8 }

```

prtMediaPathType OBJECT-TYPE

```

-- This value is a type 2 enumeration
SYNTAX      INTEGER {
                    other(1),
                    unknown(2),
                    longEdgeBindingDuplex(3),
                    shortEdgeBindingDuplex(4),
                    simplex(5)
                }
MAX-ACCESS read-only
STATUS      current
DESCRIPTION
    "The type of the media path for this media path."
 ::= { prtMediaPathEntry 9 }

```

prtMediaPathDescription OBJECT-TYPE

```

SYNTAX      OCTET STRING (SIZE(0..255))
MAX-ACCESS read-only
STATUS      current
DESCRIPTION
    "The manufacturer-provided description of this media path in
    the localization specified by prtGeneralCurrentLocalization."
 ::= { prtMediaPathEntry 10 }

```

prtMediaPathStatus OBJECT-TYPE

```

SYNTAX      SubUnitStatus
MAX-ACCESS read-only
STATUS      current
DESCRIPTION
    "The current status of this media path."

```

```

 ::= { prtMediaPathEntry 11 }

-- The Channel Group
--
-- Implementation of every object in this group is mandatory.

-- Channels are independent sources of print data. Here,
-- print data is the term used for the information that is
-- used to construct printed pages and may have both data
-- and control aspects. The output of a channel is in a form
-- suitable for input to one of the interpreters as a
-- stream. A channel may be independently enabled (allowing
-- print data to flow) or disabled (stopping the flow of
-- print data). A printer may have one or more channels.
--
-- Basically, the channel abstraction is intended to cover
-- all the aspects of getting the print data to an
-- interpreter. This might include transporting the data
-- from one place to another, it might include (invisible)
-- compression, it might include encoding or packetizing to
-- provide multiple information sources over a single
-- physical interface and it might include filtering
-- characters that were destined for another kind of
-- channel. All of these aspects are hidden in the channel
-- abstraction. (Note some Page Description Languages have
-- compression built into them so "invisible" compression
-- refers to compression done by the transport medium and
-- removed before the data is presented to the interpreter.)
--
-- There are many kinds of channels; some of which are based
-- on networks and others which are not. For example, a
-- channel can be a serial (or parallel) connection; it can
-- be a service, such as the Unix Line Printer Daemon (LPD),
-- offering itself over a network connection (interface); or
-- it could be a disk drive into which a floppy disks with
-- the print data is inserted. Each channel is typically
-- identified by the electronic path and/or service protocol
-- used to deliver print data to the printer.
--
-- Channel example                                Implementation
--
-- serial port channel                            bi-directional data channel
-- parallel port channel                         often uni-directional channel
-- IEEE 1284 port channel                        bi-directional channel
-- SCSI port channel                             bi-directional
-- Apple PAP channel                             may be based on Local-, Ether-or
--                                              TokenTalk
-- LPD Server channel                            typically TCP/IP based, port 515

```

```
-- Novell Remote Printer          typically SPX/IPX based channel
-- Novell Print Server            typically SPX/IPX based channel
-- port 9100 channel              HP and friends
-- Adobe AppSocket(9101) channel  a bi-directional extension of LPD
--
-- It is easy to note that this is a mixed bag.  There are
-- some physical connections over which no (or very meager)
-- protocols are run (e.g. the serial or old parallel ports)
-- and there are services which often have elaborate
-- protocols that run over a number of protocol stacks.  In
-- the end what is important is the delivery of print data
-- thru the channel.
--
-- The channel sub-units are represented by the Channel
-- Group in the Model.  It has a current Control Language
-- which can be used to specify which interpreter is to be
-- used for the print data and to query and change
-- environment variables used by the interpreters (and
-- Mangement Applications).  There is also a default
-- interpreter that is to be used if an interpreter is not
-- explicitly specified using the Control Language.  Channel
-- sub-units are based on an underlying interface.
--
--      The channel table and its underlying structure
--
-- The first seven items in the Channel Table define the
-- "channel" itself.  A channel typically depends on other
-- protocols and interfaces to provide the data that flows
-- thru the channel.  It is necessary to provide control of
-- the (perhaps complex) process by which print data arrives
-- at an interpreter.  Control is largely limited to enabling
-- or disabling the whole channel.  It is likely, however,
-- that more control of the process of accessing print data
-- will be needed over time.  Thus, the ChannelType will
-- allow type specific data to be associated with each
-- channel (using ChannelType specific groups in a fashion
-- analogous to the media specific MIBs that are associated
-- with the IANAIfType in the Interfaces Table).  As a first
-- step in this direction, each channel will identify the
-- underlying Interface on which it is based.  This is the
-- eighth object in each row of the table.
--
-- Some examples of the kind of control are where
-- compression or encoding is used; and whether the data is
-- filtered to remove file storage anomolies such as those
-- created by using MS-DOS/PC-DOS LPT1:.
```

```
-- The Channel Table
--
-- The prtChannelTable represents the set of input data sources which
-- can provide print data to one or more of the interpreters
-- available on a printer
```

```
prtChannel OBJECT IDENTIFIER ::= { printmib 14 }
```

```
prtChannelTable OBJECT-TYPE
```

```
    SYNTAX      SEQUENCE OF PrtChannelEntry
    MAX-ACCESS  not-accessible
    STATUS      current
    DESCRIPTION
```

```
        ""
```

```
    ::= { prtChannel 1 }
```

```
prtChannelEntry OBJECT-TYPE
```

```
    SYNTAX      PrtChannelEntry
    MAX-ACCESS  not-accessible
    STATUS      current
    DESCRIPTION
        "Entries may exist in the table for each device
        index who's device type is 'printer'."
    INDEX { hrDeviceIndex, prtChannelIndex }
    ::= { prtChannelTable 1 }
```

```
PrtChannelEntry ::= SEQUENCE {
```

```
    prtChannelIndex          Integer32,
    prtChannelType           INTEGER,
    prtChannelProtocolVersion OCTET STRING,
    prtChannelCurrentJobCntlLangIndex Integer32,
    prtChannelDefaultPageDescLangIndex Integer32,
    prtChannelState          INTEGER,
    prtChannelIfIndex        Integer32,
    prtChannelStatus         SubUnitStatus
```

```
}
```

```
prtChannelIndex OBJECT-TYPE
```

```
    SYNTAX      Integer32
    MAX-ACCESS  not-accessible
    STATUS      current
    DESCRIPTION
```

```
        "A unique value used by the printer to identify this data
        channel. Although these values may change due to a major
        reconfiguration of the device (e.g. the addition of new data
        channels to the printer), values are expected to remain
        stable across successive printer power cycles."
```

```
::= { prtChannelEntry 1 }
```

```
prtChannelType OBJECT-TYPE
```

```
-- This value is a type 2 enumeration
```

```
SYNTAX      INTEGER {
    other(1),
    chSerialPort(3),
    chParallelPort(4),
    chIEEE1284Port(5),
    chSCSIPort(6),
    chAppleTalkPAP(7), -- AppleTalk Printer Achess Protocol
    chLPDServer(8),
    chNetwareRPrinter(9), -- Netware
    chNetwarePServer(10), -- Netware
    chPort9100(11),
    chAppSocket(12),      -- a bi-directional, LPD-like
                          -- protocol using 9101 for
                          -- control and 9100 for data.
                          -- Adobe Systems, Inc.
    chFTP(13),            -- FTP "PUT" to printer
    chTFTP(14),
    chDLCLLCPort(15),
    chIBM3270(16),
    chIBM5250(17),
    chFax(18),
    chIEEE1394(19),
    chTransport1(20),     -- port 35
    chCPAP(21),           -- port 170
    chDCERemoteProcCall(22), -- OSF
    chONCRemoteProcCall(23), -- Sun Microsystems
    chOLE(24),            -- Microsoft
    chNamedPipe(25),
    chPCPrint(26),        -- Banyan
    chServerMessageBlock(27),
    -- File/Print sharing protocol used by
    -- various network operating systems
    -- from IBM 3Com, Microsoft and others
    chDPMF(28), -- Distributed Print Mgt. Framework, IBM
    chDLLAPI(29), -- Microsoft
    chVxDABI(30), -- Microsoft
    chSystemObjectManager(31), -- IBM
    chDECLAT(32),      -- Digital Equipment Corp.
    chNPAP(33)
}
```

```
MAX-ACCESS read-only
```

```
STATUS      current
```

```
DESCRIPTION
```

```
"The type of this print data channel.  This
```

object provides the linkage to ChannelType-specific groups that may (conceptually) extend the prtChannelTable with additional details about that channel."

::= { prtChannelEntry 2 }

prtChannelProtocolVersion OBJECT-TYPE

SYNTAX OCTET STRING (SIZE(0..63))

MAX-ACCESS read-only

STATUS current

DESCRIPTION

"The version of the protocol used on this channel. The format used for version numbering depends on prtChannelType."

::= { prtChannelEntry 3 }

prtChannelCurrentJobCntlLangIndex OBJECT-TYPE

SYNTAX Integer32

MAX-ACCESS read-write

STATUS current

DESCRIPTION

"The value of prtInterpreterIndex corresponding to the Control Language Interpreter for this channel. This interpreter defines the syntax used for control functions, such as querying or changing environment variables and identifying job boundaries (e.g. PJP, PostScript, NPAP). Must be 1 or greater."

::= { prtChannelEntry 4 }

prtChannelDefaultPageDescLangIndex OBJECT-TYPE

SYNTAX Integer32

MAX-ACCESS read-write

STATUS current

DESCRIPTION

"The value of prtInterpreterIndex corresponding to the Page Description Language Interpreter for this channel. This interpreter defines the default Page Description Language interpreter to be used for the print data unless the Control Language is used to select a specific interpreter (e.g., PCL, PostScript Language, auto-sense). Must be 1 or greater."

::= { prtChannelEntry 5 }

prtChannelState OBJECT-TYPE

-- This value is a type 1 enumeration

SYNTAX INTEGER {
 other(1),
 printDataAccepted(3),
 noDataAccepted(4)


```

    }
    MAX-ACCESS read-write
    STATUS      current
    DESCRIPTION
        "The state of this print data channel. The value determines
        whether control information and print data is allowed through
        this channel or not."
    ::= { prtChannelEntry 6 }

```

prtChannelIfIndex OBJECT-TYPE

```

    SYNTAX      Integer32
    MAX-ACCESS read-write
    STATUS      current
    DESCRIPTION
        "The value of ifIndex (in the ifTable; see the interface
        section of MIB-2/RFC 1213) which corresponds to this channel.
        When more than one row of the ifTable is relevant, this is
        the index of the row representing the topmost layer in the
        interface hierarchy. A value of zero indicates that no
        interface is associated with this channel."
    ::= { prtChannelEntry 7 }

```

prtChannelStatus OBJECT-TYPE

```

    SYNTAX      SubUnitStatus
    MAX-ACCESS read-only
    STATUS      current
    DESCRIPTION
        "The current status of the channel."
    ::= { prtChannelEntry 8 }

```

-- The Interpreter Group

--

-- The interpreter sub-units are responsible for the conversion of a
 -- description of intended print instances into images that are to be
 -- marked on the media. A printer may have one or more interpreters. The
 -- interpreter sub-units are represented by the Interpreter Group in the
 -- Model. Each interpreter is generally implemented with software running
 -- on the System Controller sub-unit. The Interpreter Table has one entry
 -- per interpreter where the interpreters include both Page Description
 -- Language (PDL) Interpreters and Control Language Interpreters.

--

-- Implementation of every object in this group is mandatory.

prtInterpreter OBJECT IDENTIFIER ::= { printmib 15 }

-- Interpreter Table

--

```
-- The prtInterpreterTable is a table representing the interpreters in
-- the printer.  An entry shall be placed in the interpreter table for
-- each interpreter on the printer.
```

```
prtInterpreterTable OBJECT-TYPE
```

```
    SYNTAX      SEQUENCE OF PrtInterpreterEntry
```

```
    MAX-ACCESS  not-accessible
```

```
    STATUS      current
```

```
    DESCRIPTION
```

```
        " "
```

```
    ::= { prtInterpreter 1 }
```

```
prtInterpreterEntry OBJECT-TYPE
```

```
    SYNTAX      PrtInterpreterEntry
```

```
    MAX-ACCESS  not-accessible
```

```
    STATUS      current
```

```
    DESCRIPTION
```

```
        "Entries may exist in the table for each device
        index who's device type is 'printer'."
```

```
    INDEX { hrDeviceIndex, prtInterpreterIndex }
```

```
    ::= { prtInterpreterTable 1 }
```

```
PrtInterpreterEntry ::= SEQUENCE {
```

```
    prtInterpreterIndex          Integer32,
```

```
    prtInterpreterLangFamily     INTEGER,
```

```
    prtInterpreterLangLevel     OCTET STRING,
```

```
    prtInterpreterLangVersion    OCTET STRING,
```

```
    prtInterpreterDescription    OCTET STRING,
```

```
    prtInterpreterVersion        OCTET STRING,
```

```
    prtInterpreterDefaultOrientation  INTEGER,
```

```
    prtInterpreterFeedAddressability Integer32,
```

```
    prtInterpreterXFeedAddressability Integer32,
```

```
    prtInterpreterDefaultCharSetIn  CodedCharSet,
```

```
    prtInterpreterDefaultCharSetOut CodedCharSet,
```

```
    prtInterpreterTwoWay           INTEGER
```

```
}
```

```
prtInterpreterIndex OBJECT-TYPE
```

```
    SYNTAX      Integer32
```

```
    MAX-ACCESS  not-accessible
```

```
    STATUS      current
```

```
    DESCRIPTION
```

```
        "A unique value for each PDL or control language for which
        there exists an interpreter or emulator in the printer.  The
        value is used to identify this interpreter.  Although these
        values may change due to a major reconfiguration of the device
        (e.g. the addition of new interpreters to the printer), values
        are expected to remain stable across successive printer power
```

```

        cycles."
 ::= { prtInterpreterEntry 1 }

prtInterpreterLangFamily OBJECT-TYPE
-- This value is a type 2 enumeration
SYNTAX      INTEGER {
    other(1),
    langPCL(3),          -- PCL. Starting with PCL version 5,
                        -- HP-GL/2 is included as part of the
                        -- PCL language.
                        -- PCL and HP-GL/2 are registered
                        -- trademarks of Hewlett-Packard Company.
    langHPGL(4),         -- Hewlett-Packard Graphics Language.
                        -- HP-GL is a registered trademark of
                        -- Hewlett-Packard Company.
    langPJL(5),          -- Peripheral Job Language. Appears in the
                        -- data stream between data intended for a
                        -- page description language.
                        -- Hewlett-Packard Co.
    langPS(6),           -- PostScript Language (tm)
                        -- Postscript - a trademark of Adobe
                        -- Systems Incorporated which may be
                        -- registered in certain jurisdictions
    langPSPrinter(42),   -- The PostScript Language used for
                        -- control (with any PDLs)
                        -- Adobe Systems Incorporated
    langIPDS(7),         -- Intelligent Printer Data Stream
                        -- Bi-directional print data stream for
                        -- documents consisting of data objects
                        -- (text, image, graphics, bar codes),
                        -- resources (fonts, overlays) and page,
                        -- form and finishing instructions.
                        -- Facilitates system level device
                        -- control, document tracking and error
                        -- recovery throughout the print process.
                        -- Pennant Systems, IBM
    langPPDS(8),         -- IBM Personal Printer Data Stream.
                        -- Originally called IBM ASCII, the name
                        -- was changed to PPDS when the Laser
                        -- Printer was introduced in 1989.
                        -- Lexmark International, Inc.
    langEscapeP(9),
    langEpson(10),
    langDDIF(11),        -- Digital Document Interchange Format
                        -- Digital Equipment Corp., Maynard MA
    langInterpress(12),
    langISO6429(13),     -- ISO 6429. Control functions for Coded
                        -- Character Sets (has ASCII control

```

```
-- characters, plus additional controls for
-- character imaging devices.)
-- ISO Standard, Geneva, Switzerland
langLineData(14), -- line-data: Lines of data as separate
-- ASCII or EBCDIC records and containing
-- no control functions (no CR, LF, HT, FF,
-- etc.). For use with traditional line
-- printers. May use CR and/or LF to
-- delimit lines, instead of records. See
-- ISO 10175 Document Printing Application
-- (DPA)
-- ISO standard, Geneva, Switzerland
langMODCA(15), -- Mixed Object Document Content Architecture
-- Definitions that allow the composition,
-- interchange, and presentation of final
-- form documents as a collection of data
-- objects (text, image, graphics, bar
-- codes), resources (fonts, overlays) and
-- page, form and finishing instructions.
-- Pennant Systems, IBM
langREGIS(16), -- Remote Graphics Instruction Set,
-- Digital Equipment Corp., Maynard MA
langSCS(17), -- SNA Character String
-- Bi-directional print data stream for SNA
-- LU-1 mode of communications
-- IBM
langSPDL(18), -- ISO 10180 Standard Page Description
-- Language
-- ISO Standard
langTEK4014(19),
langPDS(20),
langIGP(21),
langCodeV(22), -- Magnum Code-V, Image and printer control
-- language used to control impact/dot-
-- matrix printers.
-- QMS, Inc., Mobile AL
langDSCDSE(23), -- DSC-DSE: Data Stream Compatible and
-- Emulation Bi-directional print data
-- stream for non-SNA (DSC) and SNA LU-3
-- 3270 controller (DSE) communications
-- IBM
langWPS(24), -- Windows Printing System, Resource based
-- command/data stream used by Microsoft At
-- Work Peripherals.
-- Developed by the Microsoft Corporation.
langLN03(25), -- Early DEC-PPL3, Digital Equipment Corp.
langCCITT(26),
langQUIC(27), -- QUIC (Quality Information Code), Page
```

```
-- Description Language for laser printers.
-- Included graphics, printer control
-- capability and emulation of other well-
-- known printer .
-- QMS, Inc.
langCPAP(28), -- Common Printer Access Protocol
-- Digital Equipment Corp.
langDecPPL(29), -- Digital ANSI-Compliant Printing Protocol
-- (DEC-PPL)
-- Digital Equipment Corp.
langSimpleText(30), -- simple-text: character coded data,
-- including NUL, CR , LF, HT, and FF
-- control characters. See ISO 10175
-- Document Printing Application (DPA)
-- ISO standard, Geneva, Switzerland
langNPAP(31), -- Network Printer Alliance Protocol
-- IEEE 1284.1
langDOC(32), -- Document Option Commands, Appears in the
-- data stream between data intended for a
-- page description .
-- QMS, Inc.
langimPress(33), -- imPRESS, Page description language
-- originally developed for the ImageServer
-- line of systems. A binary language
-- providing representations for text,
-- simple graphics (rules, lines, conic
-- sections), and some large forms (simple
-- bit-map and CCITT group 3/4 encoded).The
-- language was intended to be sent over an
-- 8-bit channel and supported early
-- document preparation languages (e.g. TeX
-- and TROFF).
-- QMS, Inc.
langPinwriter(34), -- 24 wire dot matrix printer for
-- USA, Europe, and Asia except Japan.
-- More widely used in Germany, and some
-- Asian countries than in US.
-- NEC
langNPDL(35), -- Page printer for Japanese
-- market.
-- NEC
langNEC201PL(36), -- Serial printer language used in the
-- Japanese market.
-- NEC
langAutomatic(37), -- Automatic PDL sensing. Automatic
-- sensing of the interpreter language
-- family by the printer examining the
-- document content. Which actual
```

```

-- interpreter language families are sensed
-- depends on the printer implementation.
langPages(38), -- Page printer Advanced Graphic Escape Set
-- IBM Japan
langLIPS(39), -- LBP Image Processing System
langTIFF(40), -- Tagged Image File Format (Aldus)
langDiagnostic(41), -- A hex dump of the input to the
-- interpreter
langCaPSL(43), -- Canon Print Systems Language
langEXCL(44), -- Extended Command Language
-- Talaris Systems Inc.
langLCDS(45), -- Line Conditioned Data Stream
-- Xerox Corporation
langXES(46) -- Xerox Escape Sequences
-- Xerox Corporation
}
MAX-ACCESS read-only
STATUS current
DESCRIPTION
    "The family name of a Page Description Language (PDL) or
    control language which this interpreter in the printer can
    interpret or emulate. This type 2 list of enumerations
    requires review before additional entries are made."
 ::= { prtInterpreterEntry 2 }

prtInterpreterLangLevel OBJECT-TYPE
    SYNTAX OCTET STRING (SIZE(0..31))
    MAX-ACCESS read-only
    STATUS current
    DESCRIPTION
        "The level of the language which this interpreter is
        interpreting or emulating. This might contain a value like
        '5e' for an interpreter which is emulating level 5e of the PCL
        language. It might contain '2' for an interpreter which is
        emulating level 2 of the PostScript language. Similarly it
        might contain '2' for an interpreter which is emulating level
        2 of the HPGL language."
    ::= { prtInterpreterEntry 3 }

prtInterpreterLangVersion OBJECT-TYPE
    SYNTAX OCTET STRING (SIZE(0..31))
    MAX-ACCESS read-only
    STATUS current
    DESCRIPTION
        "The date code or version of the language which this interpreter
        is interpreting or emulating."
    ::= { prtInterpreterEntry 4 }

```

prtInterpreterDescription OBJECT-TYPE

SYNTAX OCTET STRING (SIZE(0..255))

MAX-ACCESS read-only

STATUS current

DESCRIPTION

"A string to identify this interpreter in the localization specified by prtGeneralCurrentLocalization as opposed to the language which is being interpreted. It is anticipated that this string will allow manufacturers to unambiguously identify their interpreters."

::= { prtInterpreterEntry 5 }

prtInterpreterVersion OBJECT-TYPE

SYNTAX OCTET STRING (SIZE(0..31))

MAX-ACCESS read-only

STATUS current

DESCRIPTION

"The date code, version number, or other product specific information tied to this interpreter. This value is associated with the interpreter, rather than with the version of the language which is being interpreted or emulated."

::= { prtInterpreterEntry 6 }

prtInterpreterDefaultOrientation OBJECT-TYPE

-- This value is a type 1 enumeration

```
SYNTAX      INTEGER {
                other(1),
                portrait(3),
                landscape(4)
            }
```

MAX-ACCESS read-write

STATUS current

DESCRIPTION

"The current orientation default for this interpreter. This value may be overridden for a particular job (e.g., by a command in the input data stream)."

::= { prtInterpreterEntry 7 }

prtInterpreterFeedAddressability OBJECT-TYPE

SYNTAX Integer32

MAX-ACCESS read-only

STATUS current

DESCRIPTION

"The maximum interpreter addressability in the feed direction in 10000 prtMarkerAddressabilityUnit s (see prtMarkerAddressabilityFeedDir) for this interpreter. The value (-1) means other and specifically indicates that the sub-unit places no restrictions on this parameter."

```
::= { prtInterpreterEntry 8 }
```

```
prtInterpreterXFeedAddressability OBJECT-TYPE
```

```
SYNTAX      Integer32
```

```
MAX-ACCESS  read-only
```

```
STATUS      current
```

```
DESCRIPTION
```

"The maximum interpreter addressability in the cross feed direction in 10000 prtMarkerAddressabilityUnits (see prtMarkerAddressabilityXFeedDir) for this interpreter. The value (-1) means other and specifically indicates that the sub-unit places no restrictions on this parameter."

```
::= { prtInterpreterEntry 9 }
```

```
prtInterpreterDefaultCharSetIn OBJECT-TYPE
```

```
SYNTAX      CodedCharSet
```

```
MAX-ACCESS  read-write
```

```
STATUS      current
```

```
DESCRIPTION
```

"The default coded character set for input octets encountered outside a context in which the Page Description Language established the interpretation of the octets.

This value shall be (2) if there is no default."

```
::= { prtInterpreterEntry 10 }
```

```
prtInterpreterDefaultCharSetOut OBJECT-TYPE
```

```
SYNTAX      CodedCharSet
```

```
MAX-ACCESS  read-write
```

```
STATUS      current
```

```
DESCRIPTION
```

"The default character set for data coming from this interpreter through the printer's output channel.

This value shall be (2) if there is no default."

```
::= { prtInterpreterEntry 11 }
```

```
prtInterpreterTwoWay OBJECT-TYPE
```

```
-- This value is a type 1 enumeration
```

```
SYNTAX      INTEGER {  
                yes(3),  
                no(4)  
            }
```

```
MAX-ACCESS  read-only
```

```
STATUS      current
```


DESCRIPTION

"Indicates whether or not this interpreter returns information back to the host."

::= { prtInterpreterEntry 12 }

-- The Console Group

--

-- Many printers have a console on the printer, the operator console, that is used to display and modify the state of the printer. The console can be as simple as a few indicators and switches or as complicated as full screen displays and keyboards. There can be at most one such console.

--

-- Implementation of every object in this group is mandatory.

prtConsoleLocalization OBJECT-TYPE

SYNTAX Integer32 (1..65535)

MAX-ACCESS read-write

STATUS current

DESCRIPTION

"The value of the prtLocalizationIndex corresponding to the language, country, and character set to be used for the console. This localization applies both to the actual display on the console as well as the encoding of these console objects in management operations."

::= { prtGeneralEntry 10 }

prtConsoleNumberOfDisplayLines OBJECT-TYPE

SYNTAX Integer32 (0..65535)

MAX-ACCESS read-only

STATUS current

DESCRIPTION

"The number of lines on the printer's physical display. This value is 0 if there are no lines on the physical display or if there is no physical display"

::= { prtGeneralEntry 11 }

prtConsoleNumberOfDisplayChars OBJECT-TYPE

SYNTAX Integer32 (0..65535)

MAX-ACCESS read-only

STATUS current

DESCRIPTION

"The number of characters per line displayed on the physical display. This value is 0 if there are no lines on the physical display or if there is no physical display"

::= { prtGeneralEntry 12 }

prtConsoleDisable OBJECT-TYPE

```

SYNTAX      INTEGER {
                    enabled(3),
                    disabled(4)
                }
MAX-ACCESS  read-write
STATUS      current
DESCRIPTION
    "This object enables or disables manual input from the
    operators console."
 ::= { prtGeneralEntry 13 }

-- The Display Buffer Table

prtConsoleDisplayBuffer OBJECT IDENTIFIER ::= { printmib 16 }

prtConsoleDisplayBufferTable OBJECT-TYPE
    SYNTAX      SEQUENCE OF PrtConsoleDisplayBufferEntry
    MAX-ACCESS  not-accessible
    STATUS      current
    DESCRIPTION
        ""
    ::= { prtConsoleDisplayBuffer 5 }

prtConsoleDisplayBufferEntry OBJECT-TYPE
    SYNTAX      PrtConsoleDisplayBufferEntry
    MAX-ACCESS  not-accessible
    STATUS      current
    DESCRIPTION
        "This table contains one entry for each physical line on
        the display.  Lines cannot be added or deleted.

        Entries may exist in the table for each device
        index who's device type is 'printer'."
    INDEX { hrDeviceIndex, prtConsoleDisplayBufferIndex }
    ::= { prtConsoleDisplayBufferTable 1 }

PrtConsoleDisplayBufferEntry ::= SEQUENCE {
    prtConsoleDisplayBufferIndex      Integer32,
    prtConsoleDisplayBufferText       OCTET STRING
}

prtConsoleDisplayBufferIndex OBJECT-TYPE
    SYNTAX      Integer32 (1..65535)
    MAX-ACCESS  not-accessible
    STATUS      current
    DESCRIPTION
        "A unique value for each console line in the printer.  The
        value is used to identify this console line. Although

```

these values may change due to a major reconfiguration of the device (e.g. the addition of new console lines to the printer), values are expected to remain stable across successive printer power cycles."

::= { prtConsoleDisplayBufferEntry 1 }

prtConsoleDisplayBufferText OBJECT-TYPE

SYNTAX OCTET STRING (SIZE(0..255))

MAX-ACCESS read-write

STATUS current

DESCRIPTION

"The content of a line in the logical display buffer of the operator's console of the printer. When a write operation occurs, normally a critical message, to one of the LineText strings, the agent should make that line displayable if a physical display is present. Writing a zero length string clears the line. It is an implementation-specific matter as to whether the agent allows a line to be overwritten before it has been cleared. Printer generated strings shall be in the localization specified by ConsoleLocalization. Management Application generated strings should be localized by the Management Application."

::= { prtConsoleDisplayBufferEntry 2 }

-- The Console Light Table

prtConsoleLights OBJECT IDENTIFIER ::= { printmib 17 }

prtConsoleLightTable OBJECT-TYPE

SYNTAX SEQUENCE OF PrtConsoleLightEntry

MAX-ACCESS not-accessible

STATUS current

DESCRIPTION

" "

::= { prtConsoleLights 6 }

prtConsoleLightEntry OBJECT-TYPE

SYNTAX PrtConsoleLightEntry

MAX-ACCESS not-accessible

STATUS current

DESCRIPTION

"Entries may exist in the table for each device index who's device type is 'printer'."

INDEX { hrDeviceIndex, prtConsoleLightIndex }

::= { prtConsoleLightTable 1 }

PrtConsoleLightEntry ::= SEQUENCE {

```

    prtConsoleLightIndex      Integer32,
    prtConsoleOnTime          Integer32,
    prtConsoleOffTime         Integer32,
    prtConsoleColor            INTEGER,
    prtConsoleDescription      OCTET STRING
}

```

prtConsoleLightIndex OBJECT-TYPE

SYNTAX Integer32 (0..65535)

MAX-ACCESS not-accessible

STATUS current

DESCRIPTION

"A unique value used by the printer to identify this light. Although these values may change due to a major reconfiguration of the device (e.g. the addition of new lights to the printer), values are expected to remain stable across successive printer power cycles."

::= { prtConsoleLightEntry 1 }

prtConsoleOnTime OBJECT-TYPE

SYNTAX Integer32

MAX-ACCESS read-write

STATUS current

DESCRIPTION

"The on time in milliseconds of blinking of this light; 0 indicates off always. If both prtConsoleOnTime and prtConsoleOffTime are 0, then the light is always off."

::= { prtConsoleLightEntry 2 }

prtConsoleOffTime OBJECT-TYPE

SYNTAX Integer32

MAX-ACCESS read-write

STATUS current

DESCRIPTION

"The off time in milliseconds of blinking of this light; 0 indicates on always. If both prtConsoleOnTime and prtConsoleOffTime are 0, then the light is always off."

::= { prtConsoleLightEntry 3 }

prtConsoleColor OBJECT-TYPE

-- This value is a type 2 enumeration

```

SYNTAX  INTEGER {
            other(1),
            unknown(2),
            white(3),
            red(4),
        }

```

```

        green(5),
        blue(6),
        cyan(7),
        magenta(8),
        yellow(9)
    }
    MAX-ACCESS read-only
    STATUS current
    DESCRIPTION
        "The color of this light."
    ::= { prtConsoleLightEntry 4 }

prtConsoleDescription OBJECT-TYPE
    SYNTAX OCTET STRING (SIZE(0..255))
    MAX-ACCESS read-only
    STATUS current
    DESCRIPTION
        "The vendor description or label of this light in the
        localization specified by prtConsoleLocalization."
    ::= { prtConsoleLightEntry 5 }

-- The Alerts Group
--
-- The prtAlertTable lists all the critical and non-critical alerts
-- currently active in the printer. A critical alert is one that stops
-- the printer from printing immediately and printing can not continue
-- until the critical alert condition is eliminated. Non-critical
-- alerts are those items that do not stop printing but may at some
-- future time.
-- The table contains information on the severity, component, detail
-- location within the component, alert code and description of each
-- critical alert that is currently active within the printer. See
-- 2.2.13 for a more complete description of the alerts table and
-- its management.
--
-- Implementation of every object in this group is mandatory.

prtAlert OBJECT IDENTIFIER ::= { printmib 18 }

prtAlertTable OBJECT-TYPE
    SYNTAX SEQUENCE OF PrtAlertEntry
    MAX-ACCESS not-accessible
    STATUS current
    DESCRIPTION
        ""
    ::= { prtAlert 1 }
```

```
prtAlertEntry OBJECT-TYPE
    SYNTAX      PrtAlertEntry
    MAX-ACCESS  not-accessible
    STATUS      current
    DESCRIPTION
        "Entries may exist in the table for each device
        index who's device type is 'printer'."
    INDEX { hrDeviceIndex, prtAlertIndex }
    ::= { prtAlertTable 1 }

PrtAlertEntry ::= SEQUENCE {
    prtAlertIndex          Integer32,
    prtAlertSeverityLevel  INTEGER,
    prtAlertTrainingLevel  INTEGER,
    prtAlertGroup          INTEGER,
    prtAlertGroupIndex     Integer32,
    prtAlertLocation       Integer32,
    prtAlertCode           INTEGER,
    prtAlertDescription    OCTET STRING,
    prtAlertTime           TimeTicks
}

prtAlertIndex OBJECT-TYPE
    SYNTAX      Integer32
    MAX-ACCESS  not-accessible
    STATUS      current
    DESCRIPTION
        "The index value used to determine which alerts
        have been added or removed from the alert table.
        This is an incrementing integer starting from zero
        every time the printer is reset. When the printer
        adds an alert to the table, that alert is assigned
        the next higher integer value from the last item
        entered into the table. If the index value reaches
        its maximum value, the next item entered will cause
        the index value to roll over and start at zero
        again. The first event placed in the alert table
        after a reset of the printer shall
        have an index value of 1. NOTE: The management
        application will read the alert table when a trap
        or event notification occurs or at a periodic rate
        and then parse the table to determine if any new
        entries were added by comparing the last known index
        value with the current highest index value. The
        management application will then update its copy of
        the alert table. When the printer discovers that
        an alert is no longer active, the printer shall
        remove the row for that alert from the table and
```

shall reduce the number of rows in the table. The printer may add or delete any number of rows from the table at any time. The management station can detect when binary alerts have been deleted by requesting an attribute of each alert, and noting alerts as deleted when that retrieval is not possible."

::= { prtAlertEntry 1 }

prtAlertSeverityLevel OBJECT-TYPE

-- This value is a type 1 enumeration

```
SYNTAX      INTEGER {
                    other(1),
                    critical(3),
                    warning(4)
                }
```

MAX-ACCESS read-only

STATUS current

DESCRIPTION

"The level of severity of this alert table entry. The printer determines the severity level assigned to each entry into the table."

::= { prtAlertEntry 2 }

prtAlertTrainingLevel OBJECT-TYPE

-- This value is a type 2 enumeration

```
SYNTAX      INTEGER {
                    other(1),
                    unknown(2),
                    untrained(3),
                    trained(4),
                    fieldService(5),
                    management(6)
                }
```

MAX-ACCESS read-only

STATUS current

DESCRIPTION

"The level of training required to handle this alert. The training level is an enumeration that is determined and assigned by the printer manufacturer based on the information or the training required to handle this alert. The printer will break alerts into these different training levels. It is the responsibility of the management application in the system to determine how a particular alert is handled and how and to whom that alert is routed. The following are the four training levels of alerts:

Field Service - Alerts that typically require advanced training and technical knowledge of the printer

and its sub-units. An example of a technical person would be a manufacture's Field Service representative, or other person formally trained by the manufacturer or similar representative.

Trained - Alerts that require an intermediate or moderate level of knowledge of the printer and its sub-units. A typical examples of alerts that a trained operator can handle is replacing toner cartridges.

Untrained - Alerts that can be fixed without prior training either because the action to correct the alert is obvious or the printer can help the untrained person fix the problem. A typical example of such an alert is reloading paper trays and emptying output bins on a low end printer.

Management - Alerts that have to do with overall operation of and configuration of the printer. Examples of management events are configuration change of sub-units."

```
::= { prtAlertEntry 3 }
```

prtAlertGroup OBJECT-TYPE

-- This value is a type 1 enumeration

```
SYNTAX      INTEGER {
                other(1),
                hostResourcesMIBStorageTable(3),
                hostResourcesMIBDeviceTable(4),
                generalPrinter(5),
                cover(6),
                localization(7),
                input(8),
                output(9),
                marker(10),
                markerSupplies(11),
                markerColorant(12),
                mediaPath(13),
                channel(14),
                interpreter(15),
                consoleDisplayBuffer(16),
                consoleLights(17)
            }
```

MAX-ACCESS read-only

STATUS current

DESCRIPTION

"The type of sub-unit within the printer model that this alert is related. Input, output, and markers are examples of

printer model groups, i.e., examples of types of sub-units.

Whereever possible, these enumerations match the sub-identifier that identifies the relevant table in the printmib."

```
::= { prtAlertEntry 4 }
```

prtAlertGroupIndex OBJECT-TYPE

SYNTAX Integer32

MAX-ACCESS read-only

STATUS current

DESCRIPTION

"An index of the row within the principle table in the group identified by prtAlertGroup that represents the sub-unit of the printer that caused this alert. The combination of the Group and the GroupIndex defines exactly which printer sub-unit caused the alert.; for example, Input #3, Output #2, and Marker #1.

Every object in this MIB is indexed with hrDeviceIndex and optionally, another index variable. If this other index variable is present in the table that generated the alert, it will be used as the value for this object. Otherwise, this value shall be -1."

```
::= { prtAlertEntry 5 }
```

prtAlertLocation OBJECT-TYPE

SYNTAX Integer32

MAX-ACCESS read-only

STATUS current

DESCRIPTION

"The sub-unit location that is defined by the printer manufacturer to further refine the location of this alert within the designated sub-unit. The location is used in conjunction with the Group and GroupIndex values; for example, there is an alert in Input #2 at location number 7."

```
::= { prtAlertEntry 6 }
```

prtAlertCode OBJECT-TYPE

-- This value is a type 2 enumeration

```
SYNTAX INTEGER {  
    other(1),  
    unknown(2),  
    -- codes common to serveral groups  
    coverOpen(3),  
    coverClosed(4),  
    interlockOpen(5),  
    interlockClosed(6),
```

```
configurationChange(7),
jam(8),
    -- general Printer group
doorOpen(501),
doorClosed(502),
powerUp(503),
powerDown(504),
    -- Input Group
inputMediaTrayMissing(801),
inputMediaSizeChange(802),
inputMediaWeightChange(803),
inputMediaTypeChange(804),
inputMediaColorChange(805),
inputMediaFormPartsChange(806),
inputMediaSupplyLow(807),
inputMediaSupplyEmpty(808),
    -- Output Group
outputMediaTrayMissing(901),
outputMediaTrayAlmostFull(902),
outputMediaTrayFull(903),
    -- Marker group
markerFuserUnderTemperature(1001),
markerFuserOverTemperature(1002),
    -- Marker Supplies group
markerTonerEmpty(1101),
markerInkEmpty(1102),
markerPrintRibbonEmpty(1103),
markerTonerAlmostEmpty(1104),
markerInkAlmostEmpty(1105),
markerPrintRibbonAlmostEmpty(1106),
markerWasteTonerReceptacleAlmostFull(1107),
markerWasteInkReceptacleAlmostFull(1108),
markerWasteTonerReceptacleFull(1109),
markerWasteInkReceptacleFull(1110),
markerOpcLifeAlmostOver(1111),
markerOpcLifeOver(1112),
markerDeveloperAlmostEmpty(1113),
markerDeveloperEmpty(1114),
    -- Media Path Device Group
mediaPathMediaTrayMissing(1301),
mediaPathMediaTrayAlmostFull(1302),
mediaPathMediaTrayFull(1303),
    -- interpreter Group
interpreterMemoryIncrease(1501),
interpreterMemoryDecrease(1502),
interpreterCartridgeAdded(1503),
interpreterCartridgeDeleted(1504),
interpreterResourceAdded(1505),
```

```

        interpreterResourceDeleted(1506),
        interpreterResourceUnavailable(1507)
    }
MAX-ACCESS read-only
STATUS      current
DESCRIPTION
    "The code that describes the type of alert for this entry in
    the table. There are different codes for each
    sub-unit type: for example, Media Supply Low and Media
    Supply Empty are Alert codes for the Input sub-unit."
 ::= { prtAlertEntry 7 }

prtAlertDescription OBJECT-TYPE
    SYNTAX      OCTET STRING (SIZE(0..255))
    MAX-ACCESS read-only
    STATUS      current
    DESCRIPTION
        "A description of this alert entry in the localization
        specified by prtGeneralCurrentLocalization. The description is
        provided by the printer to further elaborate on the enumerated
        alert or provide information in the case where the code is
        classified as 'other' or 'unknown'. The printer is required
        to return a description string but the string may be a null
        string."
    ::= { prtAlertEntry 8 }

printerV1Alert OBJECT-IDENTITY
    STATUS      current
    DESCRIPTION
        "The value of the enterprise-specific oid in a SNMPv1 trap sent
        signalling a critical event in the prtAlertTable."
    ::= { prtAlert 2 }

printerV2AlertPrefix OBJECT IDENTIFIER ::= { printerV1Alert 0 }

printerV2Alert NOTIFICATION-TYPE
    OBJECTS { prtAlertIndex, prtAlertSeverityLevel, prtAlertGroup,
              prtAlertGroupIndex, prtAlertLocation, prtAlertCode }
    STATUS      current
    DESCRIPTION
        "This trap is sent whenever a critical event is added to the
        prtAlertTable."
    ::= { printerV2AlertPrefix 1 }

-- Note that the SNMPv2 to SNMPv1 translation rules dictate that the
-- preceding structure will result in SNMPv1 traps of the following
-- form:
--
```

```
-- printerAlert TRAP-TYPE
--     ENTERPRISE printerV1Alert
--     VARIABLES { prtAlertIndex, prtAlertSeverityLevel, prtAlertGroup,
--                 prtAlertGroupIndex, prtAlertLocation, prtAlertCode }
--     DESCRIPTION
--         "This trap is sent whenever a critical event is added to the
--         prtAlertTable."
--     ::= 1
```

```
-- The Alert Time Group
--
-- This group is optional. However, to claim conformance to this
-- group, it is necessary to implement every object in the group.
```

```
prtAlertTime OBJECT-TYPE
    SYNTAX      TimeTicks
    MAX-ACCESS  read-only
    STATUS      current
    DESCRIPTION
        "The value of sysUpTime at the time that this alert was
        generated."
    ::= { prtAlertEntry 9 }
```

```
-- Conformance Information
```

```
prtMIBConformance OBJECT IDENTIFIER ::= { printmib 2 }
```

```
-- compliance statements
```

```
prtMIBCompliance MODULE-COMPLIANCE
    STATUS      current
    DESCRIPTION
        "The compliance statement for agents that implement the
        printer MIB."
    MODULE -- this module
    MANDATORY-GROUPS { prtGeneralGroup, prtInputGroup, prtOutputGroup,
                        prtMarkerGroup, prtMediaPathGroup,
                        prtChannelGroup, prtInterpreterGroup,
                        prtConsoleGroup, prtAlertTableGroup }

    OBJECT      prtGeneralReset
    SYNTAX      INTEGER {
                    notResetting(3),
                    resetToNVRAM(5)
                }
    DESCRIPTION
```

"It is conformant to implement just these two states in this object. Any additional states are optional."

```
OBJECT      prtConsoleOnTime
MIN-ACCESS  read-only
DESCRIPTION
    "It is conformant to implement this object as read-only."
```

```
OBJECT      prtConsoleOffTime
MIN-ACCESS  read-only
DESCRIPTION
    "It is conformant to implement this object as read-only."
```

```
-- the prtResponsiblePartyGroup, prtExtendedInputGroup,
-- prtInputMediaGroup, prtExtendedOutputGroup,
-- prtOutputDimensionsGroup, prtOutputFeaturesGroup,
-- prtMarkerSuppliesGroup, prtMarkerColorantGroup,
-- and the prtAlertTimeGroup are completely optional.
::= { prtMIBConformance 1 }
```

```
prtMIBGroups      OBJECT IDENTIFIER ::= { prtMIBConformance 2 }
```

```
prtGeneralGroup OBJECT-GROUP
  OBJECTS { prtGeneralConfigChanges, prtGeneralCurrentLocalization,
            prtGeneralReset, prtCoverDescription, prtCoverStatus,
            prtLocalizationLanguage, prtLocalizationCountry,
            prtLocalizationCharacterSet, prtStorageRefIndex,
            prtDeviceRefIndex }
  STATUS current
  DESCRIPTION
    "The general printer group."
  ::= { prtMIBGroups 1 }
```

```
prtResponsiblePartyGroup OBJECT-GROUP
  OBJECTS { prtGeneralCurrentOperator, prtGeneralServicePerson }
  STATUS current
  DESCRIPTION
    "The responsible party group contains contact information for
    humans responsible for the printer."
  ::= { prtMIBGroups 2 }
```

```
prtInputGroup OBJECT-GROUP
  OBJECTS { prtInputDefaultIndex, prtInputType, prtInputDimUnit,
            prtInputMediaDimFeedDirDeclared,
            prtInputMediaDimXFeedDirDeclared,
            prtInputMediaDimFeedDirChosen,
            prtInputMediaDimXFeedDirChosen, prtInputCapacityUnit,
            prtInputMaxCapacity, prtInputCurrentLevel,
```

```
        prtInputStatus, prtInputMediaName }
STATUS    current
DESCRIPTION
    "The input group."
 ::= { prtMIBGroups 3 }

prtExtendedInputGroup OBJECT-GROUP
OBJECTS { prtInputName, prtInputVendorName, prtInputModel,
          prtInputVersion, prtInputSerialNumber,
          prtInputDescription, prtInputSecurity }
STATUS    current
DESCRIPTION
    "The extended input group."
 ::= { prtMIBGroups 4 }

prtInputMediaGroup OBJECT-GROUP
OBJECTS { prtInputMediaWeight, prtInputMediaType,
          prtInputMediaColor, prtInputMediaFormParts }
STATUS    current
DESCRIPTION
    "The input media group."
 ::= { prtMIBGroups 5 }

prtOutputGroup OBJECT-GROUP
OBJECTS { prtOutputDefaultIndex, prtOutputType,
          prtOutputCapacityUnit, prtOutputMaxCapacity,
          prtOutputRemainingCapacity, prtOutputStatus }
STATUS    current
DESCRIPTION
    "The output group."
 ::= { prtMIBGroups 6 }

prtExtendedOutputGroup OBJECT-GROUP
OBJECTS { prtOutputName, prtOutputVendorName, prtOutputModel,
          prtOutputVersion, prtOutputSerialNumber,
          prtOutputDescription, prtOutputSecurity }
STATUS    current
DESCRIPTION
    "The extended output group."
 ::= { prtMIBGroups 7 }

prtOutputDimensionsGroup OBJECT-GROUP
OBJECTS { prtOutputDimUnit, prtOutputMaxDimFeedDir,
          prtOutputMaxDimXFeedDir, prtOutputMinDimFeedDir,
          prtOutputMinDimXFeedDir }
STATUS    current
DESCRIPTION
    "The output dimensions group"
```

```
::= { prtMIBGroups 8 }

prtOutputFeaturesGroup OBJECT-GROUP
    OBJECTS { prtOutputStackingOrder,
               prtOutputPageDeliveryOrientation, prtOutputBursting,
               prtOutputDecollating, prtOutputPageCollated,
               prtOutputOffsetStacking }
    STATUS current
    DESCRIPTION
        "The output features group."
    ::= { prtMIBGroups 9 }

prtMarkerGroup OBJECT-GROUP
    OBJECTS { prtMarkerDefaultIndex, prtMarkerMarkTech,
               prtMarkerCounterUnit, prtMarkerLifeCount,
               prtMarkerPowerOnCount, prtMarkerProcessColorants,
               prtMarkerSpotColorants, prtMarkerAddressabilityUnit,
               prtMarkerAddressabilityFeedDir,
               prtMarkerAddressabilityXFeedDir, prtMarkerNorthMargin,
               prtMarkerSouthMargin, prtMarkerWestMargin,
               prtMarkerEastMargin, prtMarkerStatus }
    STATUS current
    DESCRIPTION
        "The marker group."
    ::= { prtMIBGroups 10 }

prtMarkerSuppliesGroup OBJECT-GROUP
    OBJECTS { prtMarkerSuppliesMarkerIndex,
               prtMarkerSuppliesColorantIndex, prtMarkerSuppliesClass,
               prtMarkerSuppliesType, prtMarkerSuppliesDescription,
               prtMarkerSuppliesSupplyUnit,
               prtMarkerSuppliesMaxCapacity, prtMarkerSuppliesLevel }
    STATUS current
    DESCRIPTION
        "The marker supplies group."
    ::= { prtMIBGroups 11 }

prtMarkerColorantGroup OBJECT-GROUP
    OBJECTS { prtMarkerColorantMarkerIndex, prtMarkerColorantRole,
               prtMarkerColorantValue, prtMarkerColorantTonality }
    STATUS current
    DESCRIPTION
        "The marker colorant group."
    ::= { prtMIBGroups 12 }

prtMediaPathGroup OBJECT-GROUP
    OBJECTS { prtMediaPathDefaultIndex, prtMediaPathMaxSpeedPrintUnit,
               prtMediaPathMediaSizeUnit, prtMediaPathMaxSpeed,
```

```
        prtMediaPathMaxMediaFeedDir,
        prtMediaPathMaxMediaXFeedDir,
        prtMediaPathMinMediaFeedDir,
        prtMediaPathMinMediaXFeedDir, prtMediaPathType,
        prtMediaPathDescription, prtMediaPathStatus}
STATUS    current
DESCRIPTION
    "The media path group."
 ::= { prtMIBGroups 13 }

prtChannelGroup OBJECT-GROUP
    OBJECTS { prtChannelType, prtChannelProtocolVersion,
        prtChannelCurrentJobCntlLangIndex,
        prtChannelDefaultPageDescLangIndex, prtChannelState,
        prtChannelIfIndex, prtChannelStatus }
STATUS    current
DESCRIPTION
    "The channel group."
 ::= { prtMIBGroups 14 }

prtInterpreterGroup OBJECT-GROUP
    OBJECTS { prtInterpreterLangFamily, prtInterpreterLangLevel,
        prtInterpreterLangVersion, prtInterpreterDescription,
        prtInterpreterVersion, prtInterpreterDefaultOrientation,
        prtInterpreterFeedAddressability,
        prtInterpreterXFeedAddressability,
        prtInterpreterDefaultCharSetIn,
        prtInterpreterDefaultCharSetOut, prtInterpreterTwoWay }
STATUS    current
DESCRIPTION
    "The interpreter group."
 ::= { prtMIBGroups 15 }

prtConsoleGroup OBJECT-GROUP
    OBJECTS { prtConsoleLocalization, prtConsoleNumberOfDisplayLines,
        prtConsoleNumberOfDisplayChars, prtConsoleDisable,
        prtConsoleDisplayBufferText, prtConsoleOnTime,
        prtConsoleOffTime, prtConsoleColor,
        prtConsoleDescription }
STATUS    current
DESCRIPTION
    "The console group."
 ::= { prtMIBGroups 16 }

prtAlertTableGroup OBJECT-GROUP
    OBJECTS { prtAlertSeverityLevel, prtAlertTrainingLevel,
        prtAlertGroup, prtAlertGroupIndex, prtAlertLocation,
        prtAlertCode, prtAlertDescription }
```



```
STATUS    current
DESCRIPTION
    "The alert table group."
 ::= { prtMIBGroups 17 }
```

```
prtAlertTimeGroup OBJECT-GROUP
    OBJECTS { prtAlertTime }
    STATUS    current
    DESCRIPTION
        "The alert time group."
    ::= { prtMIBGroups 18 }
```

```
END
```

Appendix A - Glossary of Terms

Addressability -- on the marker, the number of distinctly settable marking units (pels) per unit of addressability unit; for example, 300 dots per inch is expressed as 300 per 1000 Thousandths Of Inches and 4 dots per millimeter is 4 per 1000 Micrometers. Addressability is not resolution because marks that are one addressability position apart may not be independently resolvable by the eye due to factors such as gain in the area of marks so they overlap or nearly touch.

Alert -- a reportable event for which there is an entry in the alert table

Bin -- an output sub-unit which may or may not be removable

Bursting -- the process by which continuous media is separated into individual sheets, typically by bursting along pre-formed perforations.

Channel -- A term used to describe a single source of data which is presented to a printer. The model that we use in describing a printer allows for an arbitrary number of channels. Multiple channels can exist on the same physical port. This is commonly done over EtherNet ports where EtherTalk, TCP/IP, and SPX/IPX protocols can be supplying different data streams simultaneously to a single printer on the same physical port.

Collation -- in multiple copy output, placing the pages from separate copies into separate output bins

Control Language - a data syntax or language for controlling the printer through the print data channel.

Critical Alert -- an alert triggered by an event which leads to a state in which printing is no longer possible; the printer is stopped

Decollating -- the process by which the individual parts within a multi-part form are separated and sorted into separate stacks for each part.

Description -- information about the configuration and capabilities of the printer and its various sub-units

DPA - ISO 10175 Document Printing Application standard. A standard for a client server protocol for a print system, including (1) submitting print jobs to and (2) managing print jobs in a spooler

Event - a state change in the printer

Group -- a collection of objects that represent a type of sub-unit of the printer

IANA - Internet Assigned Numbers Authority. See STD 2, RFC 1700.

Idempotent -- Idempotence is the property of an operation that results in the same state no matter how many times it is executed (at least once). This is a property that is shared by true databases in which operations on data items only change the state of the data item and do not have other side effects. Because the SNMP data model is that of operations on a database, SNMP MIB objects should be assumed to be idempotent. If a MIB object is defined in a non-idempotent way, the this data model can break in subtle ways when faced with packet loss, multiple managers, and other common conditions.

In order to fulfill the common need for actions to result from SNMP Set operations, SNMP MIB objects can be modeled such that the change in state from one state to another has the side effect of causing an action. It is important to note that with this model, an SNMP operation that sets a value equal to its current value will cause no action. This retains the idempotence of a single command, while allowing actions to be initiated by SNMP SET requests.

For example, a switch like the foot switch that changes from high beams to low beams is not idempotent. If the command is received multiple times the result may be different than if the command was received a single time. In the SNMP world preferred commands would be "set lights to high beam" and "set lights to low beam". These commands yield predictable results when executed perhaps multiple times. A command like "press foot toggle switch", is not idempotent because when executed an unknown number of times, it yields an indeterminate result.

Input -- a tray or bin from which instances of the media are obtained and fed into the Media Path

Interpreter - the embodiment of an algorithm that processes a data stream consisting of a Page Description Language (PDL) and/or a Control Language.

Localization -- the specification of human language, country, and character set needed to present information to people in their native languages.

Management Application (a.k.a. Manager) -- a program which queries and controls one or more managed nodes

Management Station -- a physical computer on which one or more management applications can run

Media Path -- the mechanisms that transport instances of the media from an input, through the marker, possibly through media buffers and duplexing pathways, out to the output with optional finishing applied. The inputs and outputs are not part of the Media Path.

MIB - Management Information Base - the specification for a set of management objects to be managed using SNMP or other management protocol; also an instance of the data for such a set

Non-critical Alert -- an alert triggered by a reportable event which does not lead to a state in which printing is no longer possible; such an alert may lead to a state from which printing may no longer be possible in the future, such as the low toner state or the alert may be pure informational, such as a configuration change at the printer.

Object - a data item that has a name, a syntax, and a value. usage).

Output -- a bin or stacker which accepts instances of media that have been processed by a printer

Page Description Language (PDL) - a data syntax or language for the electronic representation of a document as a sequence of page images.

Printer -- a physical device that takes media from an input source, produces marks on that media according to some page description or page control language and puts the result in some output destination, possibly with finishing applied.

Printing -- the entire process of producing a printed document from generation of the file to be printed, choosing printing properties, selection of a printer, routing, queuing, resource management, scheduling, and finally printing including notifying the user

Reportable event -- an event that is deemed of interest to a management station watching the printer

Status -- information regarding the current operating state of the printer and its various sub-units. This is an abstraction of the exact physical condition of the printer.

Sub-mechanism -- a distinguishable part of a sub-unit

Sub-unit -- a part of the printer which may be a physical part, such as one of the input sources or a logical part such as an interpreter.

Tray -- an input sub-unit which is typically removable

Visible state -- that portion of the state of the printer that can be examined by a management application

Appendix B - Media Size Names from ISO/IEC 10175 Document Printing Architecture

For the convenience of management application developers, this appendix lists the standardized media size names from ISO/IEC 10175 Document Printing Application (DPA). Management applications that present a dialogue for choosing or displaying media size are encouraged to present relevant names from this list to avoid requiring the user to remember the physical dimensions used to describe the size of the media. A printer implementing the Printer MIB has no knowledge of these names, however; all media sizes in the MIB are given in terms of media dimensions as the values of `prtInputChosenMediaDimFeedDir` and `prtInputChosen-MediaDimXFeedDir`.

String name	Description
other	
unknown	
na-letter or letter	North American letter size: 8.5 by 11 inches
na-legal or legal	North American legal size: 8.5 by 14 inches
na-10x13-envelope	North American 10x13 envelope size: 10 by 13 inches
na-9x12-envelope	North American 9x12 envelope size: 9 by 12 inches
na-number-10-envelope	North American number 10 business envelope size: 4.125 by 9.5 inches
na-7x9-envelope	North American 7x9 size: 7 by 9 inches
na-9x11-envelope	North American 9x11 size: 9 by 11 inches
na-10x14-envelope	North American 10x14 envelope size: 10 by 14 inches
na-number-9-envelope	North American number 9 business envelope
na-6x9-envelope	North American 6x9 envelope size: 6 by 9 inches
na-10x15-envelope	North American 10x15 envelope size: 10 by 15 inches
a	engineering A size 8.5 inches by 11 inches
b	engineering B size 11 inches by 17 inches
c	engineering C size 17 inches by 22 inches
d	engineering D size 22 inches by 34 inches
e	engineering E size 34 inches by 44 inches

iso-a0	ISO A0	size:	841 mm by 1189 mm
iso-a1	ISO A1	size:	594 mm by 841 mm
iso-a2	ISO A2	size:	420 mm by 594 mm
iso-a3	ISO A3	size:	297 mm by 420 mm
iso-a4	ISO A4	size:	210 mm by 297 mm
iso-a5	ISO A5	size:	148 mm by 210 mm
iso-a6	ISO A6	size:	105 mm by 148 mm
iso-a7	ISO A7	size:	74 mm by 105 mm
iso-a8	ISO A8	size:	52 mm by 74 mm
iso-a9	ISO A9	size:	37 mm by 52 mm
iso-a10	ISO A10	size:	26 mm by 37 mm
iso-b0	ISO B0	size:	1000 mm by 1414 mm
iso-b1	ISO B1	size:	707 mm by 1000 mm
iso-b2	ISO B2	size:	500 mm by 707 mm
iso-b3	ISO B3	size:	353 mm by 500 mm
iso-b4	ISO B4	size:	250 mm by 353 mm
iso-b5	ISO B5	size:	176 mm by 250 mm
iso-b6	ISO B6	size:	125 mm by 176 mm
iso-b7	ISO B7	size:	88 mm by 125 mm
iso-b8	ISO B8	size:	62 mm by 88 mm
iso-b9	ISO B9	size:	44 mm by 62 mm
iso-b10	ISO B10	size:	31 mm by 44 mm
iso-c0	ISO C0	size:	917 mm by 1297 mm
iso-c1	ISO C1	size:	648 mm by 917 mm
iso-c2	ISO C2	size:	458 mm by 648 mm
iso-c3	ISO C3	size:	324 mm by 458 mm
iso-c4	ISO C4	size:	229 mm by 324 mm
iso-c5	ISO C5	size:	162 mm by 229 mm
iso-c6	ISO C6	size:	114 mm by 162 mm
iso-c7	ISO C7	size:	81 mm by 114 mm
iso-c8	ISO C8	size:	57 mm by 81 mm
iso-designated	ISO Designated Long	size:	110 mm by 220 mm
jis-b0	JIS B0	size	1030 mm by 1456 mm
jis-b1	JIS B1	size	728 mm by 1030 mm
jis-b2	JIS B2	size	515 mm by 728 mm
jis-b3	JIS B3	size	364 mm by 515 mm
jis-b4	JIS B4	size	257 mm by 364 mm
jis-b5	JIS B5	size	182 mm by 257 mm
jis-b6	JIS B6	size	128 mm by 182 mm
jis-b7	JIS B7	size	91 mm by 128 mm
jis-b8	JIS B8	size	64 mm by 91 mm
jis-b9	JIS B9	size	45 mm by 64 mm
jis-b10	JIS B10	size	32 mm by 45 mm

Appendix C - Media Names

For the convenience of management application developers, this appendix lists the standardized media names from ISO/IEC 10175 Document Printing Application (DPA). Management applications that present a dialogue for choosing media may wish to use these names as an alternative to separately specifying, size, color, and/or type. Using standard media names will mean that a single management application dealing with printers from different vendors and under different system managers will tend to use the same names for the same media. If selection of media by name is used, the attributes (size, type or color) implied by the name must be explicitly mapped to the appropriate object (prtInputDeclared-MediaDimFeedDir, prtInputDeclaredMediaDimXFeedDir, prtInputMediaType and prtInputMediaColor) in the MIB. The object prtInputMediaName is intended for display to an operator and is purely descriptive. The value in prtInputMediaName is not interpreted by the printer so using a standard name for this value will not change any of the other media attributes nor will it cause an alert if the media in the input sub-unit does not match the name.

Simple Name	Descriptor Text
other	
unknown	
iso-a4-white	Specifies the ISO A4 white medium with size: 210 mm by 297 mm as defined in ISO 216
iso-a4-coloured	Specifies the ISO A4 coloured medium with size: 210 mm by 297 mm as defined in ISO 216
iso-a4-transparent	Specifies the ISO A4 transparent medium with size: 210 mm by 297 mm as defined in ISO 216
iso-a3-white	Specifies the ISO A3 white medium with size: 297 mm by 420 mm as defined in ISO 216
iso-a3-coloured	Specifies the ISO A3 coloured medium with size: 297 mm by 420 mm as defined in ISO 216
iso-a5-white	Specifies the ISO A5 white medium with size: 148 mm by 210 mm as defined in ISO 216
iso-a5-coloured	Specifies the ISO A5 coloured medium with size: 148 mm by 210 mm as defined in ISO 216
iso-b4-white	Specifies the ISO B4 white medium with size: 250 mm by 353 mm as defined in ISO 216
iso-b4-coloured	Specifies the ISO B4 coloured medium with size: 250 mm by 353 mm as defined in ISO 216
iso-b5-white	Specifies the ISO B5 white medium with size: 176 mm by 250 mm as defined in ISO 216
iso-b5-coloured	Specifies the ISO B5 coloured medium with size: 176 mm by 250 mm as defined in ISO 216
jis-b4-white	Specifies the JIS B4 white medium with

	size: 257 mm by 364 mm as defined in JIS P0138
jis-b4-coloured	Specifies the JIS B4 coloured medium with
	size: 257 mm by 364 mm as defined in JIS P0138
jis-b5-white	Specifies the JIS B5 white medium with
	size: 182 mm by 257 mm as defined in JIS P0138
jis-b5-coloured	Specifies the JIS B5 coloured medium with
	size: 182 mm by 257 mm as defined in JIS P0138

The following standard values are defined for North American media:

na-letter-white	Specifies the North American letter white
	medium with size: 8.5 inches by 11 inches
na-letter-coloured	Specifies the North American letter coloured
	medium with size: 8.5 inches by 11 inches
na-letter-transparent	
	Specifies the North American letter transparent
	medium with size: 8.5 inches by 11 inches
na-legal-white	Specifies the North American legal white
	medium with size: 8.5 inches by 14 inches
na-legal-coloured	Specifies the North American legal coloured
	medium with size: 8.5 inches by 14 inches

The following standard values are defined for envelopes:

iso-b5-envelope	Specifies the ISO B5 envelope medium
	with size: 176 mm by 250 mm
	as defined in ISO 216 and ISO 269
iso-b4-envelope	Specifies the ISO B4 envelope medium
	with size: 250 mm by 353 mm
	as defined in ISO 216
iso-c4-envelope	Specifies the ISO C4 envelope medium
	with size: 229 mm by 324 mm
	as defined in ISO 216 and ISO 269
iso-c5-envelope	Specifies the ISO C5 envelope medium
	with size: 162 mm by 229 mm
	as defined in ISO 269
iso-designated-long-envelope	
	Specifies the ISO Designated Long envelope medium
	with size: 110 mm by 220 mm
	as defined in ISO 269
na-10x13-envelope	Specifies the North American 10x13 envelope medium
	with size: 10 inches by 13 inches
na-9x12-envelope	Specifies the North American 9x12 envelope medium
	with size: 9 inches by 12 inches
na-number-10-envelope	
	Specifies the North American number 10 business
	envelope medium

with size: 4.125 inches by 9.5 inches

na-7x9-envelope Specifies the North American 7x9 inch envelope

na-9x11-envelope Specifies the North American 9x11 inch envelope

na-10x14-envelope Specifies the North American 10x14 inch envelope

na-number-9-envelope
Specifies the North American number 9 business envelope

na-6x9-envelope Specifies the North American 6x9 inch envelope

na-10x15-envelope Specifies the North American 10x15 inch envelope

The following standard values are defined for the less commonly used media (white-only):

iso-a0-white Specifies the ISO A0 white medium
with size: 841 mm by 1189 mm
as defined in ISO 216

iso-a1-white Specifies the ISO A1 white medium
with size: 594 mm by 841 mm
as defined in ISO 216

iso-a2-white Specifies the ISO A2 white medium
with size: 420 mm by 594 mm
as defined in ISO 216

iso-a6-white Specifies the ISO A6 white medium
with size: 105 mm by 148 mm
as defined in ISO 216

iso-a7-white Specifies the ISO A7 white medium
with size: 74 mm by 105 mm
as defined in ISO 216

iso-a8-white Specifies the ISO A8 white medium
with size: 52 mm by 74 mm
as defined in ISO 216

iso-a9-white Specifies the ISO A9 white medium
with size: 39 mm by 52 mm
as defined in ISO 216

iso-10-white Specifies the ISO A10 white medium
with size: 26 mm by 37 mm
as defined in ISO 216

iso-b0-white Specifies the ISO B0 white medium
with size: 1000 mm by 1414 mm
as defined in ISO 216

iso-b1-white Specifies the ISO B1 white medium
with size: 707 mm by 1000 mm
as defined in ISO 216

iso-b2-white Specifies the ISO B2 white medium
with size: 500 mm by 707 mm
as defined in ISO 216

iso-b3-white Specifies the ISO B3 white medium
with size: 353 mm by 500 mm
as defined in ISO 216

iso-b6-white Specifies the ISO B6 white medium
with size: 125 mm by 176 mm i
as defined in ISO 216

iso-b7-white Specifies the ISO B7 white medium
with size: 88 mm by 125 mm
as defined in ISO 216

iso-b8-white Specifies the ISO B8 white medium
with size: 62 mm by 88 mm
as defined in ISO 216

iso-b9-white Specifies the ISO B9 white medium
with size: 44 mm by 62 mm
as defined in ISO 216

iso-b10-white Specifies the ISO B10 white medium
with size: 31 mm by 44 mm
as defined in ISO 216

jis-b0-white Specifies the JIS B0 white medium with size:
1030 mm by 1456 mm

jis-b1-white Specifies the JIS B1 white medium with size:
728 mm by 1030 mm

jis-b2-white Specifies the JIS B2 white medium with size:
515 mm by 728 mm

jis-b3-white Specifies the JIS B3 white medium with size:
364 mm by 515 mm

jis-b6-white Specifies the JIS B6 white medium with size:
257 mm by 364 mm

jis-b7-white Specifies the JIS B7 white medium with size:
182 mm by 257 mm

jis-b8-white Specifies the JIS B8 white medium with size:
128 mm by 182 mm

jis-b9-white Specifies the JIS B9 white medium with size:
91 mm by 128 mm

jis-b10-white Specifies the JIS B10 white medium with size:
64 mm by 91 mm

The following standard values are defined for engineering media:

- a Specifies the engineering A size medium with size:
8.5 inches by 11 inches
- b Specifies the engineering B size medium with size:
11 inches by 17 inches
- c Specifies the engineering C size medium with size:
17 inches by 22 inches

- d Specifies the engineering D size medium with size:
 22 inches by 34 inches
- e Specifies the engineering E size medium with size:
 34 inches by 44 inches

Appendix D - Roles of Users

Background

The need for Role Models stemmed in large part from the need to understand the importance any given managed object under consideration for inclusion in the specification. Many times the presence or nature of a particular proposed object would be debated within the group; the debate would typically end when one or more persons would describe the potential usage for the object, usually in terms of a "live" person operating in some target environment.

Steve Zilles (Adobe) first mentioned that he had considered this general problem and had come up with a short list of categories by which the group can evaluate the relative utility of a proposed object. The list Steve described was:

- User
- Trained Operator
- Service

Upon further examination of the overall problem I found it useful to expand the list of categories, as well as attempt to define a basic set of "requirements areas" that can help define the basic nature of each category.

Every concept needs a name, and this concept is no different. For lack of better alternatives, I refer to these categories as "Role Models" in this document. This name was chosen in light of the fact that many times we try to find a "person" (or similar entity) for which the use of a proposed object is targeted. (I resisted the temptation to use the term "Usage Models," as I felt the term was too generic in nature.)

In presenting the initial list of Role Models, the initial set of "requirements areas" are presented, followed by the set of Role Model definitions. Finally, a simple matrix is presented in which Role Models and requirements areas are cross-compared.

It should be emphasized at this point that all of this is proposed as initial information for further discussion. No doubt major changes

will be proposed by members of the group as time goes on.

Proposed Print System Requirements Areas

Surrounding printers and printing systems, the following list of "requirement areas" is proposed as a "check list" of needs for the various Role Models:

Printer job state - Determine the status of a job without a printer.
Printer capabilities - Determine the current capabilities of a printer, for example, the available media sizes, two-sided printing, a particular type of interpreter, etc.
Printer job submission - Submit a print job to a printer.
Printer job removal - Remove a job from a printer.
Notification of events - Receive notification of the existence of a defined printer event. An event can be of many types, including warnings, errors, job stage completion (e.g., "job done"), etc.
Printer configuration - Query the current configuration of a printer.
Printer consumables - Determine the current state of any and all consumables within a printer.
Print job identification - Determine the identification of a job within a printer.
Internal printer status - Determine the current status of the printer.
Printer identification - Determine the identify of a printer.
Printer location - Determine the physical location of a printer.
Local system configuration - Determine various aspects of the current configuration of the local system involved with the operation of a printer.

These "requirements" cover a large spectrum of requirements surrounding the operation of a printer in a network environment. This list is by no means complete, but serves as a starting point for assessing major requirements of the various Role Models described below.

Proposed Role Models

Following is a proposed list of "Role Models" to be used in evaluating the requirements for any given object defined within the Printer MIB. Note that the keyword enclosed in parentheses represents an abbreviation for the particular Role Model in the matrix described later in this document.

User (USER) - A person or application that submits print jobs to the printer; typically viewed as the "end user" within the overall printing environment.

Operator (OP) - A person responsible for maintaining a printer on a day-to-day basis, including such tasks as filling empty media trays, emptying full output trays, replacing toner cartridges, etc.

Technician (TECH) - A person responsible for repairing a malfunctioning printer, performing routine preventive maintenance, and other tasks that typically require advanced training on the printer internals. An example of a "technician" would be a manufacturer's Field Service representative, or other person formally trained by the manufacturer or similar representative.

System Manager (MGR) - A person responsible for configuration and troubleshooting of components involved in the overall printing environment, including printers, print queues and network connectivity issues. This person is typically responsible for ensuring the overall operational integrity of the print system components, and is typically viewed as the central point of coordination among all other Role Models.

Help Desk (HELP) - A person responsible for supporting Users in their printing needs, including training Users and troubleshooting Users' printing problems.

Asset Manager (AM) - A person responsible for managing an organizations printing system assets (primarily printers). Such a person needs to be able to identify and track the location of printing assets on an ongoing basis.

Capacity Planner (CP) - A person responsible for tracking the usage of printing resources on an ongoing basis. An optional related activity might be to acquire printing resource utilization information for the purposes of charging Users for resources used.

Installer (INST) - A person or application responsible for installing or configuring printing system components on a local system.

The purpose of these Role Models is to evaluate the relative merit of any given managed object. Whenever a managed object is proposed for inclusion into the specification, discussion on its expected value should be geared around which Role Models benefit from its presence and operation.

Matrix of Requirement Areas and Role Models

To better understand the relationship between the set of defined "Requirements Areas" and the various "Role Models," the following matrix is offered.

It is important to recognize that many of the requirements areas will appear to be applicable to many of the Role Models. However, when considering the actual context of a requirement area, it is very important to realize that often the actual context of a requirement

is such the Role Model can change.

For example, it is obvious that a "System Manager" must be able to submit print jobs to a printer; however, when submitting a print job a person identified as a "System Manager" is actually operating in the context of a "User" in this case; hence, the requirement to submit a print job is not listed as a requirement for a System Manager.

Conversely, while a "User" must be able to remove a job previously submitted to a printer, an "Operator" is often expected to be able to remove any print job from any printer; hence, print job removal is a (subtly different) requirement for both "User" and an "Operator" Role Models.

That being said, I'm sure you'll find some inconsistencies in the following matrix, depending on your particular interpretations of the various requirements areas.

Requirement Area	Role Models							
	USER	OP	TECH	MGR	HELP	AM	CP	INST
Print job status	xx	xx	xx	xx	xx			
Printer capabilities	xx			xx	xx			
Print job submission	xx							
Print job removal	xx	xx						
Notification of events		xx	xx					
Printer configuration				xx				xx
Printer consumables		xx					xx	
Print job identification		xx		xx	xx		xx	
Internal printer status		xx	xx	xx				
Printer identification		xx		xx	xx	xx	xx	xx
Printer location							xx	
Local system configuration				xx				xx

Appendix E - Participants

The following people attended at least one meeting of the Printer Working Group meeting; many attended most meetings.

Azmy Abouased - Compaq
Avi Basu - HP
Kerry Bott - Intel
Michael Bringmann - QMS
Ted Brunner - Tektronix
Jeff Case - SNMP Inc.
Rong Chang - IBM
Andy Davidson - Tektronix
Jack Demcak - Jadtech
Andria Demetroulakos - Digital Products
Mike Evans - ESI
Richard Everman - uci.edu
Neal Fischer - Fujitsu
Joseph Flick - HP
Rod Gerhart - Ricoh
Christine Gressley - University of Illinois
Joel Gyllenskog - HP
Tom Hastings - Xerox Corporation
Tim Hathaway - Pacific Data
Mark Held - CMU
Bob Herriot - SUN
Jeff Johnson - Cisco
Jeff Johnson - Microsoft
Theodore Kearley - QMS
Barry Kelman - Microsoft
Charles Kimber - Dataproducts
Andrew Knutsen - SCO
Peter Leunig - Leunig GmbH
Harry Lewis - IBM Pennant Systems
Bill Lott - QMS
Mike MacKay - Xerox
Jay Martin - Underscore
Mike Mayes - Brother
Kevin McBride - Underscore
Stan McConnell - XEROX
Gaylord Miyata - Underscore
Michael Moore - Ricoh
Rudy Nedved - CMU Computer Science Dept.
Pete Neergaard - CMU
Bill Norton - merit.edu
Ron Norton - Printronix
Roman Orzol - Okidata
Alan Perelman - Emulex

Noga Prat - Intel
Dave Roach - Unisys
Marshall Rose - Dover Beach Consulting
John Saperia - BGS Systems Inc.
Mike Scanlon - FTP Software
Avi Schlank - Canon
Ron Smith - TI
Larry Stein - Farpoint
Koji Tashiro - NEC Technologies
Jody Terrill - Extended Systems
Chris Thomas - Intel Products
Mike Timperman - Lexmark
Randy Turner - QMS
Bill Wagner - Digital Products
Steve Waldbusser - CMU
Tim Wells - Microsoft
Craig Whittle - Compaq
Don Wright - Lexmark
Lloyd Young - Lexmark International Inc.
Steve Zilles - Adobe
Jim Zuber - Genoa

Security Considerations

Security issues are not discussed in this memo.

Authors' Addresses

Ronald L. Smith
Texas Instruments

Phone: (817) 774-6151
EMail: rlsmith@nb.ppd.ti.com

F.D. Wright
Lexmark International

Phone: (606) 232-4808
EMail: don@lexmark.com

Thomas N. Hastings
Xerox Corporation

Phone: (310) 333-6413
EMail: hasting@cp10.es.xerox.com

Stephen N. Zilles
Adobe Systems, Inc.

Phone: (415) 962-4766
EMail: szilles@mv.us.adobe.com

Joel Gyllenskog
Hewlett-Packard Company

Phone: (208) 396-4515
EMail: jgyllens@hpdmd48.boi.hp.com

