

Network Working Group  
Internet-Draft  
Intended status: Standards Track  
Expires: 18 November 2026

K. Xu  
J. Wu  
X. Wang  
Y. Guo  
Tsinghua University  
17 May 2026

Communication Protocol Between the AD Control Server and the AD Edge  
Router of Source Address Validation Architecture-eXternal (SAVA-X)  
draft-xu-savax-protocol-10

## Abstract

Due to the fact that the Internet forwards packets in accordance with the IP destination address, packet forwarding generally occurs without examination of the source address. As a result, malicious attacks have been initiated by utilizing spoofed source addresses. The inter-domain source address validation architecture represents an endeavor to enhance the Internet by employing state machines to generate consistent tags. When two end hosts at different address domains (ADs) of the IPv6 network communicate with each other, tags will be appended to the packets to identify the authenticity of the IPv6 source address.

This memo focuses on the communication protocol between ACSs and AERs of the SAVA-X mechanism.

## Status of This Memo

This Internet-Draft is submitted in full conformance with the provisions of BCP 78 and BCP 79.

Internet-Drafts are working documents of the Internet Engineering Task Force (IETF). Note that other groups may also distribute working documents as Internet-Drafts. The list of current Internet-Drafts is at <https://datatracker.ietf.org/drafts/current/>.

Internet-Drafts are draft documents valid for a maximum of six months and may be updated, replaced, or obsoleted by other documents at any time. It is inappropriate to use Internet-Drafts as reference material or to cite them other than as "work in progress."

This Internet-Draft will expire on 18 November 2026.

## Copyright Notice

Copyright (c) 2026 IETF Trust and the persons identified as the document authors. All rights reserved.

This document is subject to BCP 78 and the IETF Trust's Legal Provisions Relating to IETF Documents (<https://trustee.ietf.org/license-info>) in effect on the date of publication of this document. Please review these documents carefully, as they describe your rights and restrictions with respect to this document. Code Components extracted from this document must include Revised BSD License text as described in Section 4.e of the Trust Legal Provisions and are provided without warranty as described in the Revised BSD License.

## Table of Contents

1. Introduction . . . . .	3
2. Conventions and Definitions . . . . .	3
2.1. Terminology and Abbreviation . . . . .	3
3. Communication Protocol Format . . . . .	4
4. ACS-ACS Communication Protocol . . . . .	7
4.1. Announcement, Query, and Response of State Machine Information . . . . .	7
4.1.1. State Machine Information Announcement . . . . .	9
4.1.2. State Machine Information Request . . . . .	12
4.2. Request and Response of Diagnose Information . . . . .	14
5. ACS-AER Communication Protocol . . . . .	17
5.1. Deployment, Request, and Response of AD Registration information . . . . .	17
5.1.1. Deployment of AD Registration Information . . . . .	17
5.1.2. Request for AD Registration Information . . . . .	19
5.1.3. Response of AD Registration Information . . . . .	20
5.2. Deployment, Request, and Reply of AD Prefix Information . . . . .	23
5.2.1. Deployment of AD Prefix Information . . . . .	23
5.2.2. Request of AD Prefix Information . . . . .	26
5.2.3. Response of AD Prefix Information . . . . .	28
5.3. Deployment, Request, and Response of State Machine Information . . . . .	31
5.3.1. Deployment of State Machine Information . . . . .	31
5.3.2. Request of State Machine Information . . . . .	34
5.3.3. Response of State Machine Information . . . . .	36
5.4. Request and Response of Keep-alive Information . . . . .	38
5.4.1. Request of Keep-alive Information . . . . .	39
5.4.2. Response of Keep-alive Information . . . . .	40
6. Deployment of Tag Information . . . . .	41
7. Security Considerations . . . . .	42
8. IANA Considerations . . . . .	43

9. Normative References . . . . .	43
Acknowledgments . . . . .	43
Authors' Addresses . . . . .	43

## 1. Introduction

The Inter-Domain Source Address Validation-eXternal (SAVA-X) mechanism serves to establish a trust alliance among Address Domains (AD). It maintains a one-to-one state machine among ADs in conjunction with the AD Control Server (ACS). Moreover, it generates a consistent tag and deploys this tag to the ADs' border router (AER). The AER of the source AD appends a tag to packets originating from one AD and destined for another AD, thereby identifying the identity of the AD. The AER of the destination AD verifies the source address by validating the correctness of the tag to determine whether the packet has a forged source address.

In the packet forwarding process, if both the source address and the destination address of a packet belong to the trust alliance, the tag is either not added or added incorrectly. In such a case, the AER of the destination AD determines that the source address is forged and directly discards this packet. For packets with a source address outside the trust alliance, the destination AD forwards the packet directly.

This document mainly studies the relevant specifications of the communication protocol between ACSs and AERs of the SAVA-X mechanism between ADs, which will protect IPv6 networks from being forged source addresses. See [RFC8200] for more details about IPv6. It includes both ACS-to-ACS communication specification and ACS-to-AER communication specification.

## 2. Conventions and Definitions

The key words "MUST", "MUST NOT", "REQUIRED", "SHALL", "SHALL NOT", "SHOULD", "SHOULD NOT", "RECOMMENDED", "NOT RECOMMENDED", "MAY", and "OPTIONAL" in this document are to be interpreted as described in BCP14 [RFC2119] [RFC8174] when, and only when, they appear in all capitals, as shown here.

### 2.1. Terminology and Abbreviation

The following terms are used with a specific meaning:

#### ACS:

AD Control Server. The server maintains the state machine with other ACS and distributes information to AER.

**AD:**

Address Domain or Administrative Domain. The unit of a trust alliance. It is an address set consisting of all IPv6 addresses corresponding to an IPv6 address prefix.

**ADID:**

The identity of an AD.

**ADID\_Rec:**

The record of the number of an AD.

**AER:**

AD border router, which is placed at the boundary of an AD of STA.

**API\_Rec:**

The record of the prefix of an AD or STA.

**ARI\_Rec:**

The record with relevant information of an AD or STA.

**SM:**

State Machine, which is maintained by a pair of ACS to generate tags.

**SMI\_Rec:**

The record of the state machine information.

**TA:**

Trust Alliance. The IPv6 network that uses the SAVA-X mechanism.

**Tag:**

The authentic identification of the source address of a packet.

### 3. Communication Protocol Format

Every AD should be placed at least one ACS, which is mainly responsible for maintaining the relationship between ADs of the trust alliance, establishing connections with other ACS, maintaining the synchronous state machine, and sending the generated tags to the AER. TCP is used for communicating between ACS-ACS and ACS-AER.

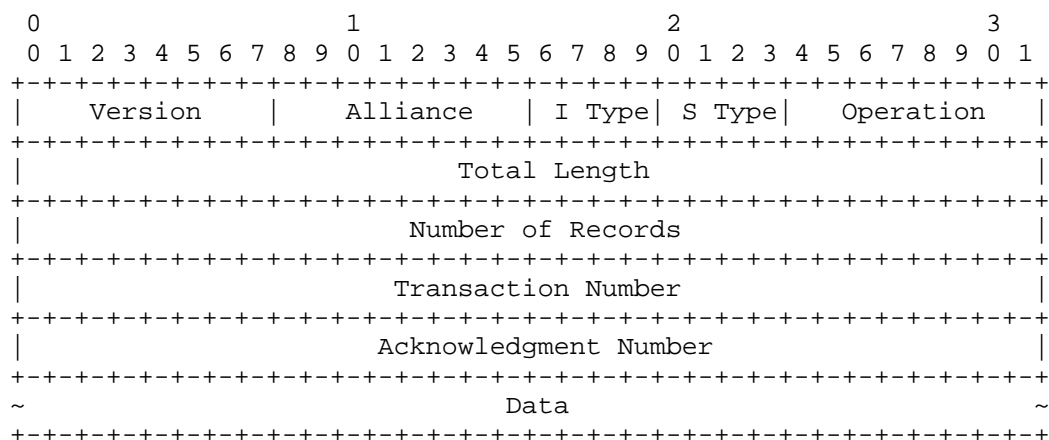


Figure 1: General communication packet format.

**Version:**

8-bit, the current version=0b1 of SAVA-X.

**Alliance:**

8-bit, the sub-trust alliance number.

**I Type:**

4-bit, Information type, 0 for G\_REF\_INFO, 1 for AD\_REG\_INFO, 2 for AD\_PREFIX\_INFO, 3 for STATE\_MACHINE\_INFO, 4 for DIAGNOSIS\_INFO, 5 for RUNNING\_STATE\_INFO, 6 for STRATEGY\_INFO, 7 for ALIVE\_INFO, 8 for TAG\_INFO, 9 for ALLI\_TAG\_INFO, 10 for AD\_V\_TAG\_INFO and others are unassigned.

**S Type:**

4-bit, Session type, 1 for ANNOUNCEMENT or DEPLOYMENT, 2 for REQUEST, 3 for REQUEST\_ALL, 4 for ACK, 5 for NAK, 6 for AACK, 7 for ANAK, 8 for RACK, 9 for RNAK and others are unassigned.

**Operation:**

8-bit, the first 3 bits mean for whether RENEW Type or not. First bit: 0 for non-RENEW packet, 1 for RENEW packet. Second bit: 0 for the first non-RENEW packet, 1 for the first RENEW packet. Third bit: 0 for the last non-RENEW packet, 1 for the last RENEW packet.

**Total Length:**

32-bit, the length of this packet: from Version to Data.

**Number of Records:**

32-bit, the records in Data.

**Transaction Number:**

32-bit, this is the identification of a publication, query, or response, and the value should increase monotonically. Different I Types MUST have their own Transaction Number. Through this field, ACS can locate which information has been resolved wrongly and correct it.

**Acknowledgment Number:**

32-bit, it is only filled when the S Type is ACK, NAK, AACK, ANAK, RACK, or RNAK. Otherwise, it should be filled as 0.

**Data:**

Variable-length field. I Type and S Type specifies data jointly.

**When the S Type is ANNOUNCEMENT:**

- \* If I Type = AD\_REG\_INFO, Data field SHOULD be one or more ARI\_Rec.
- \* If I Type = AD\_PREFIX\_INFO, Data field SHOULD be one or more API\_Rec.
- \* If I Type = STATE\_MACHINE\_INFO, Data field SHOULD be one or more SMI\_Rec.
- \* If I Type = TAG\_INFO, ALLI\_TAG\_INFO or AD\_V\_TAG\_INFO, Data field SHOULD be one or more TAG\_Rec.

**When the S Type is REQUEST or REQUEST\_ALL:**

- \* If I Type = REG\_INFO, Data field SHOULD be one or more ADID\_Rec.
- \* If I Type = AD\_PREFIX\_INFO, the Data field SHOULD be none or one or more ADID\_Rec.
- \* If I Type = STATE\_MACHINE\_INFO, the Data field SHOULD be none or one or more ADID\_Rec.
- \* If I Type = DIAGNOSE\_INFO, the Data field SHOULD be a 32-bit diagnose request code.
- \* If I Type = ALIVE\_INFO, Data field SHOULD be none.

**When the S Type is ACK, AACK, or RACK:**

- \* If I Type = REG\_INFO, Data field SHOULD be one or more ARI\_Rec.
- \* If I Type = AD\_PREFIX\_INFO, Data field SHOULD be one or more API\_Rec.

- \* If I Type = STATE\_MACHINE\_INFO, Data field SHOULD be one or more SMI\_Rec.
- \* If I Type = DIAGNOSE\_INFO, the Data field SHOULD be one 32-bit diagnose response code.
- \* If I Type = ALIVE\_INFO, Data field SHOULD be none.

When the S Type is NAK, ANAK, or RNAK, the Data field SHOULD be one 32-bit error code:

- \* 1 for parameters are wrong which means the packet cannot resolve correctly.
- \* 2 for member AD(s) in the request packet does not exist in the designative sub-trust alliance.
- \* 3 for algorithm for State Machine set by source ACS cannot support by the destination ACS.

#### 4. ACS-ACS Communication Protocol

Since the blockchain is adopted in SAVA-X to maintain the information of the trust alliance, ACS can query the address domain information of relevant ADes of the trust alliance and the AD prefix information corresponding to the address domain from the blockchain.

##### 4.1. Announcement, Query, and Response of State Machine Information

State machine information record (SMI\_Rec) represents the packet format used when a state machine is negotiated between different ordered pairs of ADs. When an ordered pair of ADs is negotiating the state machine, the ACS of AD with a smaller ADID initiates the communication, and the ACS of AD with a larger ADID uses SMI\_Rec to determine the information to be used, such as initial state, tag generation algorithm, state transition interval, etc. Compared to ARI\_Rec and API\_Rec, SMI\_Rec also needs an Expiring Time in addition to the Effecting Time. Expiration Time stands when the negotiated state machine is no longer valid.

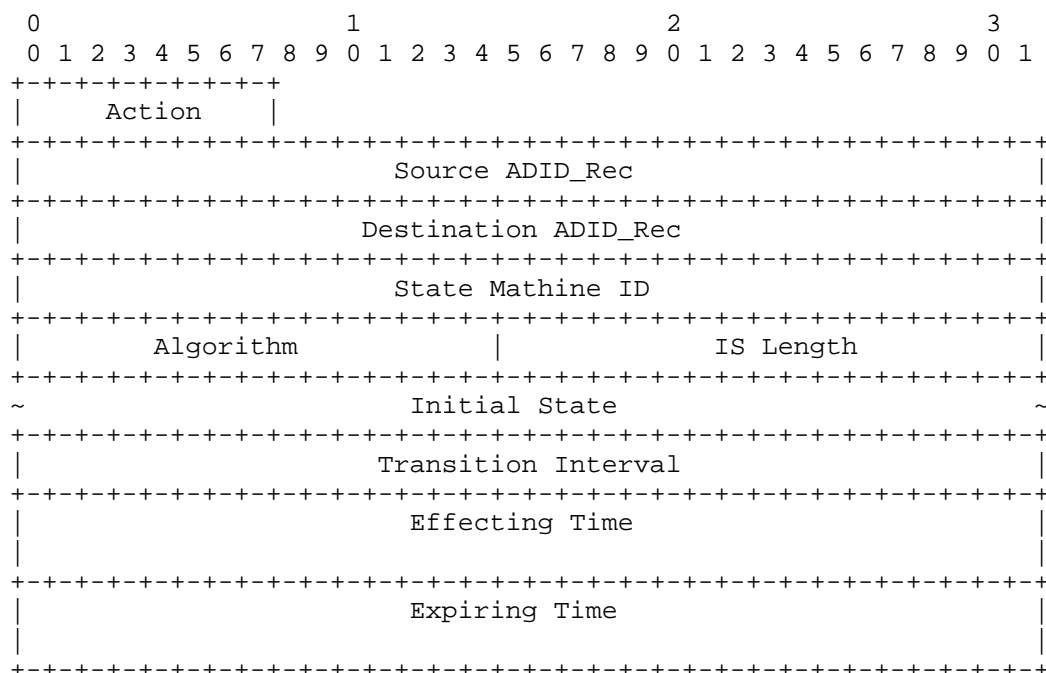


Figure 2: Format of state machine information record.

**Action:**

8-bit, 1 for add or update this SMI\_Rec.

**Source ADID\_Rec:**

Variable-length field. Refer to ADID\_Rec [savax-control].

**Destination ADID\_Rec:**

Variable-length field. Refer to ADID\_Rec in [savax-control].

**State Machine ID:**

32-bit, the ID used to identify the state machine, which is unique to a specific ordered AD pair and grows monotonically in use. It is used to distinguish the sequence before and after the generation of multiple-state machines.

**Algorithm:**

16-bit, algorithm used in A-Box. 1 for KISS-99 32-bit, 2 for KISS-99 64-bit Joint, 3 for OTP-2289 MD5 and others are unassigned.

**IS Length:**

16-bit, the length of the Initial State field.

**Initial State:**

Variable-length field, the length of this field is determined by IS Length.

**Transition Interval:**

32-bit, the milliseconds of the interval of state transition.

**Effecting Time:**

64-bit, when this field is 0, it means this State Machine should be enabled after the last State Machine expires.

**Expiring Time:**

64-bit, the end of this State Machine.

**4.1.1. State Machine Information Announcement**

State machine information announcement (SM\_INFO-Announce) is sent from source ACS to destination ACS. Source ACS fills in the following values for each field:

Field	Value
Version	1
Alliance	The sub-trust alliance number.
I Type	SM_INFO
S Type	ANNOUNCEMENT
Operation	NULL: source ACS updates part of the state machine's information to destination ACS. RENEW: source ACS updates all the state machines information to destination ACS.
Total Length	The length of this message.
Number of Records	The number of SMI_Recs in Data field.
Transaction Number	The last Transaction Number add 1. ACS would maintain a global Transaction Number for packets sent out where I Type is SM_INFO and ACS would keep it increasing monotonic.
Acknowledgement Number	0
Data	One or more SMI_Recs.

Table 1

All SMI\_Recs in the Data field should have a unique SM\_ID. When Action is ADD and SM\_ID bigger than the current used SM\_ID, ACS should add the state machine defined in SMI\_Rec. When Action is ADD and SM\_ID equals to current used SM\_ID, ACS should modify the state machine defined in SMI\_Rec. Only the Transition Interval and Expiring Time can be modified. Other SMI\_Rec should be discarded and the destination ACS should send a NAK message to the source ACS.

When receiving a non-RENEW packet, if it cannot resolve this message, the destination ACS should send a NAK message to the source ACS. When destination ACS can resolve the packet correctly, it SHOULD:

1. Compare the Transaction Number in this packet with the Transaction Number received from the same ACS before. Otherwise, the destination ACS would discard this packet and send an SM\_INFO-Request to request the latest information of the state machine. SM\_INFO-Request is defined at Section 4.1.2. If bigger, destination ACS WOULD:
2. Accept every SMI\_Rec and process them as follows: - If the SM\_ID in SMI\_Rec equals to current used SM\_ID, destination ACS would update the current used SM\_ID. - If the SM\_ID in SMI\_Rec is bigger than the current used SM\_ID, destination ACS would add this state machine to its following used state machine list.
3. The destination ACS will send an SM\_INFO-AACK message to the source ACS.

When receiving a RENEW packet, if it cannot resolve this message, the destination ACS should send an SM\_INFO-ANAK message to the source ACS. When destination ACS can resolve the packet correctly, it SHOULD:

1. Compare the Transaction Number in this packet with the Transaction Number received from the same ACS before. Otherwise, the destination ACS would discard this packet and send an SM\_INFO-Request to request the latest information of the state machine. If bigger, destination ACS WOULD:
2. Accept every SMI\_Rec and process them as follows: - If the SM\_ID in SMI\_Rec equals to current used SM\_ID, destination ACS would update the current used SM\_ID. - If the SM\_ID in SMI\_Rec is bigger than the current used SM\_ID, destination ACS would add this state machine to its following used state machine list. Especially, state machines will be removed right now when they are not listed in the SMI\_Recs but are in use.
3. The destination ACS will send an SM\_INFO-AACK message to the source ACS.

There are two types of replies to SM\_INFO-Announce messages. That is SM\_INFO-AACK representing affirmative acknowledgement and SM\_INFO-ANAK representing negative acknowledgement. These are sent from the destination ACS to the source ACS. The main part of the packet is filled by the destination ACS as follows:

Field	Value
Version	1
Alliance	The sub-trust alliance number.
I Type	SM_INFO
S Type	AACK if it is affirmative acknowledgement or ANAK if it is negative acknowledgement.
Operation	NULL
Total Length	The length of this message.
Number of Records	0
Transaction Number	The last Transaction Number add 1. ACS would maintain a global Transaction Number for packets sent out where I Type is SM_INFO and ACS would keep it increasing monotonic.
Acknowledgement Number	The Transaction Number of the response corresponding request.
Data	S Type = AACK: None. S Type = ANAK: a 32-bit error code defined in Section 3.

Table 2

Nothing needs to be done when source ACS receives an SM\_INFO-AACK message while it should regenerate a new state machine and announce to destination ACS when source ACS receives an SM\_INFO-ANAK message.

#### 4.1.2. State Machine Information Request

State machine information request (SM\_INFO-Request) is sent from the source ACS to the destination ACS. Source ACS fills in the following values for each field:

Field	Value
Version	1
Alliance	The sub-trust alliance number.
I Type	SM_INFO
S Type	REQUEST
Operation	NULL: announce all state machine information to source ACS.
Total Length	The length of this message.
Number of Records	0
Transaction Number	The last Transaction Number add 1. ACS would maintain a global Transaction Number for packets sent out where I Type is SM_INFO and ACS would keep it increasing monotonic.
Acknowledgement Number	0
Data	None

Table 3

When the source ACS receives an SM\_INFO-Request message, it sends an SM\_INFO-RNAK message to the destination ACS if some fields are wrong. Otherwise, the source ACS would send an SM\_INFO-RACK message to the destination ACS and process this SM\_INFO-Request message. Source ACS should compare the Transaction Number in this message with the Transaction Number received from the same destination ACS before. Otherwise, the source ACS would discard this packet. If bigger, the source ACS would send an SM\_INFO-RACK message to the destination ACS.

There are two types of replies to the SM\_INFO-Request message, i.e. SM\_INFO-RACK representing affirmative acknowledgement and SM\_INFO-RNAK representing negative acknowledgement. These are sent from the source ACS to the destination ACS. The main part of the packet is filled by source ACS as follows: I Type is SM\_INFO. S Type is RACK if it is affirmative acknowledgement or RNAK if it is negative acknowledgement. Operation is NULL. When the S Type is RACK, the Data field is a few of SMI\_Recs. When the S Type is RNAK, the Data field is a 32-bit error code.

When receiving an SM\_INFO-RACK message, if it cannot resolve this message, the destination ACS should send an SM\_INFO-Request message to the source ACS to acquire another state machine. When destination ACS can resolve the message correctly, it SHOULD:

1. Compare the Transaction Number in this packet with the Transaction Number received from the same source ACS before. Otherwise, the destination ACS would discard this packet and send an SM\_INFO-Request to request the latest information of the state machine. If bigger, destination ACS WOULD:
2. Accept every SMI\_Rec and process them as follows: - If the SM\_ID in SMI\_Rec equals to current used SM\_ID, destination ACS would update the current used SM\_ID. - If the SM\_ID in SMI\_Rec is bigger than the current used SM\_ID, destination ACS would add this state machine to its following used state machine list.
3. The destination ACS will send an SM\_INFO-AACK message to the source ACS.

When receiving an SM\_INFO-RNAK message, if it cannot resolve this message, the destination ACS should send an SM\_INFO-Request message to the source ACS to acquire a new state machine. When destination ACS can resolve the message correctly, it SHOULD compare the Transaction Number in this packet with the Transaction Number received from the same source ACS before. Otherwise, the destination ACS would discard this packet and send an SM\_INFO-Request to request the latest information of the state machine. If bigger, destination ACS WOULD send a new correct SM\_INFO-Request message to source ACS.

#### 4.2. Request and Response of Diagnose Information

Sent by destination ACS, a request for diagnosis information (DIAG\_INFO-Request) is used to require the source ACS to check its configuration and source AERs' settings. Source ACS will respond with its result. Destination ACS fills in the following values for each field:

Field	Value
Version	1
Alliance	The sub-trust alliance number.
I Type	DIAG_INFO
S Type	REQUEST
Operation	NULL
Total Length	The length of this message.
Number of Records	0
Transaction Number	The last Transaction Number add 1. ACS would maintain a global Transaction Number for packets sent out where I Type is DIAG_INFO and ACS would keep it increasing monotonically.
Acknowledgement Number	0
Data	A 32-bit error code is defined below.

Table 4

Response of diagnose information (DIAG\_INFO-Response) replies from source ACS to destination ACS.

Field	Value
Version	1
Alliance	The sub-trust alliance number.
I Type	DIAG_INFO
S Type	ACK
Operation	NULL
Total Length	The length of this message.
Number of Records	0
Transaction Number	The last Transaction Number add 1. ACS would maintain a global Transaction Number for packets sent out where I Type is DIAG_INFO and ACS would keep it increasing monotonically.
Acknowledgement Number	The Transaction Number of the response corresponding request.
Data	A 32-bit error code is defined below.

Table 5

Before it sends the DIAG\_INFO-Request message, the destination ACS should check its own configuration and guarantee they are correct.

If it receives a DIAG\_INFO-Request message, the source ACS would check whether the communication with its own AER whether correct or not.

1. If it's wrong, source ACS would reply with a DIAG\_INFO-Response message in which its Data field is filled with 2 for fault cannot be repaired and alarm to the administrator to deal with this problem.
2. If it's right, source ACS would RENEW all the registration information, prefix information and state machine information to all AERs. After that, source ACS will reply to a DIAG\_INFO-Response message in which its Data field is filled with 1 for all runs correctly after repair.

## 5. ACS-AER Communication Protocol

ACS would periodically deploy AD registration information, AD prefix information, and state machine information of relevant ADes to all AERs to guarantee all information is latest. ACS also would deploy the tag information to all AERs periodically.

### 5.1. Deployment, Request, and Response of AD Registration information

#### 5.1.1. Deployment of AD Registration Information

After connecting with AER, ACS deploys the AD Registration Information (REG\_INFO-Deploy) to AER periodically. I Type is REG\_INFO. S Type is Announcement. Operation is NULL when some ADes' information is joined, left or updated and Operation is RENEW when all ADes' information is deployed. Acknowledgment is 0. The Data field is one or more ARI\_Rec.

It should be noted that when there are two ARI\_Recs in Data fields responding to the same AD, one may effect right now, and the other effects after passing Effecting Time. When AER receives this message, all of them should be restored to the trust alliance list and AER MUST process them orderly. Since the protocol processes the records in sequence, it is required that the ARI\_Rec effecting at the current time for the same member AD should appear in front of another updating ARI\_Rec.

When receiving a non-RENEW packet, if it cannot resolve this message, AER could send a REG\_INFO-Request message to acquire the latest AD registration information.

When AER can resolve this message correctly, it SHOULD:

1. Compare the Transaction Number in this packet with the Transaction Number received from the same ACS before. If bigger, AER WOULD accept every ARI\_Rec and process them as follows. Otherwise, AER would discard this packet and send a REG\_INFO-RequestAll message to acquire the latest information on AD registration information.
2. Process every ARI\_Rec: - If Action is ADD and the record does not exist in its maintained trust alliance list, AER would add this record to its trust alliance list. - If Action is ADD and the record exists in its maintained trust alliance list but ACS Address is changed, AER would add this record to its trust alliance list and delete the original record after passing Effecting Time in this ARI\_Rec. - If Action is ADD the record exists in its maintained trust alliance list and the ACS Address

is not changed, AER would do nothing. - If Action is DEL and the record exists in its maintained trust alliance list, AER would remove this record from its trust alliance list after passing Effecting Time in this ARI\_Rec.

3. If a change is made in step 2, the update should take effect after passing the Effecting Time, which acts on the data plane. If the Effecting Time is earlier than the current time or is all 0, it will take effect immediately.

AER acts as follows when receiving a RENEW packet. When ACS initiates RENEW, it sends a RENEW message with which the first bit of the Operation field is 1. The second bit of the Operation field identifies the beginning of a procedure of RENEW and the third bit of the Operation field identifies the end of a procedure of RENEW. ACS MUST NOT send a RENEW packet with which the first bit of the Operation field is 0 in RENEWing. AER MUST process this procedure of RENEW after received all RENEW packets.

When AER can resolve this packet correctly, it SHOULD:

1. Compare the Transaction Number in this packet with the Transaction Number received from the same ACS before. If bigger, AER would accept every ARI\_Rec and process them as follows. Otherwise, AER would discard this packet and send a REG\_INFO-RequestAll message to acquire the latest information of AD registration information.
2. Process every ARI\_Rec: - If the record does not exist in its maintained trust alliance list, AER will add this record to its trust alliance list. - If the record exists in its maintained trust alliance list but the ACS Address is changed, AER would add this record to its trust alliance list and delete the original record after passing Effecting Time in this ARI\_Rec. - If the record exists in its maintained trust alliance list and the ACS Address is not changed, AER would do nothing. - If there are some records in the original trust alliance list that do not appear in the Data field during this RENEW process, they will be deleted immediately.
3. If a change is made in step 2, the update should take effect after passing the Effecting Time, which acts on the data plane. If the Effecting Time is earlier than the current time or is all 0, it will take effect immediately.

## 5.1.2. Request for AD Registration Information

The request is sent by AER to ACS. There are two types of requests for AD Registration Information messages. When querying the information of all member ADs of the trust alliance, the type is REG\_INFO-RequestAll and REG\_INFO-Request is used when querying the information of partial member ADs of the trust alliance.

Field	Value
Version	1
Alliance	The sub-trust alliance number.
I Type	REG_INFO
S Type	REQUEST: for querying partial member ADs and S Type is REQUEST_ALL: for querying all member ADs.
Operation	NULL
Total Length	The length of this message.
Number of Records	S Type = REQUEST: the number of ADID_Recs in Data field. S Type = REQUEST_ALL: 0.
Transaction Number	The last Transaction Number add 1. AER would maintain a global Transaction Number for packets sent out to ACS where I Type is REG_INFO and AER would keep it increasing monotonic.
Acknowledgement Number	0
Data	S Type = REQUEST: one or more ADID_Recs. S Type = REQUEST_ALL: None.

Table 6

When processing the REG\_INFO-Request(ALL) message, ACS would reply REG\_INFO-NAK to AER if it holds some fields that are wrong. For example, AER requests one ARI\_Rec that does not exist. Otherwise, the REG\_INFO-ACK message will be answered. ACS WOULD process as follows:

1. ACS SHOULD compare the Transaction Number in this packet with the Transaction Number received from the same AER before. If bigger, ACS would process as step 2. Otherwise, AER WOULD discard this packet and send a REG\_INFO-NAK message to AER.
2. ACS processes every ADID\_Rec. If the AD exists in its maintained trust alliance list, ACS would mark this record as "Reply". Otherwise, ACS would mark this record as "Negative Reply". Especially, all records would be marked with "Reply" when the Operation field is REQUEST\_ALL.
3. If any case in step 2 is marked with "Negative Reply", ACS would construct a REG\_INFO-NAK message to reply to the AER. Otherwise, a REG\_INFO-ACK message is constructed to reply to the AD registration information of all members marked with "Reply" to the AER.

#### 5.1.3. Response of AD Registration Information

AD registration information response includes two types. That is REG\_INFO-ACK and REG\_INFO-NAK. ACS will reply to AER according to the request for registration information sent by AER to ACS.

Field	Value
Version	1
Alliance	The sub-trust alliance number.
I Type	REG_INFO
S Type	ACK: representing affirmative acknowledgement. NAK: representing negative acknowledgement.
Operation	NULL: REG_INFO-Request message. RENEW: REG_INFO-RequestAll.
Total Length	The length of this message.
Number of Records	S Type = ACK: the number of ARI_Recs in Data field. S Type = REQUEST_ALL: 0.
Transaction Number	The last Transaction Number add 1. ACS would maintain a global Transaction Number for packets sent out to AER where I Type is REG_INFO and ACS would keep it increasing monotonic.
Acknowledgement Number	The Transaction Number of the response corresponding request.
Data	S Type = ACK: one or more ARI_Recs. S Type = NAK: a 32-bit error code defined at Section 3. There is no boundary identification between these ARI_Recs, which requires that the implementation of the protocol can process each record sequentially until the end of this message.

Table 7

It should be noted that when there are two ARI\_Recs in Data fields responding to the same AD, one may effect right now and the other effects after passing Effecting Time. When AER receives this message, all of them should be restored to the trust alliance list and AER MUST process them orderly. Since the protocol processes the records in sequence, it is required that the ARI\_Rec effecting at the current time for the same member AD should appear in front of another updating ARI\_Rec.

When receiving a non-RENEW REG\_INFO-ACK message, if it holds that some fields are wrong, AER could send a REG\_INFO-RequestAll message to acquire the latest AD registration information. Otherwise, AER would act as follows.

1. AER SHOULD compare the Transaction Number in this packet with the Transaction Number received from the same ACS before. If bigger, AER would process them as follows. Otherwise, AER would discard this packet and send a REG\_INFO-RequestAll message to acquire the latest information on AD registration information.
2. AER WOULD process every ARI\_Rec: - If Action is ADD and the record does not exist in its maintained trust alliance list, AER would add this record to its trust alliance list. - If Action is ADD and the record exists in its maintained trust alliance list but ACS Address is changed, AER would add this record to its trust alliance list and delete the original record after passing Effecting Time in this ARI\_Rec. - If Action is ADD the record exists in its maintained trust alliance list and the ACS Address is not changed, AER would do nothing. - If Action is DEL and the record exists in its maintained trust alliance list, AER would remove this record from its trust alliance list after passing Effecting Time in this ARI\_Rec.
3. If a change is made in step 2, the update should take effect after passing the Effecting Time, which acts on the data plane. If the Effecting Time is earlier than the current time or is all 0, it will take effect immediately.

AER acts as follows when receiving a RENEW REG\_INFO-ACK message. When ACS initiates RENEW, it sends a RENEW message with which the first bit of the Operation field is 1. The second bit of the Operation field identifies the beginning of a procedure of RENEW and the third bit of the Operation field identifies the end of a procedure of RENEW. ACS MUST NOT send a RENEW packet with which the first bit of the Operation field is 0 in RENEWing. AER MUST process this procedure of RENEW after receiving all RENEW packets.

When AER can resolve this packet correctly, it SHOULD:

1. Compare the Transaction Number in this packet with the Transaction Number received from the same ACS before. If bigger, AER would accept every ARI\_Rec and process them as step 2. Otherwise, AER would discard this packet and send a REG\_INFO-RequestAll message to acquire the latest information of AD registration information.
2. Process every ARI\_Rec: - If the record does not exist in its maintained trust alliance list, AER will add this record to its trust alliance list. - If the record exists in its maintained trust alliance list but the ACS Address is changed, AER would add this record to its trust alliance list and delete the original record after passing Effecting Time in this ARI\_Rec. - If the record exists in its maintained trust alliance list and the ACS Address is not changed, AER would do nothing. -If there are some records in the original trust alliance list that do not appear in the Data field during this RENEW process, they will be deleted immediately.
3. If a change is made in step 2, the update should take effect after passing the Effecting Time, which acts on the data plane. If the Effecting Time is earlier than the current time or is all 0, it will take effect immediately.

When AER receives a REG\_INFO-NAK message, it could send a REG\_INFO-RequestAll message to ACS to acquire the latest AD registration information.

## 5.2. Deployment, Request, and Reply of AD Prefix Information

### 5.2.1. Deployment of AD Prefix Information

AD prefix information deployment (PFX\_INFO-Deploy) is sent from ACS to AER. ACS fills in the following values for each field:

Field	Value
Version	1
Alliance	The sub-trust alliance number.
I Type	AD_PREFIX_INFO
S Type	DEPLOYMENT
Operation	NULL: to publish partial update information of member ADs' prefixes. RENEW: to publish all member ADs' prefixes.
Total Length	The length of this message.
Number of Records	The number of API_Recs in Data field.
Transaction Number	The last Transaction Number add 1. ACS would maintain a global Transaction Number for packets sent out to AER where I Type is AD_PREFIX_INFO and ACS would keep it increasing monotonic.
Acknowledgement Number	0
Data	One or more API_Recs. There is no boundary identification between these API_Recs, which requires that the implementation of the protocol can process each record sequentially until the end of this message.

Table 8

It should be noted that when there are two ARI\_Recs in Data fields responding to the same AD, one may affect right now and the other is an update message for ADD or DEL effecting after the Effecting Time. For example, if the current time is 5 and there are two records corresponding to the prefix P, in which the Effecting Time of record R1 is 1, the action is ADD, the Effecting Time of record R2 is 7 and the action is DEL, then it indicates that the prefix P is currently valid effective from time 1 and becomes invalid at time 7. When ACS or AER receives this message, all of them should be restored in the database and ACS should send them all when deploying. Since the

protocol processes the records in sequence, it is required that the API\_Rec effecting at the current time for the same member AD should appear in front of another updating API\_Rec.

When receiving a non-RENEW PFX\_INFO-Deploy message, if it holds that some fields are wrong, for example, it requires deleting an API\_Rec that does not exist or adding some prefix that conflicts with other member ADs, AER could send a request message to acquire the latest AD prefix information. Otherwise, AER would act as follows.

1. AER SHOULD compare the Transaction Number in this packet with the Transaction Number received from the same ACS before. If bigger, AER WOULD process them as step 2. Otherwise, AER would discard this packet and send a PFX\_INFO-RequestAll message to acquire the latest information on AD prefix information.
2. AER processes every API\_Rec: - If Action is ADD and the record does not exist in its maintained prefix list, AER would add this record to its prefix list. - If Action is ADD and the record exists in its maintained prefix list, AER would do nothing. - If Action is DEL and the record exists in its maintained prefix list, AER would remove this record from its prefix list after Effecting Time.
3. If a change is made in step 2, the update should take effect after the Effecting Time, which acts on the data plane. If the Effecting Time is earlier than the current time or is all 0, it will take effect immediately.

AER acts as follows when receiving a RENEW PFX\_INFO-Deploy message. When ACS initiates RENEW, it sends a RENEW message with which the first bit of the Operation field is 1. The second bit of the Operation field identifies the beginning of a procedure of RENEW and the third bit of the Operation field identifies the end of a procedure of RENEW. ACS MUST NOT send a RENEW packet with which the first bit of the Operation field is 0 in RENEWing. AER SHOULD uniformly process all packets in this RENEW process after receiving all RENEW packets.

1. AER SHOULD compare the Transaction Number in this packet with the Transaction Number received from the same ACS before. If bigger, AER WOULD process as step 2. Otherwise, AER would discard this message and send a PFX\_INFO-RequestAll message to acquire the latest information on AD prefix information.
2. AER processes every API\_Rec: - If the record does not exist in its maintained prefix list, AER would add this record to its trust alliance list. - If the record exists in its maintained

prefix list, AER would do nothing. - If there are some records in the original prefix list that do not appear in the Data field during this RENEW process, these records will be deleted immediately.

3. If a change is made in step 2, the update should take effect after passing the Effecting Time, which acts on the data plane. If the Effecting Time is earlier than the current time or is all 0, it will take effect immediately.

#### 5.2.2. Request of AD Prefix Information

AD prefix information request (PFX\_INFO-RequestAll) is sent from AER to ACS to query some member ADs' latest AD prefix information.

AER fills in the following values for each field:

Field	Value
Version	1
Alliance	The sub-trust alliance number.
I Type	AD_PREFIX_INFO
S Type	REQUEST_ALL: querying from ACS the latest AD prefix information of all member ADs.
Operation	NULL
Total Length	The length of this message.
Number of Records	0
Transaction Number	The last Transaction Number add 1. AER would maintain a global Transaction Number for packets sent out to ACS where I Type is AD_PREFIX_INFO and AER would keep it increasing monotonic.
Acknowledgement Number	0
Data	None

Table 9

When receiving a PFX\_INFO-RequestAll message, if it holds that some fields are wrong, ACS could send a PFX\_INFO-NAK. Otherwise, ACS would act as follows. The specific construction methods of PFX\_INFO-ACK and PFX\_INFO-NAK are described in Section 5.2.3.

1. ACS SHOULD compare the Transaction Number in this packet with the Transaction Number whose I Type is PFX\_INFO received from the same AER before. If bigger, ACS WOULD process them as step 2. Otherwise, ACS would discard this packet and send a PFX\_INFO-NAK message.

2. ACS processes every ADID\_Rec. If AD exists in the maintained trust alliance list, ACS would mark this record as "Reply". Otherwise, ACS would mark this record as "Negative Reply". Particularly, all records are marked with "Reply" when the S Type is REQUEST\_ALL.
3. If any case in step 2 is marked with "Negative Reply", ACS would construct a PFX\_INFO-NAK message to reply to the AER. Otherwise, a PFX\_INFO-ACK message is constructed to reply to the AD prefix information of all members marked with "Reply" to the AER.

#### 5.2.3. Response of AD Prefix Information

AD prefix information response includes two types. That is PFX\_INFO-ACK and PFX\_INFO-NAK. According to the request sent by AER, if some fields are wrong, ACS will reply with NAK, in which the error code is "parameter error". If a non-existent member AD is queried, the error code is "the requested member AD does not exist", which is defined as before and will not be repeated. The following mainly introduces the PFX\_INFO-ACK response. ACS fills in the following values for each field:

Field	Value
Version	1
Alliance	The sub-trust alliance number.
I Type	AD_PREFIX_INFO
S Type	ACK: representing affirmative acknowledgement. NAK: representing negative acknowledgement.
Operation	RENEW: replying to the latest AD prefix information to AER.
Total Length	The length of this message.
Number of Records	S Type = ACK: the number of API_Rec in Data field. S Type = NAK: 0
Transaction Number	The last Transaction Number add 1. ACS would maintain a global Transaction Number for packets sent out to AER where I Type is AD_PREFIX_INFO and ACS would keep it increasing monotonic.
Acknowledgement Number	The Transaction Number of the response corresponding request.
Data	S Type = ACK: One or more latest requested API_Rec. S Type = NAK: a 32-bit error code defined in Section 3. There is no boundary identification between these API_Recs, which requires that the implementation of the protocol can process each record sequentially until the end of this message.

Table 10

When receiving a non-RENEW PFX\_INFO-ACK message which is the positive reply to the request for AD prefix sent from ACS to AER, if it holds that some fields are wrong, AER could send a request message to acquire the latest AD prefix information. Otherwise, AER would act as follows.

1. AER SHOULD compare the Transaction Number in this packet with the Transaction Number whose I Type is PFX\_INFO received from the same ACS before. If bigger, AER would process them as follows. Otherwise, AER would discard this packet and send REG\_INFO-RequestAll and PFX\_INFO-RequestAll messages to acquire the latest information.
2. AER processes every API\_Rec: - If Action is ADD and the record does not exist in its maintained prefix list, AER would add this record to its prefix list. - If Action is ADD and the record exists in its maintained prefix list, AER would do nothing. - If Action is DEL and the record exists in its maintained prefix list, AER would remove this record from its prefix list after Effecting Time.
3. If a change is made in step 2, the update should take effect after the Effecting Time, which acts on the data plane. If the Effecting Time is earlier than the current time or is all 0, it will take effect immediately.

AER acts as follows when receiving a RENEW PFX\_INFO-ACK message. When ACS initiates the RENEW process, it sends a RENEW message with which the first bit of the Operation field is 1. The second bit of the Operation field identifies the beginning of a procedure of RENEW and the third bit of the Operation field identifies the end of a procedure of RENEW. ACS MUST NOT send a RENEW packet with which the first bit of the Operation field is 0 in the RENEW process. AER SHOULD uniformly process all packets in this RENEW process after receiving all RENEW packets.

1. AER SHOULD compare the Transaction Number in this packet with the Transaction Number whose I Type is PFX\_INFO received from the same ACS before. If bigger, AER WOULD process as step 2. Otherwise, AER would discard this message and send REG\_INFO-RequestAll and PFX\_INFO-RequestAll messages to acquire the latest information.
2. AER processes every API\_Rec. All Action in API\_Recs is ADD during RENEW process. - If the record does not exist in its maintained prefix list, AER would add this record to its trust alliance list. - If the record exists in its maintained prefix list, AER would do nothing. - If there are some records in the original prefix list that do not appear in the Data field during this RENEW process, these records will be deleted immediately.

3. If a change is made in step 2, the update message should take effect after the Effecting Time, which acts on the data plane. If the Effecting Time is earlier than the current time or is all 0, it will take effect immediately.

When AER receives a PFX\_INFO-NAK message, it could send REG\_INFO-RequestAll and PFX\_INFO-RequestAll messages to ACS to acquire the latest AD registration information and AD prefix information.

### 5.3. Deployment, Request, and Response of State Machine Information

#### 5.3.1. Deployment of State Machine Information

State machine information deployment (SM\_INFO-Deploy) is sent from ACS to AER. ACS fills in the following values for each field:

Field	Value
Version	1
Alliance	The sub-trust alliance number.
I Type	SM_INFO
S Type	DEPLOYMENT
Operation	NULL: to publish the partial update of the state machine maintained by the pair of this AD and another AD and Operation is RENEW: to publish a wholesome update of the state machine maintained by the pair of this AD and another AD.
Total Length	The length of this message.
Number of Records	The number of SMI_Recs in Data field
Transaction Number	The last Transaction Number add 1. ACS would maintain a global Transaction Number for packets sent out to AER where I Type is SM_INFO and ACS would keep it increasing monotonic.
Acknowledgement Number	0
Data	One or more SMI_Recs. There is no boundary identification between these ARI_Recs, which requires that the implementation of the protocol can process each record sequentially until the end of this message.

Table 11

It should be noted that the state machine is responding to an ordered AD pair. The state machine information mastered by ACS includes the state machine information from this AD to another member AD, and the state machine information from another member AD to this AD. When ACS deployment is partially updated, only some changed or newly added state machines are deployed. When ACS deploys the update of the

RENEW message, it is necessary to deploy all existing and updated information. For the same ordered AD pair, there cannot be two or more SMI\_Recs using the same SM\_ID in the Data field. In addition, there are two actions for SMI\_Rec: one is to add an SM whose SM\_ID is bigger than the current state machine. The second is to modify an existing state machine whose SM\_ID equals to current using a state machine. Both of them are using Action ADD. Here we require only Transition Interval and Expiring Time can be updated.

When receiving a non-RENEW SM\_INFO-Deploy message sent from ACS to AER, if it holds that some fields are wrong, for example, Action is DEL or SM\_ID is smaller than the current state machine in using, AER could send a request message to acquire the latest information. Otherwise, AER would act as follows.

1. AER SHOULD compare the Transaction Number in this packet with the Transaction Number whose I Type is SM\_INFO received from the same ACS before. If bigger, AER WOULD process them as step 2. Otherwise, AER would discard this packet and send REG\_INFO-RequestAll and request messages to acquire the latest information.
2. AER processes every SMI\_Rec: - If SM\_ID equals the current using the state machine, AER should update the state machine in use. - If SM\_ID is bigger than the current state machine, AER should add this state machine to its list.
3. If a change is made in step 2, the update message should take effect after the Effecting Time, which acts on the data plane. If the Effecting Time is earlier than the current time or is all 0, it will take effect immediately.

AER acts as follows when receiving a RENEW SM\_INFO-Deploy message. When ACS initiates the RENEW process, it sends a RENEW message with which the first bit of the Operation field is 1. The second bit of the Operation field identifies the beginning of a procedure of RENEW and the third bit of the Operation field identifies the end of a procedure of RENEW. ACS MUST NOT send a RENEW packet with which the first bit of the Operation field is 0 in the RENEW process. AER SHOULD uniformly process all packets in this RENEW process after receiving all RENEW packets.

1. AER SHOULD compare the Transaction Number in this packet with the Transaction Number whose I Type is SM\_INFO received from the same ACS before. If bigger, AER WOULD process as step 2. Otherwise, AER would discard this message and send a request message to acquire the latest information.

2. AER processes every SMI\_Rec. - If SM\_ID equals the current using the state machine, AER should update the state machine in use. - If SM\_ID is bigger than the current state machine, AER should add this state machine to its list. - If there are some records of state machines in use that do not appear in the Data field during this RENEW process, these state machines will be deleted immediately.
3. If a change is made in step 2, the update message should take effect after the Effecting Time, which acts on the data plane. If the Effecting Time is earlier than the current time or is all 0, it will take effect immediately.

#### 5.3.2. Request of State Machine Information

State machine information request (SM\_INFO-Request) is sent from AER to ACS. AER fills in the following values for each field:

Field	Value
Version	1
Alliance	The sub-trust alliance number.
I Type	SM_INFO
S Type	REQUEST: querying the state machines maintained by the pair of this AD to another member AD and vice versa. These member ADs are specified by ADID_Rec defined in the Data field. REQUEST_ALL: querying all state machines maintained by this AD with other member ADs.
Operation	NULL
Total Length	The length of this message.
Number of Records	S Type = REQUEST: the number of ADID_Rec in Data field. S Type = REQUEST_ALL: 0.
Transaction Number	The last Transaction Number add 1. AER would maintain a global Transaction Number for packets sent out to ACS where I Type is SM_INFO and AER would keep it increasing monotonic.
Acknowledgement Number	0
Data	S Type = REQUEST: One or more ADID_Recs. S Type = REQUEST_ALL: none. There is no boundary identification between these ADID_Recs, which requires that the implementation of the protocol can process each record sequentially until the end of this message.

Table 12

For example, let this AD is AD1. When any ADID\_Rec is included in the Data field, defined as AD2, it means that AER will request the SM(AD1, AD2) and SM(AD2, AD1). When ACS replies, it will reply to these two state machines.

When receiving an SM\_INFO-Request(All) message, if it holds that some fields are wrong, ACS could send a PFX\_INFO-NAK. Otherwise, ACS would act as follows. The specific construction methods of SM\_INFO-ACK and SM\_INFO-NAK are described in Section 5.3.3.

1. ACS SHOULD compare the Transaction Number in this packet with the Transaction Number whose I Type is SM\_INFO received from the same AER before. If bigger, ACS WOULD process them as step 2. Otherwise, ACS would discard this packet and send an SM\_INFO-NAK message.
2. ACS processes every ADID\_Rec. If AD exists in the maintained trust alliance list, ACS would mark this record as "Reply". Otherwise, ACS would mark this record as "Negative Reply". Particularly, all records are marked with "Reply" when the S Type is REQUEST\_ALL.
3. If any case in step 2 is marked with "Negative Reply", ACS would construct an SM\_INFO-NAK message to reply to the AER. Otherwise, an SM\_INFO-ACK message is constructed to reply to the state machine information of all members marked with "Reply" to the AER.

#### 5.3.3. Response of State Machine Information

State machine information response includes two types. That is SM\_INFO-ACK and SM\_INFO-NAK. Both of them are sent from ACS to AER. ACS fills in the following values for each field:

Field	Value
Version	1
Alliance	The sub-trust alliance number.
I Type	SM_INFO
S Type	ACK: representing affirmative acknowledgement. NAK: representing negative acknowledgement.
Operation	RENEW: replying to the latest state machine information to AER.
Total Length	The length of this message.
Number of Records	S Type = ACK: the number of SMI_Recs in Data field. S Type = NAK: 0.
Transaction Number	The last Transaction Number add 1. ACS would maintain a global Transaction Number for packets sent to AER where I Type is SM_INFO and would keep it increasing monotonically.
Acknowledgement Number	The Transaction Number of the response corresponding request.
Data	S Type = ACK: one or more latest requested SMI_Rec. S Type = NAK: a 32-bit error code defined in Section 3. There is no boundary identification between these ADID_Recs, which requires that the implementation of the protocol can process each record sequentially until the end of this message.

Table 13

When receiving a non-RENEW SM\_INFO-ACK message which is the positive reply to the request of AD prefix sent from ACS to AER, if it holds that some fields are wrong, AER could send a request message to acquire the latest state machine information. Otherwise, AER would act as follows. 1. AER SHOULD compare the Transaction Number in this packet with the Transaction Number whose I Type is PFX\_INFO received from the same ACS before. If bigger, AER WOULD process them as step

2. Otherwise, AER would discard this packet and send an SM\_INFO-RequestAll message to acquire the latest information. 2. AER processes every SMI\_Rec: - If SM\_ID equals the current using the state machine, AER should update the state machine in use. - If SM\_ID is bigger than the current state machine, AER should add this state machine to its list. 3. If a change is made in step 2, the update should take effect after the Effecting Time, which acts on the data plane. If the Effecting Time is earlier than the current time or is all 0, it will take effect immediately.

AER acts as follows when receiving a RENEW SM\_INFO-ACK message. When ACS initiates the RENEW process, it sends a RENEW message with which the first bit of the Operation field is 1. The second bit of the Operation field identifies the beginning of a procedure of RENEW and the third bit of the Operation field identifies the end of a procedure of RENEW. ACS MUST NOT send a RENEW packet with which the first bit of the Operation field is 0 in the RENEW process. AER SHOULD uniformly process all packets in this RENEW process after receiving all RENEW packets.

1. AER SHOULD compare the Transaction Number in this packet with the Transaction Number whose I Type is SM\_INFO received from the same ACS before. If bigger, AER WOULD process as step 2. Otherwise, AER would discard this message and send an SM\_INFO-RequestAll message to acquire the latest information.
2. AER processes every API\_Rec. All Action in API\_Recs is ADD during the RENEW process. - If SM\_ID equals the current using the state machine, AER should update the state machine in use. - If SM\_ID is bigger than the current state machine, AER should add this state machine to its list. - If there are some records of state machines in use that do not appear in the Data field during this RENEW process, these state machines will be deleted immediately.
3. If a change is made in step 2, the update message should take effect after the Effecting Time, which acts on the data plane. If the Effecting Time is earlier than the current time or is all 0, it will take effect immediately.

When AER receives an SM\_INFO-NAK message, it could send an SM\_INFO-RequestAll message to ACS to acquire the latest state machine information.

#### 5.4. Request and Response of Keep-alive Information

In SAVA-X, ACS will periodically send a Keep-alive request to query the availability of AER in the SAVA-X mechanism.

## 5.4.1. Request of Keep-alive Information

Keep-alive information request (ALIVE\_INFO-Request) is sent by ACS to test the viability of AER. AER would reply to ACS when receiving an ALIVE\_INFO-Request message. ACS considers that AER has gone wrong if it does not receive a response from AER within 60 seconds and ACS notifies the AD administrator of the failure information by email. ACS would keep sending ALIVE\_INFO-Request to the fault AER at the same time. The filling values of each field in the ACS request are as follows:

Field	Value
Version	1
Alliance	The sub-trust alliance number.
I Type	ALIVE_INFO
S Type	REQUEST
Operation	NULL
Total Length	The length of this message.
Number of Records	0
Transaction Number	The last Transaction Number add 1. ACS would maintain a global Transaction Number for packets sent to AER where I Type is ALIVE_INFO and would keep it increasing monotonically.
Acknowledgement Number	0
Data	None

Table 14

ACS considers that AER has gone wrong if it does not receive a response from AER within 60 seconds and ACS notifies the AD administrator of the failure information by email. ACS would consider that AER has recovered from failure when AER replies to the request correctly. ACS performs the following steps to update AER:

1. Keep time synchronization between AER and ACS.
2. Deploy AD registration information, AD prefix information, and state machine information to AER by way of a RENEW message.

#### 5.4.2. Response of Keep-alive Information

Keep-alive information response (ALIVE\_INFO-Response) is sent by AER to reply to the ALIVE\_INFO-Request message.

In response to ALIVE\_INFO-Request, AER fills in the following values for each field in the response:

Field	Value
Version	1
Alliance	The sub-trust alliance number.
I Type	ALIVE_INFO
S Type	ACK
Operation	NULL
Total Length	The length of this message.
Number of Records	0
Transaction Number	The last Transaction Number add 1. AER would maintain a global Transaction Number for packets sent to ACS where I Type is ALIVE_INFO and would keep it increasing monotonically.
Acknowledgement Number	0
Data	None

Table 15

## 6. Deployment of Tag Information

Tag information deployment (TAG\_INFO-Deploy) is sent from ACS to AER and AER adds, verifies, and removes the tag to/from the packet. When using sub-trust alliance level tags and AD\_V tags, the primary address domain ACS needs to distribute these two tags to the ACS of the boundary address domain first, and then the boundary address domain ACS will distribute these tags to their respective address domains' AERs. The sub-trust alliance tag is used in the data plane to cross different address domain levels. The AD\_V tag is used in the data plane when it is sent from the current address domain to the boundary address domain. Standard TAG\_INFO is used in the data plane at the same level and under the same direct parent address field. The three types of tags use the same message format as follows.

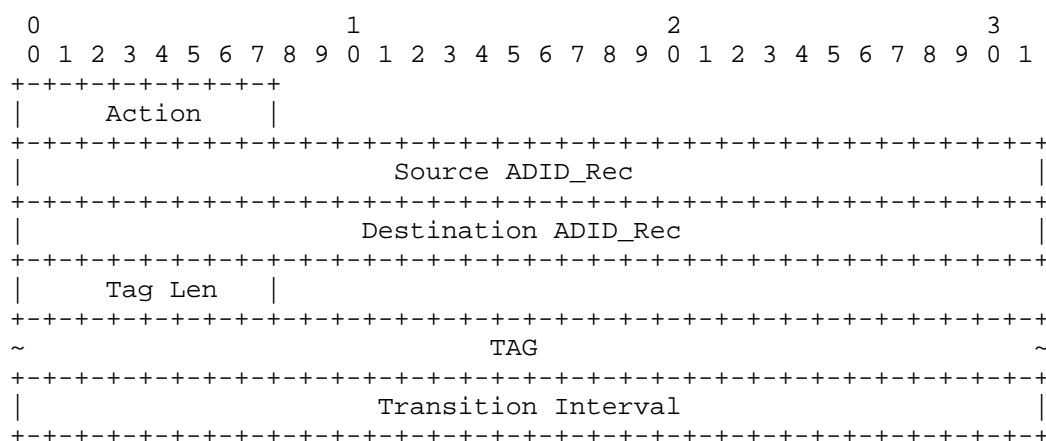


Figure 3: Format of tag information record.

### Action:

8-bit field. 1 for add (ADD=1) and 2 for delete (DEL=2).

### Source ADID\_Rec:

Variable-length field. Refer to ADID\_Rec in [savax-control].

### Destination ADID\_Rec:

Variable-length field. Refer to ADID\_Rec.

### Tag Len:

The length of TAG. The equation for calculation is (Tag Len + 1) \* 8 bits. The length of TAG MUST be multiple times of 8 bits. The maximum length is 128 bits and the minimum length is 32 bits. So the minimum of Tag Len is 0011.

**TAG:**

Variable-length field. The actual Tag or packet signature.

**Transition Interval:**

32-bit, the milliseconds of the interval of state transition.

When ACS announces a tag to ACS or AER, it fills in the following values for each field:

Field	Value
Version	1
Alliance	The sub-trust alliance number.
I Type	TAG_INFO, ALLI_TAG_INFO or AD_V_TAG_INFO
S Type	ANNOUNCEMENT
Operation	NULL
Total Length	The length of this message.
Number of Records	The number of TAG_Rec in Data field.
Transaction Number	ACS would maintain a global Transaction Number for packets sent to ACS or AER where I Type is TAG_INFO and would keep it increasing monotonically. Acknowledgment Number is 0.
Acknowledgement Number	0
Data	One or more TAG_Recs. There is no boundary identification between these records, which requires that the implementation of the protocol can process each record sequentially until the end of this message.

Table 16

## 7. Security Considerations

TBD.

## 8. IANA Considerations

TBD.

## 9. Normative References

- [RFC1760] Haller, N., "The S/KEY One-Time Password System", RFC 1760, DOI 10.17487/RFC1760, February 1995, <<https://www.rfc-editor.org/rfc/rfc1760>>.
- [RFC5210] Wu, J., Bi, J., Li, X., Ren, G., Xu, K., and M. Williams, "A Source Address Validation Architecture (SAVA) Testbed and Deployment Experience", RFC 5210, DOI 10.17487/RFC5210, June 2008, <<https://www.rfc-editor.org/rfc/rfc5210>>.
- [RFC8200] Deering, S. and R. Hinden, "Internet Protocol, Version 6 (IPv6) Specification", STD 86, RFC 8200, DOI 10.17487/RFC8200, July 2017, <<https://www.rfc-editor.org/rfc/rfc8200>>.
- [savax-control]  
"\*\*\* BROKEN REFERENCE \*\*\*".
- [RFC2119] Bradner, S., "Key words for use in RFCs to Indicate Requirement Levels", BCP 14, RFC 2119, DOI 10.17487/RFC2119, March 1997, <<https://www.rfc-editor.org/rfc/rfc2119>>.
- [RFC8174] Leiba, B., "Ambiguity of Uppercase vs Lowercase in RFC 2119 Key Words", BCP 14, RFC 8174, DOI 10.17487/RFC8174, May 2017, <<https://www.rfc-editor.org/rfc/rfc8174>>.

## Acknowledgments

TODO acknowledge.

## Authors' Addresses

Ke Xu  
Tsinghua University  
China  
Email: [xuke@tsinghua.edu.cn](mailto:xuke@tsinghua.edu.cn)

Jianping Wu  
Tsinghua University  
China

Email: [jianping@cernet.edu.cn](mailto:jianping@cernet.edu.cn)

Xiaoliang Wang  
Tsinghua University  
China  
Email: [wangxiaoliang0623@foxmail.com](mailto:wangxiaoliang0623@foxmail.com)

Yangfei Guo  
Tsinghua University  
China  
Email: [guoyangfei@zgclab.edu.cn](mailto:guoyangfei@zgclab.edu.cn)