

Network Working Group
Internet-Draft
Intended status: Informational
Expires: 16 October 2025

N. Matsuhira
Neptela
14 April 2025

Multiple Ethernet - IPv6 address mapping encapsulation - prefix
resolution
draft-matsuhira-me6e-pr-19

Abstract

This document specifies Multiple Ethernet - IPv6 address mapping encapsulation - Prefix Resolution (ME6E-PR) specification. ME6E-PR makes expansion ethernet network over IPv6 backbone network with encapsulation technology. And also, ME6E-PR can stack multiple Ethernet networks. ME6E-PR work on non own routing domain.

Requirements Language

The key words "MUST", "MUST NOT", "REQUIRED", "SHALL", "SHALL NOT", "SHOULD", "SHOULD NOT", "RECOMMENDED", "MAY", and "OPTIONAL" in this document are to be interpreted as described in RFC 2119 [RFC2119].

Status of This Memo

This Internet-Draft is submitted in full conformance with the provisions of BCP 78 and BCP 79.

Internet-Drafts are working documents of the Internet Engineering Task Force (IETF). Note that other groups may also distribute working documents as Internet-Drafts. The list of current Internet-Drafts is at <https://datatracker.ietf.org/drafts/current/>.

Internet-Drafts are draft documents valid for a maximum of six months and may be updated, replaced, or obsoleted by other documents at any time. It is inappropriate to use Internet-Drafts as reference material or to cite them other than as "work in progress."

This Internet-Draft will expire on 16 October 2025.

Copyright Notice

Copyright (c) 2025 IETF Trust and the persons identified as the document authors. All rights reserved.

This document is subject to BCP 78 and the IETF Trust's Legal Provisions Relating to IETF Documents (<https://trustee.ietf.org/license-info>) in effect on the date of publication of this document. Please review these documents carefully, as they describe your rights and restrictions with respect to this document. Code Components extracted from this document must include Revised BSD License text as described in Section 4.e of the Trust Legal Provisions and are provided without warranty as described in the Revised BSD License.

Table of Contents

1. Introduction	2
2. Basic Network Configuration	2
3. Basic Function of ME6E-PR	3
3.1. Ethernet over IPv6 Encapsulation	3
3.2. Multiple Ethernet - IPv6 mapped address (ME6A) architecture	4
3.3. Resolving ME6E address	5
4. Sample configuration	6
5. IANA Considerations	8
6. Security Considerations	8
7. References	8
7.1. Normative References	8
7.2. Informative References	8
Author's Address	8

1. Introduction

This document provide Multiple Ethernet - IPv6 address mapping encapsulation - Prefix Resolution (ME6E-PR) specification.

ME6E-PR make many virtual ethernet network over IPv6 network with unicast base technology.

ME6E-PR can use on both own routing domain and non own routing domain, i.e. can or cannot advertise routes to the network.

2. Basic Network Configuration

Figure 1 shows network configuration with ME6E-PR. The network consists of three parts, backbone network, nodes (host or router), and ME6E-PR.

Backbone network can be operated with dual stack or IPv6 only. Node may physical node or virtual node, and have Ethernet Interface.

ME6E-PR connects IPv6 network and nodes. ME6E-PR connect to node with Ethernet (Layer2), and ME6E-PR connect to IPv6 network with IPv6 (Layer3).

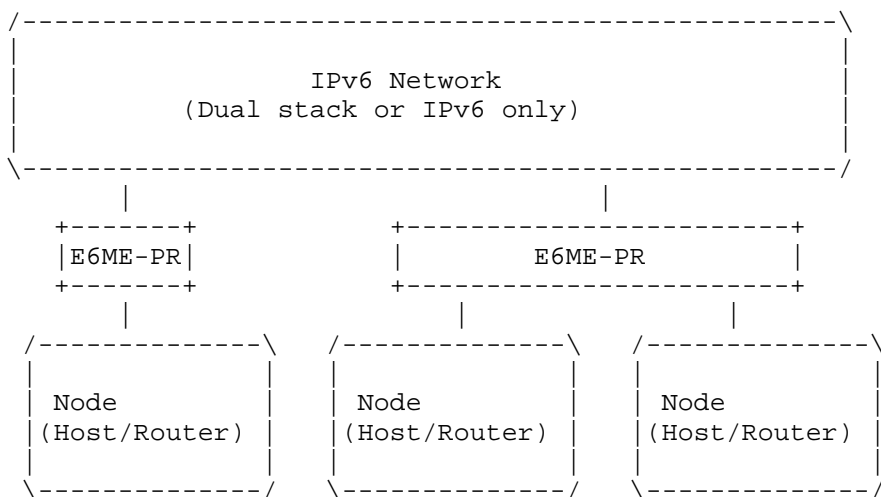


Figure 1

3. Basic Function of ME6E-PR

ME6E-PR has mainly two function.

One is encapsulate from Ethernet frame to IPv6 packet, and decapsulate from IPv6 packet to Ethernet frame. Another is generate a table where Ethernet MAC address belong to IPv6 network.

3.1. Ethernet over IPv6 Encapsulation

ME6E-PR encapsulates Ethernet frame to IPv6 packet from node to IPv6 network, and decapsulates IPv6 packet to Ethernet frame from IPv6 network to node. Figure 2 shows frame and packet format on both IPv6 network and IPv6 network.

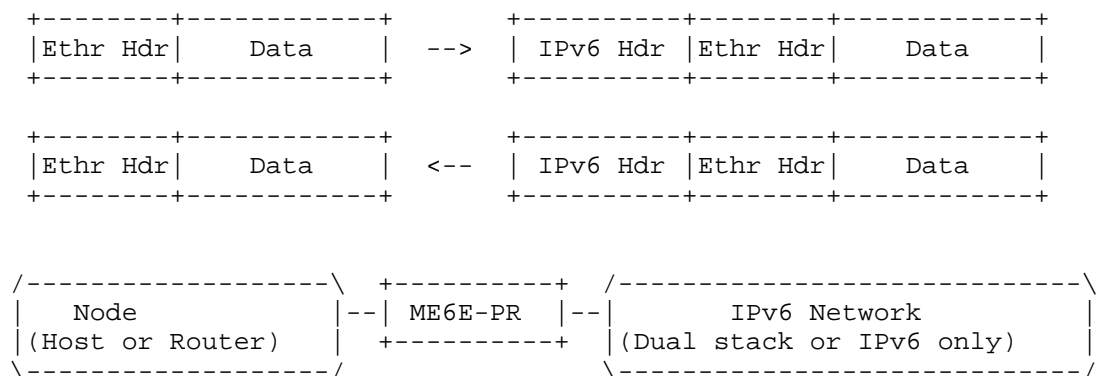


Figure 2

The value of next header field of IPv6 header is TBD. The value of EtherIP(RFC3378) EtherIP [RFC3378] may be used, however a new value for this protocol may be assigned.

When the encapsulated IPv6 Packet size exceeds the path MTU, ME6E-PR fragments the Ethernet frame, and then sends them.

3.2. Multiple Ethernet - IPv6 mapped address (ME6A) architecture

ME6A[I-D.matsuhira-me6a] is an IPv6 address used in the outer IPv6 header which encapsulates the Ethernet frame by ME6E-PR. Figure 3 shows the ME6A architecture.

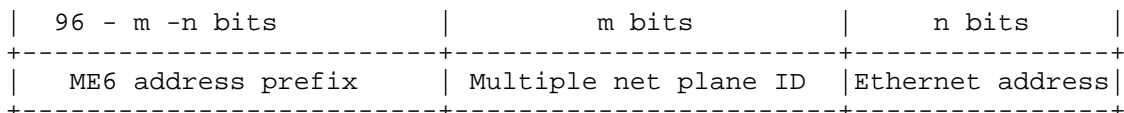


Figure 3

ME6E address consists of three parts as follows.

ME6 address prefix

ME6 address prefix. This value is resolved by ME6E-PR.

Multiple network plane ID

Multiple network plane ID is an identifier of Ethernet network over IPv6 backbone network. This value is preconfigured depend on the ME6E-RP belong which ethernet network plane. This value is just like VLAN-ID of IEEE802.1Q, tag VLAN.

EThernet address

Ethernet MAC address in inner Ethernet frame. EUI-48 address or EUI-64 address.

3.3. Resolving ME6E address

ME6E-PR resolve ME6 address using ME6E Prefix Resolution Table (ME6E-PR Table). ME6E-PR generate ME6E-PR address resolving ME6E-PR prefix from Multiple network plane ID and Ethernet MAC address. Figure 4 show this processing.

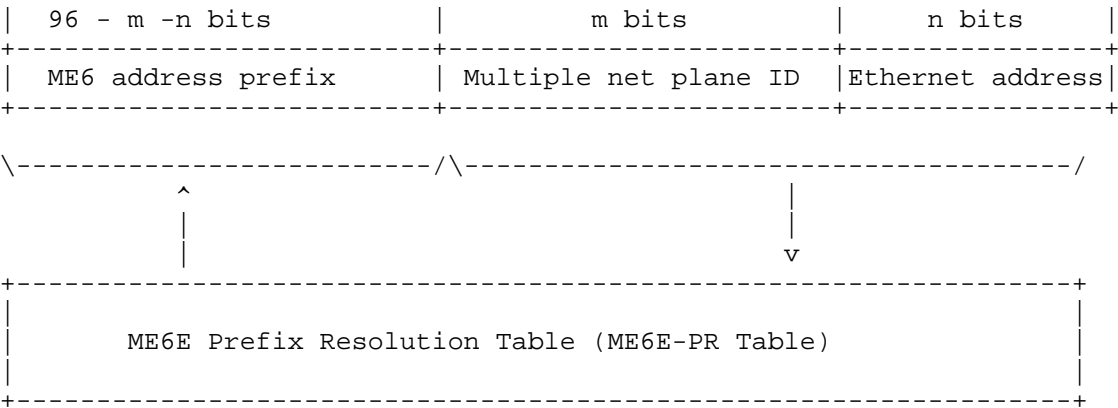


Figure 4

Figure 5 show ME6E-PR Table. This table consists four parts, Multiple network plane ID, Ethernet address, netmask, and ME6 address prefix.

```

+-----+-----+-----+-----+
|Multiple net plane ID|Ethernet address|netmask|| ME6 address prefix|
+-----+-----+-----+-----+
|Multiple net plane ID|Ethernet address|netmask|| ME6 address prefix|
+-----+-----+-----+-----+
|Multiple net plane ID|Ethernet address|netmask|| ME6 address prefix|
+-----+-----+-----+-----+
|Multiple net plane ID|Ethernet address|netmask|| ME6 address prefix|
+-----+-----+-----+-----+
:           :           :
+-----+-----+-----+-----+
|Multiple net plane ID|Ethernet address|netmask|| ME6 address prefix|
+-----+-----+-----+-----+

```

Figure 5

ME6E-PR configured multiple network plane ID, so ME6E-PR know multiple network plane ID value the interface belongs.

Resolving destination address, ME6E-PR use pre-configured multiple network plane ID value, and destination MAC address of Ethernet frame, and search the ME6E-PR table. ME6E-PR table return the ME6 address prefix value corresponding multiple network plane ID and ethernet destination MAC address. Then ME6E-PR generate whole ME6 address.

Resolving source address, ME6E-PR already know multiple network plane ID value and IPv6 address prefix as ME6 prefix. So, searching the ME6E-PR table does not require for resolving source address.

4. Sample configuration

Figure 6 shows sample configuration of ME6E-PR. In this example, there are three IPv4 stub network with the same IPv4 network plane.

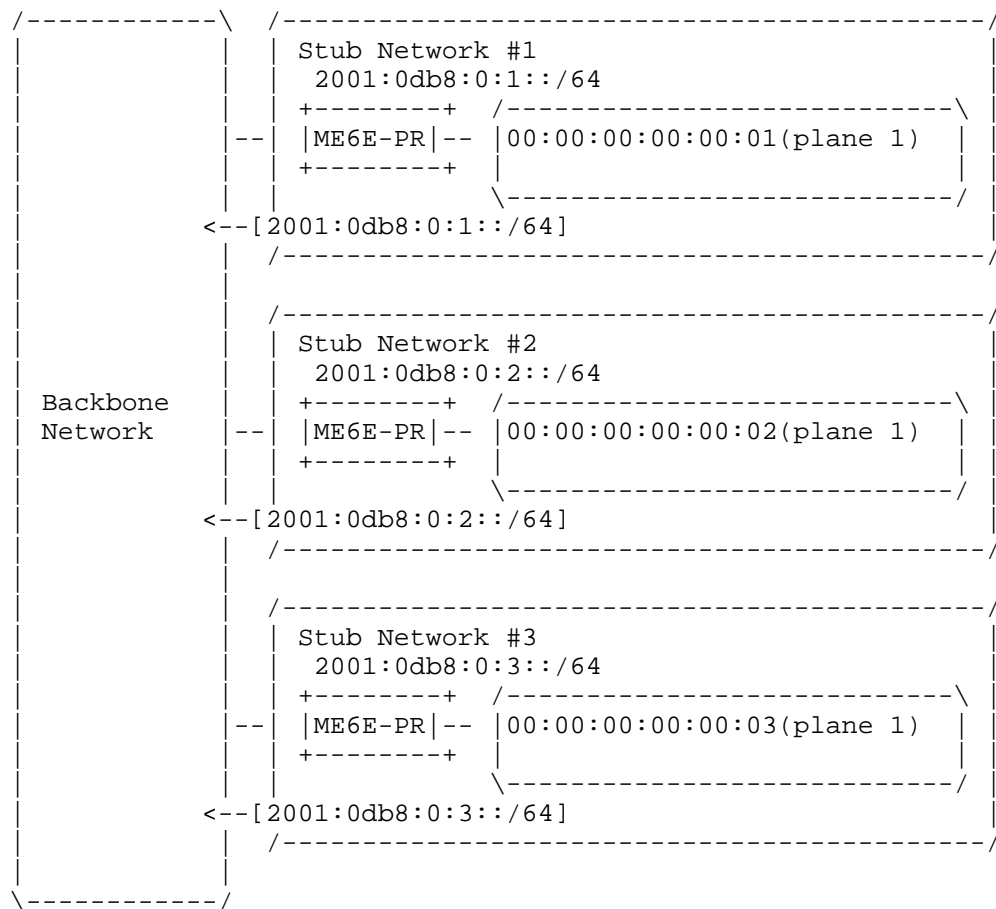


Figure 6

Figure 7 shows ME6E-PR table for sample network.

plane ID	MAC address	netmask	ME6E-PR address prefix
1	00:00:00:00:00:01	/128	2001:0db8:0:1
1	00:00:00:00:00:02	/128	2001:0db8:0:2
1	00:00:00:00:00:03	/128	2001:0db8:0:3

Figure 7

5. IANA Considerations

This document makes no request of IANA if using EtherIP Header.

Note to RFC Editor: this section may be removed on publication as an RFC.

6. Security Considerations

Security Considerations does not discussed in this memo.

7. References

7.1. Normative References

- [I-D.matsuhira-me6a]
Matsuhira, N., "Multiple Ethernet - IPv6 mapped IPv6 address (ME6A)", 1 June 2019.
- [RFC2119] Bradner, S., "Key words for use in RFCs to Indicate Requirement Levels", BCP 14, RFC 2119, DOI 10.17487/RFC2119, March 1997, <<https://www.rfc-editor.org/info/rfc2119>>.

7.2. Informative References

- [RFC3378] Housley, R. and S. Hollenbeck, "EtherIP: Tunneling Ethernet Frames in IP Datagrams", RFC 3378, DOI 10.17487/RFC3378, September 2002, <<https://www.rfc-editor.org/info/rfc3378>>.

Author's Address

Naoki Matsuhira
Neptela
Japan
Email: matsuhira.ietf@gmail.com