

Network Working Group  
Internet-Draft  
Intended status: Informational  
Expires: 16 October 2025

N. Matsuhira  
Neptela  
14 April 2025

Multiple IPv4 - IPv6 address mapping encapsulation - prefix resolution  
(M46E-PR)  
draft-matsuhira-m46e-pr-18

## Abstract

This document specifies M46E Prefix Resolution (M46E-PR) specification. M46E-PR connect IPv4 stub networks between IPv6 backbone network. And also, M46E-PR can stack many IPv4 networks, i.e. the nwtworks using same IPv4 private addresses without interdependence.

## Requirements Language

The key words "MUST", "MUST NOT", "REQUIRED", "SHALL", "SHALL NOT", "SHOULD", "SHOULD NOT", "RECOMMENDED", "MAY", and "OPTIONAL" in this document are to be interpreted as described in RFC 2119 [RFC2119].

## Status of This Memo

This Internet-Draft is submitted in full conformance with the provisions of BCP 78 and BCP 79.

Internet-Drafts are working documents of the Internet Engineering Task Force (IETF). Note that other groups may also distribute working documents as Internet-Drafts. The list of current Internet-Drafts is at <https://datatracker.ietf.org/drafts/current/>.

Internet-Drafts are draft documents valid for a maximum of six months and may be updated, replaced, or obsoleted by other documents at any time. It is inappropriate to use Internet-Drafts as reference material or to cite them other than as "work in progress."

This Internet-Draft will expire on 16 October 2025.

## Copyright Notice

Copyright (c) 2025 IETF Trust and the persons identified as the document authors. All rights reserved.

This document is subject to BCP 78 and the IETF Trust's Legal Provisions Relating to IETF Documents (<https://trustee.ietf.org/license-info>) in effect on the date of publication of this document. Please review these documents carefully, as they describe your rights and restrictions with respect to this document. Code Components extracted from this document must include Revised BSD License text as described in Section 4.e of the Trust Legal Provisions and are provided without warranty as described in the Revised BSD License.

## Table of Contents

1. Introduction . . . . .	2
2. Basic Network Configuration . . . . .	2
3. Basic Function of M46E-PR . . . . .	3
3.1. IPv4 over IPv6 Encapsulation / Decapsulation . . . . .	3
3.2. M46A architecture . . . . .	4
3.3. Resolving M46A . . . . .	5
4. Mode of M46E-PR . . . . .	6
4.1. Router mode . . . . .	6
4.2. Host mode . . . . .	6
5. Sample configuration . . . . .	6
6. IANA Considerations . . . . .	8
7. Security Considerations . . . . .	8
8. Normative References . . . . .	8
Author's Address . . . . .	8

## 1. Introduction

This document provide M46E Prefix Resolution (M46E-PR) specification.

The basic strategy for IPv6 deployment is dual stack. However, because of exhaustion of IPv4 address, there will be no IPv4 addresses for configuring dual stack in near future. That means there will be IPv6 only networks automatically.

However, there are many IPv4 only networks still exist and those seems continuous use in near future. That means methods continuous use of IPv4 network over IPv6 only network will be required.

M46E-PR also provide such methots.

## 2. Basic Network Configuration

Figure 1 shows network configuration with M46E-PR. The network consists of three parts, backbone network, stub network, and M46E-PR.

Backbone network can be operated with IPv6 only. Stub network has three cases, IPv4 only, Dual Stack (both IPv4 and IPv6), and IPv6 only.

M46E-FP connects backbone network and stub network in case IPv4 still works in that stub network. If stub network is IPv6 only, M46E-PR is not needed.

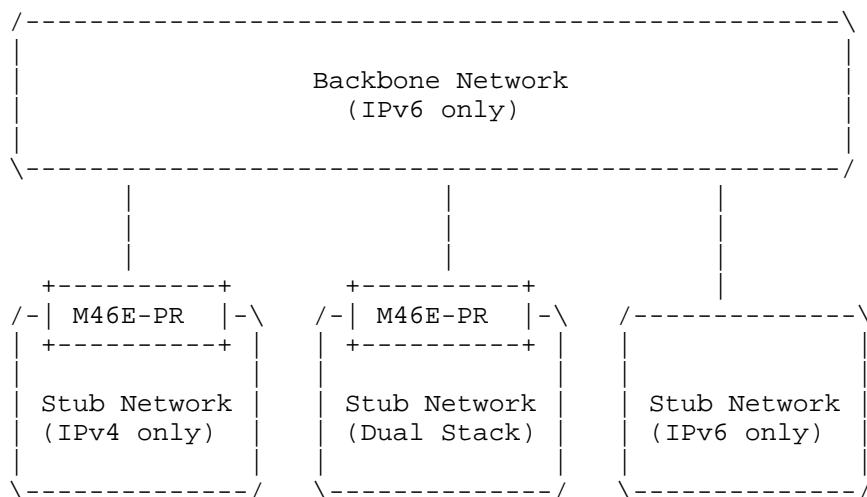


Figure 1

### 3. Basic Function of M46E-PR

M46E-PR has mainly two function. One is IPv4 over IPv6 Encapsulation / Decapsulation, and another is generate a table where IPv4 stub network belong to IPv6 network.

#### 3.1. IPv4 over IPv6 Encapsulation / Decapsulation

M46E-PR excapsulates IPv4 packet to IPv6 from stub network to backbone network, and decapsulates IPv6 packet to IPv4 from backbone network to stub network. Figure 2 shows packet format on both backbone network and stub network.

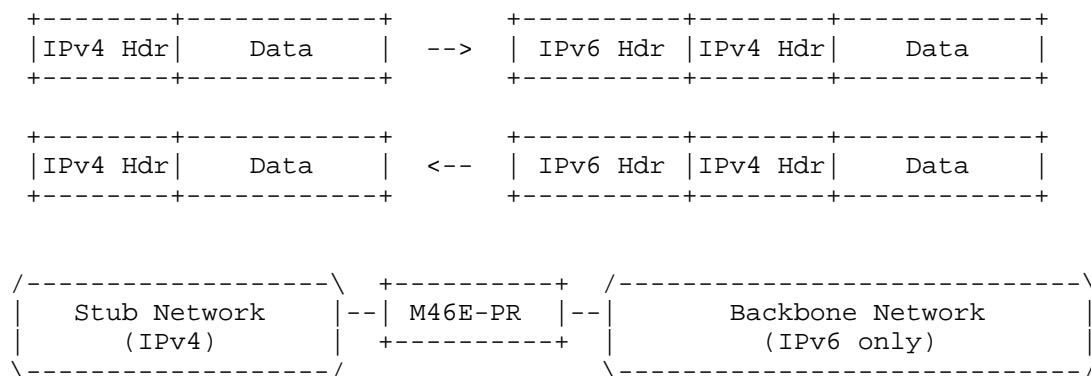


Figure 2

### 3.2. M46A architecture

M46A is a IPv6 address used in outer IPv6 header which encapsulate IPv4 packet by M46E-PR. M46A is described in [I-D.draft-matsuhira-m46a]. Figure 3 shows M46A address architecture.

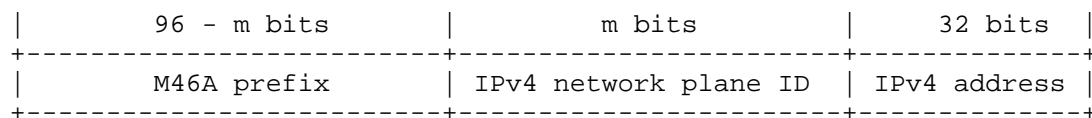


Figure 3

M46E address consists of three parts as follows.

#### M46A prefix

M46A prefix. This value is not a fixed value, and resolved packet by packet

#### IPv4 network plane ID

IPv4 network plane ID is an identifier of IPv4 network stack over IPv6 backbone network.

#### IPv4 address

IPv4 address in inner IPv4 packet.

### 3.3. Resolving M46A

M46E-PR resolve M46A using M46E Prefix Resolution Table (M46E-PR Table). M46E-PR generate M46E-PR address resolving M46A prefix from IPv4 network plane ID and IPv4 address. Figure 4 show this processing.




Figure 4

Figure 5 show M46E-PR Table. This table consists four parts, IPv4 network plane ID, IPv4 address, netmask, and M46A prefix.

IPv4 network plane ID	IPv4 address	netmask	M46A prefix
IPv4 network plane ID	IPv4 address	netmask	M46A prefix
IPv4 network plane ID	IPv4 address	netmask	M46A prefix
IPv4 network plane ID	IPv4 address	netmask	M46A prefix
:	:	:	:
IPv4 network plane ID	IPv4 address	netmask	M46A prefix

Figure 5

M46E-PR configured IPv4 network plane ID, so M46E-PR know IPv4 network plane ID value the interface belongs.

Resolving destination address, M46E-PR use pre-configured IPv4 network plane ID value, and destination address of IPv4 packets, and search the M46E-PR table. M46E-PR table return the M46E-PR address prefix value corresponding IPv4 network plane ID and IPv4 destination address. Then M46E-PR generate whole M46E-PR address.

Resolving source address, M46E-PR already know IPv4 network plane ID value and IPv6 address prefix as M46E-PR prefix. So, searching the M46E-PR table does not require for resolving source address.

#### 4. Mode of M46E-PR

M46E-PR has two working mode, one is router mode, another is host mode.

##### 4.1. Router mode

In router mode, M46E-PR act as a IPv6 router. M46E-PR occupy IPv6 subnet, and M46E-PR advertise route for M46E-PR.

##### 4.2. Host mode

In host mode, M46E-PR act as a IPv6 host. M46E-PR share IPv4 subnet, that mean, M46E-PR and IPv6 hosts exists on same IPv6 subnet. M46E-PR do proxy NDP function for IPv4 host.

#### 5. Sample configuration

Figure 6 shows sample configuration of M46E-PR. In this example, there are three IPv4 stub network with the same IPv4 network plane.

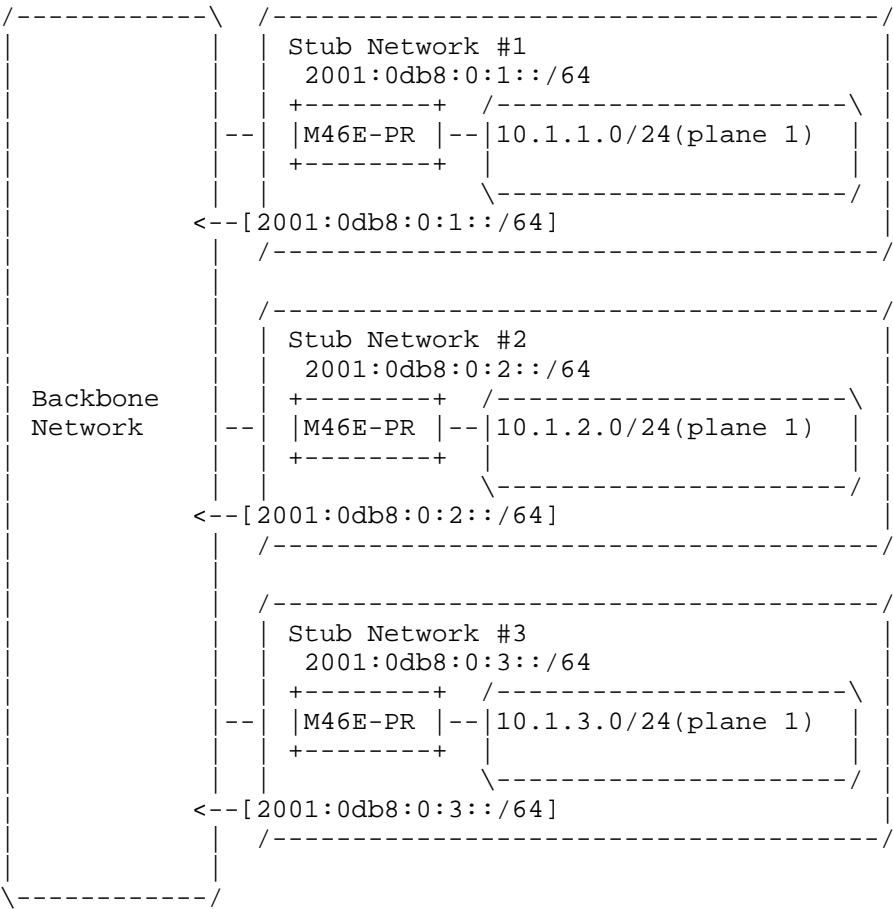


Figure 6

Figure Figure 7 shows M46E-PR table for sample network.

IPv4 network plane ID	IPv4 address	netmask	M46E-PR address prefix
1	10.1.1.0	/120	2001:0db8:0:1
1	10.1.2.0	/120	2001:0db8:0:2
1	10.1.3.0	/120	2001:0db8:0:3

Figure 7

## 6. IANA Considerations

This document makes no request of IANA.

Note to RFC Editor: this section may be removed on publication as an RFC.

## 7. Security Considerations

Security Considerations does not discussed in this memo.

## 8. Normative References

[I-D.draft-matsuhira-m46a]

Matsuhira, N., "Multiple IPv4 - IPv6 mapped IPv6 address",  
1 June 2019.

[RFC2119] Bradner, S., "Key words for use in RFCs to Indicate  
Requirement Levels", BCP 14, RFC 2119,  
DOI 10.17487/RFC2119, March 1997,  
<<https://www.rfc-editor.org/info/rfc2119>>.

## Author's Address

Naoki Matsuhira  
Neptela  
Japan  
Email: matsuhira.ietf@gmail.com