

TEAS Working Group
Internet-Draft
Intended status: Standards Track
Expires: 15 April 2026

Y. Lee, Ed.
Samsung Electronics
D. Dhody, Ed.
G. Fioccola
Q. Wu, Ed.
Huawei
D. Ceccarelli
Cisco
J. Tantsura
Nvidia
12 October 2025

Traffic Engineering (TE) and Service Mapping YANG Data Model
draft-ietf-teas-te-service-mapping-yang-18

Abstract

This document provides a YANG data model to map customer service models (e.g., L3VPN Service Delivery model) to Traffic Engineering (TE) models (e.g., the TE Tunnel or the Virtual Network (VN) model). These models are referred to as the TE Service Mapping Model and are applicable generically to the operator's need for seamless control and management of their VPN services with underlying TE support.

The models are principally used for monitoring and diagnostics of the management systems to show how the service requests are mapped onto underlying network resources and TE models.

Status of This Memo

This Internet-Draft is submitted in full conformance with the provisions of BCP 78 and BCP 79.

Internet-Drafts are working documents of the Internet Engineering Task Force (IETF). Note that other groups may also distribute working documents as Internet-Drafts. The list of current Internet-Drafts is at <https://datatracker.ietf.org/drafts/current/>.

Internet-Drafts are draft documents valid for a maximum of six months and may be updated, replaced, or obsoleted by other documents at any time. It is inappropriate to use Internet-Drafts as reference material or to cite them other than as "work in progress."

This Internet-Draft will expire on 15 April 2026.

Copyright Notice

Copyright (c) 2025 IETF Trust and the persons identified as the document authors. All rights reserved.

This document is subject to BCP 78 and the IETF Trust's Legal Provisions Relating to IETF Documents (<https://trustee.ietf.org/license-info>) in effect on the date of publication of this document. Please review these documents carefully, as they describe your rights and restrictions with respect to this document. Code Components extracted from this document must include Revised BSD License text as described in Section 4.e of the Trust Legal Provisions and are provided without warranty as described in the Revised BSD License.

Table of Contents

1.	Introduction	3
1.1.	Purpose of TE Service Mapping for Service Model	4
1.2.	Purpose of TE Service Mapping for Network Model	5
1.3.	Terminology	6
1.4.	Tree diagram	6
1.5.	Prefixes in Data Node Names	6
1.6.	References	8
2.	TE and Service Related Parameters	8
2.1.	VN/Tunnel Selection Requirements	8
2.2.	TE Policy	9
2.2.1.	Availability Requirement	9
3.	YANG Data Modeling Approach	10
3.1.	Forward Compatibility	11
3.2.	TE and Network Models	11
4.	L3VPN Architecture in the ACTN Context	12
4.1.	Service Mapping	16
4.2.	Site Mapping	16
5.	Applicability of TE-Service Mapping in Generic Context	17
6.	YANG Data Trees	17
6.1.	Service Mapping Types	17
6.2.	Service Models	18
6.2.1.	L3SM	18
6.2.2.	L2SM	20
6.2.3.	L1CSM	21
6.3.	Network Models	23
6.3.1.	L3NM	23
6.3.2.	L2NM	24
7.	YANG Data Models	25
7.1.	ietf-te-service-mapping-types	25
7.2.	Service Models	33
7.2.1.	ietf-l3sm-te-service-mapping	33
7.2.2.	ietf-l2sm-te-service-mapping	36

7.2.3. ietf-llcsm-te-service-mapping	38
7.3. Network Models	40
7.3.1. ietf-l3nm-te-service-mapping	40
7.3.2. ietf-l2nm-te-service-mapping	42
8. Security Considerations	44
9. IANA Considerations	45
10. Acknowledgements	47
11. References	47
11.1. Normative References	47
11.2. Informative References	50
Appendix A. Examples	51
Appendix B. Out of Scope	54
Appendix C. Contributor Addresses	54
Authors' Addresses	55

1. Introduction

Data models are a representation of objects that can be configured or monitored within a system. Within the IETF, YANG [RFC7950] is the language of choice for documenting data models, and YANG data models have been produced to allow the configuration or modeling of a variety of network devices, protocol instances, and network services. YANG data models have been classified in [RFC8199] and [RFC8309].

Framework for Abstraction and Control of Traffic-Engineered Networks (ACTN) [RFC8453] introduces an architecture to support virtual network services and connectivity services. [RFC9731] defines a YANG data model and describes how a customer or end-to-end orchestrator can request and/or instantiate a generic virtual network service. [I-D.ietf-teas-actn-yang] describes the way IETF YANG data models of different classifications can be applied to the ACTN interfaces. In particular, it describes how customer service models can be mapped into the CNC-MDSC Interface (CMI) of the ACTN architecture.

The models presented in this document are also applicable to generic context [RFC8309] as part of Customer Service Model used between Service Orchestrator and Customer.

[RFC8299] provides an L3VPN service delivery YANG data model for PE-based VPNs. The scope of that draft is limited to a set of domains under the control of the same network operator to deliver services requiring TE tunnels.

[RFC8466] provides an L2VPN service delivery YANG data model for PE-based VPNs. The scope of that draft is limited to a set of domains under the control of the same network operator to deliver services requiring TE tunnels.

[I-D.ietf-ccamp-llcsm-yang] provides a L1 connectivity service delivery YANG data model for PE-based VPNs. The scope of that draft is limited to a set of domains under the control of the same network operator to deliver services requiring TE tunnels.

While the IP/MPLS Provisioning Network Controller (PNC) is responsible for provisioning the VPN service on the Provider Edge (PE) nodes, the Multi-Domain Service Coordinator (MDSC) can coordinate how to map the VPN services onto Traffic Engineering (TE) tunnels. This is consistent with the two of the core functions of the MDSC specified in [RFC8453]:

- * Customer mapping/translation function: This function is to map customer requests/commands into network provisioning requests that can be sent to the PNC according to the business policies that have been provisioned statically or dynamically. Specifically, it provides mapping and translation of a customer's service request into a set of parameters that are specific to a network type and technology such that the network configuration process is made possible.
- * Virtual service coordination function: This function translates customer service-related information into a virtual network service operations in order to seamlessly operate virtual networks while meeting a customer's service requirements. In the context of ACTN, service/virtual service coordination includes a number of service orchestration functions such as multi-destination load balancing, guarantees of service quality, bandwidth and throughput. It also includes notifications for service faults and performance degradation and so forth.

Section 2 describes a set of TE and service-related parameters that this document addresses "new and advanced parameters" that are not included in the service models. Section 3 discusses the YANG modeling approach.

1.1. Purpose of TE Service Mapping for Service Model

The TE service mapping for the LxSM supports:

- * A mapping of the LxSM with the underlying TE resources. The TE resources could be in the form of VN, set of TE tunnels, TE abstract topology etc. This mapping can be populated by the network at the time of realization of the service. It is also possible to configure the mapping provided one is aware of VN/tunnels. This mapping model is used only when there is an awareness of VN or TE by the consumer of the model. Otherwise, this mapping information is internal and used for monitoring and diagnostics purposes such as telemetry, auto-scaling, and closed-loop automation.
- * Possibility to request the creation of a new VN/Tunnel to be bound to LxSM .
- * Indication to share the VN/Tunnel sharing (with or without modification) for the LxSM.
- * Support for configuration of underlying TE properties (as opposed to existing VN or tunnels).
- * Provide some additional service characteristics for the LxSM models.

1.2. Purpose of TE Service Mapping for Network Model

Apart from the service model, the TE mapping is equally applicable to the Network Models (L3 VPN Service Network Model (L3NM) [RFC9182], L2 VPN Service Network Model (L2NM) [RFC9291] etc.). See Section 3.2 for details.

The TE service mapping for the LxNM supports:

- * A mapping of the LxNM with the underlying TE resources. The TE resources could be in the form of VN, set of TE tunnels, TE abstract topology etc. This mapping can be populated by the network or configured. This mapping is useful to understand the TE realization of the LxVPN as well for monitoring/diagnostic purposes.
- * Possibility to request the creation of a new VN/Tunnel to be bound to LxNM .
- * Indication to share the VN/Tunnel sharing (with or without modification) for the LxNM.
- * Support for configuration of underlying TE properties (as opposed to existing VN or tunnels).

- * Provide some additional service characteristics for the LxNM models

1.3. Terminology

Refer to [RFC8453], [RFC7926], and [RFC8309] for the key terms used in this document.

The terminology for describing YANG data models is found in [RFC7950].

This document uses the term L3SM to refer to the L3VPN Service Delivery model specified in [RFC8299] and the term L2SM for Layer 2 Virtual Private Network (L2VPN) Service Delivery model specified in [RFC8466]. The term L3NM refers to the L3VPN network model specified in [RFC9182] and L2NM for the L2VPN network model specified in [RFC9291].

1.4. Tree diagram

A simplified graphical representation of the data model is used in Section 6 of this this document. The meaning of the symbols in these diagrams is defined in [RFC8340].

1.5. Prefixes in Data Node Names

In this document, the names of data nodes and other data model objects are prefixed using the standard prefix associated with the corresponding YANG imported modules, as shown in Table 1.

Prefix	YANG module	Reference
tsmt	ietf-te-service-mapping-types	[RFCXXXX]
llcsm	ietf-llcsm	[I-D.ietf-ccamp-llcsm-yang]
l2vpn-svc	ietf-l2vpn-svc	[RFC8466]
l3vpn-svc	ietf-l3vpn-svc	[RFC8299]

11-tsm	ietf- 11csm-te- service- mapping	[RFCXXXX]
12-tsm	ietf- 12sm-te- service- mapping	[RFCXXXX]
13-tsm	ietf- 13sm-te- service- mapping	[RFCXXXX]
vn	ietf-vn	[RFC9731]
nw	ietf- network	[RFC8345]
te- types	ietf-te- types	[RFC8776]
te	ietf-te	[I-D.ietf-teas-yang-te]
l2vpn- ntw	ietf- l2vpn-ntw	[RFC9291]
l3vpn- ntw	ietf- l3vpn-ntw	[RFC9182]
rt	ietf- routing	[RFC8349]
sr- policy	ietf-sr- policy	[I-D.ietf-spring-sr-policy-yang]
ietf- nss	ietf- network- slice- service	[I-D.ietf-teas-ietf-network-slice-nbi-yang]

Table 1: Prefixes and corresponding YANG modules

Note: The RFC Editor should replace XXXX with the number assigned to the RFC once this draft becomes an RFC.

1.6. References

In the YANG modules specified in this document, the following additional documents are referenced -

- * [RFC8453]: Framework for Abstraction and Control of TE Networks (ACTN)
- * [RFC8795]: YANG Data Model for Traffic Engineering (TE) Topologies

2. TE and Service Related Parameters

While L1/L2/L3 service models (L1CSM, L2SM, L3SM) are intended to provide service-specific parameters for VPN service instances, there are a number of TE service-related parameters that are not included in these service models.

Additional 'service parameters and policies' that are not included in the aforementioned service models are addressed in the YANG data models defined in this document.

2.1. VN/Tunnel Selection Requirements

In some cases, the service requirements may need additional VN/TE tunnels to be established. This may occur when there are no suitable existing VN/TE tunnels that can support the service requirements, or when the operator would like to dynamically create and bind tunnels to the VPN such that they are not shared by other VPNs, for example, for network slicing. The establishment of TE tunnels is subject to the network operator's policies.

To summarize, there are three modes of VN/Tunnel Selection operations to be supported as follows. Additional modes may be defined in the future.

- * New VN/Tunnel Binding - A customer could request a VPN service based on VN/Tunnels that are not shared with other existing or future services. This might be to meet the VPN isolation requirements. Further, the YANG data model described in Section 4 of this document can be used to describe the mapping between the VPN service and the ACTN VN. The VN (and TE tunnels) could be bound to the VPN and not used for any other VPN. Under this mode, the following sub-categories can be supported:

1. Traffic Isolation: A customer expects that the service traffic cannot be received by other customers in the same network.

2. Interference Isolation: A customer expects that the service traffic is not impacted by the existence of other customers or services in the same network.

3. A combination of both.

- * VN/Tunnel Sharing - A customer could request a VPN service where new tunnels (or a VN) do not need to be created for each VPN and can be shared across multiple VPNs. Further, the mapping YANG data model described in Section 5 of this document can be used to describe the mapping between the VPN service and the tunnels in use. No modification of the properties of a tunnel (or VN) is allowed in this mode: an existing tunnel can only be selected.
- * VN/Tunnel Modify - This mode allows the modification of the properties of the existing VN/tunnel (e.g., bandwidth).
- * TE Mapping Template - This mode allows a VPN service to use a mapping template containing constraints and optimization criteria. This allows mapping with the underlay TE characteristics without first creating a VN or tunnels to map. The VPN service could be mapped to a template first. Once the VN/Tunnels are actually created/selected for the VPN service, the mapping based on the actual TE resources is created.

2.2. TE Policy

The service models could be associated with various policies related to mapping the underlying TE resources. The path-affinities could be used to map to the underlying colored TE resources. The desired protection and availability requirements could be specified.

2.2.1. Availability Requirement

Availability is another service requirement or intent that may influence the selection or provisioning of TE tunnels or a VN to support the requested service. Availability is a probabilistic measure of the length of time that a VPN/VN instance functions without a network failure.

The availability level will need to be translated into the network-specific policies such as the protection/reroute policy associated with a VN or Tunnel. The means by which this is achieved is not in the scope of this document.

3. YANG Data Modeling Approach

This section provides how the TE and Service mapping parameters are supported using augmentation of the existing service models (i.e., [I-D.ietf-ccamp-llcsm-yang], [RFC8466], and [RFC8299]). Figure 1 shows the scope of the Augmented LxSM Model.

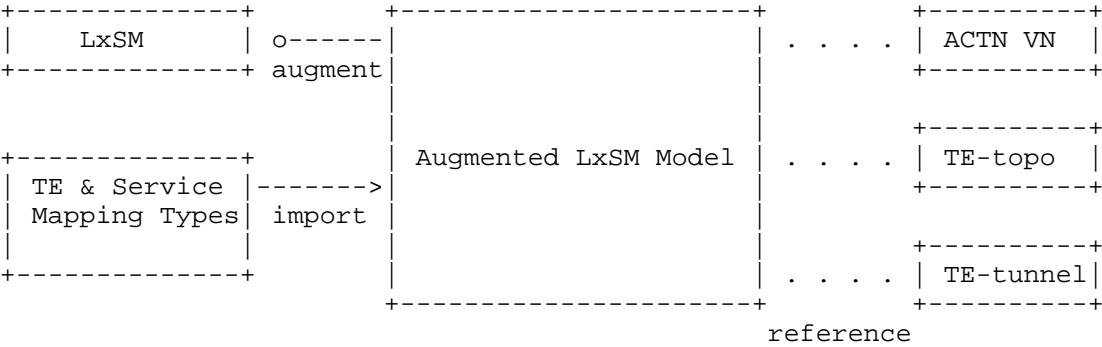


Figure 1: Augmented LxSM Model

The Augmented LxSM model (where x=1,2,3) augments the basic LxSM model while importing the common TE and Service-related parameters (defined in Section 2) grouping information from TE and Service Mapping Types. The TE and Service Mapping Types (ietf-te-service-mapping-types) module is the repository of all common groupings imported by each augmented LxSM model. Any future service models would import this mapping-type common model.

The mapping could be made to any underlying TE resources such as VN, TE topology abstract node (and its connectivity matrix), set of TE tunnels etc. This flexibility from the modeling point of view allows for various use cases in both service and network models.

The role of the augmented LxSM is to expose the mapping relationship between service models and TE models so that VN/VPN service instantiations provided by the underlying TE networks can be viewed outside of the MDSC, for example by an operator who is diagnosing the behaviour of the network. Note that this should be done only if the operator understands the VN/Tunnel resources and the MDSC is willing to share that information. It also allows for the customers to access operational state information about how their services are instantiated with the underlying VN, TE topology or TE tunnels. This mapping will facilitate a seamless service management operation with underlay-TE network visibility.

As seen in Figure 1, the augmented LxSM service model records a mapping between the customer service models and the ACTN VN YANG model. Thus, when the MDSC receives a service request it creates a VN that meets the customer's service objectives with various constraints via the TE-topology model [RFC8795], and this relationship is recorded by the Augmented LxSM Model. The model also supports a mapping between a service model and TE-topology or a TE-tunnel.

The YANG data models defined in this document conform to the Network Management Datastore Architecture (NMDA) [RFC8342].

3.1. Forward Compatibility

The YANG module defined in this document supports three existing service models via augmenting while sharing the common TE and Service Mapping Types.

It is possible that new service models will be defined at some future time and that it will be desirable to map them to the underlying TE constructs in the same way as the three existing models are augmented.

Appendix B highlights some features that are deemed out of the scope of this document.

3.2. TE and Network Models

The L2/L3 network models (L2NM, L3NM) are intended to describe a VPN Service in the Service Provider Network. It contains information of the Service Provider network and might include allocated resources. It can be used by network controllers to manage and control the VPN Service configuration in the Service Provider network.

Similar to the service model, the existing network models (i.e., [RFC9182], and [RFC9291]) are augmented to include the TE and Service mapping parameters. Figure 2 shows the scope of the Augmented LxNM Model.

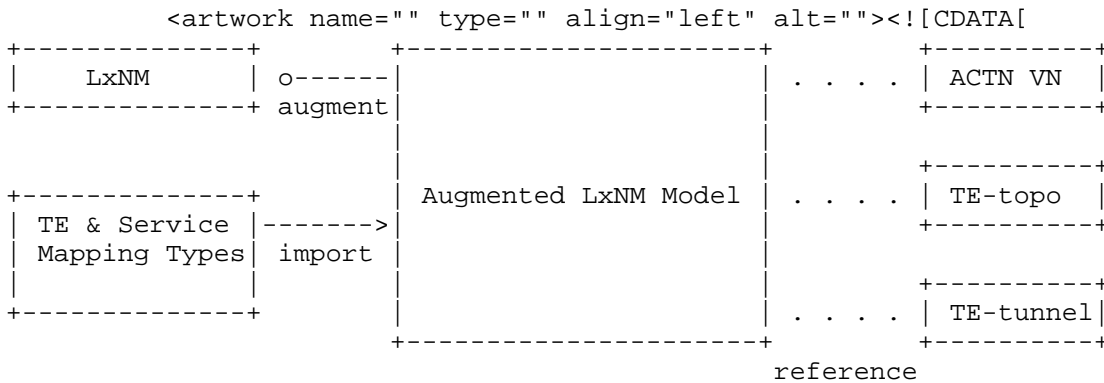
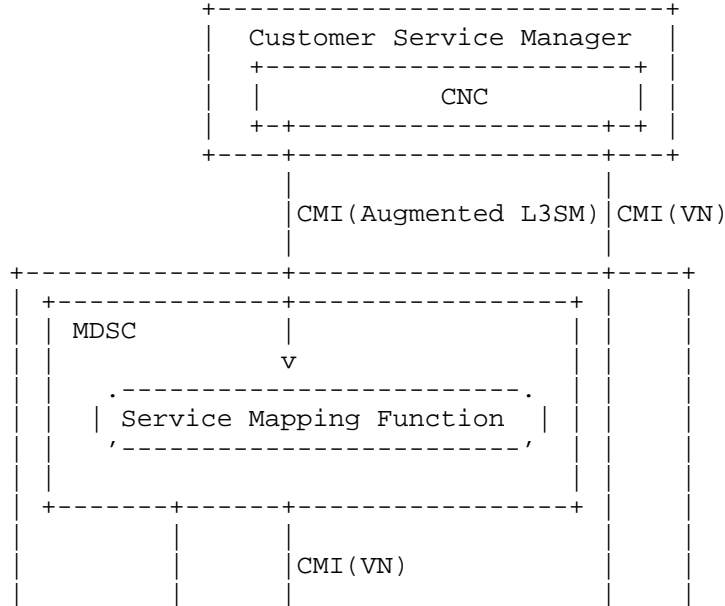


Figure 2: Augmented LxNM Model

The Augmented LxNM model (where x=2,3) augments the basic LxNM model while importing the common TE mapping-related parameters (defined in Section 2) grouping information from TE and Service Mapping Types. The role of the augmented LxNM network model is to expose the mapping relationship between network models and TE models.

4. L3VPN Architecture in the ACTN Context

Figure 3 shows the architectural context of this document referencing the ACTN components and interfaces.



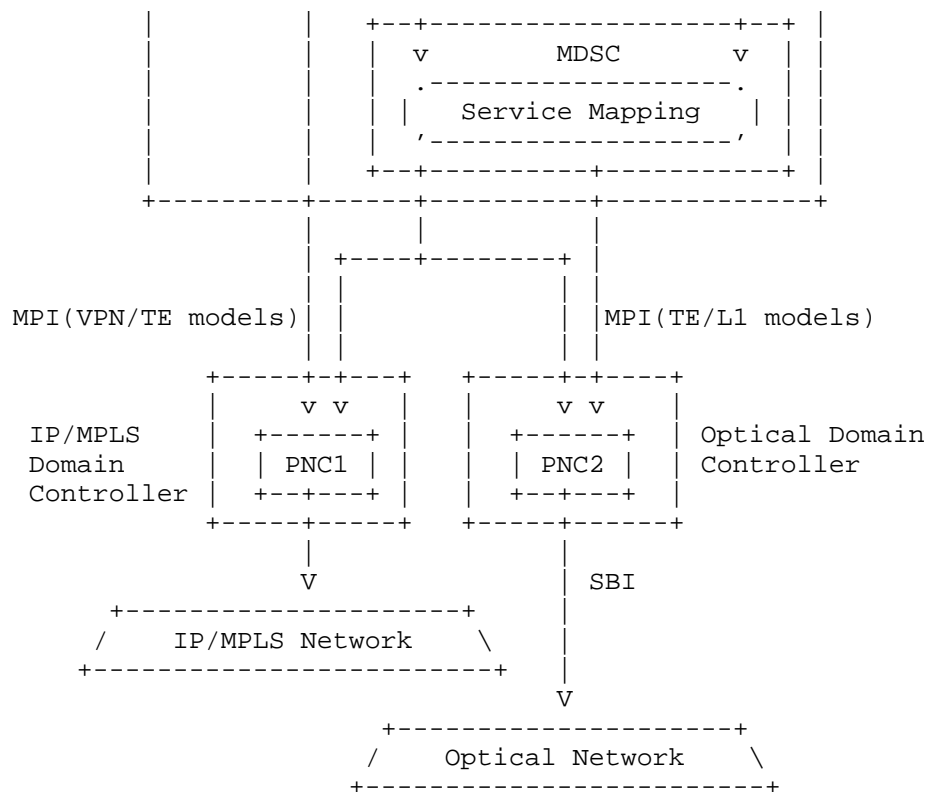


Figure 3: L3VPN Architecture from the IP+Optical Network Perspective

There are three main entities in the ACTN architecture as shown in Figure 3.

- * **CNC:** The Customer Network Controller is responsible for generating service requests. In the context of an L3VPN, the CNC uses the Augmented L3SM to express the service request and communicate it to the network operator.

- * MDSC: This entity is responsible for coordinating a L3VPN service request (expressed via the Augmented L3SM) with the IP/MPLS PNC and the Transport PNC. For TE services, one of the key responsibilities of the MDSC is to coordinate with both the IP PNC and the Transport PNC for the mapping of the Augmented L3VPN Service Model to the ACTN VN model. In the VN/TE-tunnel binding case, the MDSC will need to coordinate with the Transport PNC to dynamically create the TE-tunnels in the transport network as needed. These tunnels are added as links in the IP/MPLS Layer topology. The MDSC coordinates with IP/MPLS PNC to create the TE-tunnels in the IP/MPLS layer, as part of the ACTN VN creation.
- * PNC: The Provisioning Network Controller is responsible for configuring and operating the network devices. Figure 3 shows two distinct PNCs.
 - IP/MPLS PNC (PNC1): This entity is responsible for device configuration to create PE-PE L3VPN tunnels for the VPN customer and for the configuration of the L3VPN VRF on the PE nodes. Each network element would select a tunnel based on the configuration.
 - Transport PNC (PNC2): This entity is responsible for the device configuration for TE tunnels in the transport networks.

The three main interfaces are shown in Figure 3 and listed below.

- * CMI: The CNC-MDSC Interface is used to communicate service requests from the customer to the operator. The requests may be expressed as Augmented VPN service requests (L2SM, L3SM), as connectivity requests (L1CSM), or as virtual network requests (ACTN VN).
- * MPI: The MDSC-PNC Interface is used by the MDSC to orchestrate networks under the control of PNCs. The requests on this interface may use TE tunnel models, TE topology models, VPN network configuration models or layer one connectivity models.
- * SBI: The Southbound Interface is used by the PNC to control network devices and is out of the scope of this document.

The TE Service Mapping Model as described in this document can be used to see the mapping between service models and VN models and TE Tunnel/Topology models. That mapping may occur in the CNC if a service request is mapped to a VN request. Or it may occur in the MDSC where a service request is mapped to a TE tunnel, TE topology, or VPN network configuration model. The TE Service Mapping Model may be read from the CNC or MDSC to understand how the mapping has been made to see the purpose for which the network resources are used.

As shown in Figure 3, the MDSC may be used recursively. For example, the CNC might map an L3SM request to a VN request that it sends to a recursive MDSC.

The high-level control flows for one example are as follows:

1. A customer asks for an L3VPN between CE1 and CE2 using the Augmented L3SM model.
2. The MDSC considers the service request and local policy to determine if it needs to create a new VN or any TE Topology, and if that is the case, ACTN VN YANG [RFC9731] is used to configure a new VN based on this VPN and map the VPN service to the ACTN VN. In case an existing tunnel is to be used, each device will select which tunnel to use and populate this mapping information.
3. The MDSC interacts with both the IP/MPLS PNC and the Transport PNC to create a PE-PE tunnel in the IP network mapped to a TE tunnel in the transport network by providing inter-layer access points and tunnel requirements. The specific service information is passed to the IP/MPLS PNC for the actual VPN configuration and activation.
 - a. The Transport PNC creates the corresponding TE tunnel matching with the access point and egress point.
 - b. The IP/MPLS PNC maps the VPN ID with the corresponding TE tunnel ID to bind these two IDs.
4. The IP/MPLS PNC creates/updates a VRF instance for this VPN customer. This is not in the scope of this document.

4.1. Service Mapping

Augmented L3SM and L2SM can be used to request VPN service creation including the creation of sites and corresponding site network access connection between CE and PE. A VPN-ID is used to identify each VPN service ordered by the customer. The ACTN VN can be used further to establish PE-to-PE connectivity between VPN sites belonging to the same VPN service. A VN-ID is used to identify each virtual network established between VPN sites.

Once the ACTN VN has been established over the TE network (maybe a new VN, maybe modification of an existing VN, or maybe the use of an unmodified existing VN), the mapping between the VPN service and the ACTN VN service can be created.

4.2. Site Mapping

The elements in Augmented L3SM and L2SM define site location parameters and constraints such as distance and access diversity that can influence the placement of network attachment points (i.e, virtual network access points (VNAP)). To achieve this, a central directory can be set up to establish the mapping between location parameters and constraints and network attachment point location. Suppose multiple attachment points are matched, the management system can use constraints or other local policies to select the best candidate network attachment points.

After a network attachment point is selected, the mapping between VPN site and VNAP can be established as shown in Table 1.

Site	Site Network Access	Location (Address, Postal Code, State, City, Country Code)	Access Diversity (Constraint-Type, Group-id, Target Group-id)	PE
SITE1	ACCESS1	(, ,US,NewYork,)	(10,PE-Diverse,10)	PE1
SITE2	ACCESS2	(, ,CN,Beijing,)	(10,PE-Diverse,10)	PE2
SITE3	ACCESS3	(, ,UK,London,)	(12,same-PE,12)	PE4
SITE4	ACCESS4	(, ,FR,Paris,)	(20,Bearer-Diverse,20)	PE7

Table 2: : Mapping Between VPN Site and VNAP

As per [RFC8299], a VPN has a particular service topology and as a consequence, each site belonging to a VPN is assigned a particular role in this topology. At the time of mapping, the site to the TE endpoints, the role of the site in a particular VPN topology is also mapped.

Attachment Circuits (ACs) are defined in [RFC9835] as the logical constructs that connect CEs to PEs and carry customer traffic into a VPN. The related ac-glue YANG module in [RFC9836] provides a framework for associating ACs with VPN service contexts and for coordinating their configuration and operational state. Together, these documents describe how ACs are represented and bound within VPN services.

5. Applicability of TE-Service Mapping in Generic Context

As discussed in the Introduction Section, the models presented in this document is also applicable generically outside of the ACTN architecture. [RFC8309] defines Customer Service Model between Customer and Service Orchestrator and Service Delivery Model between Service Orchestrator and Network Orchestrator(s). TE-Service mapping models defined in this document can be regarded primarily as Customer Service Model and secondarily as Service Deliver Model.

6. YANG Data Trees

6.1. Service Mapping Types

```

module: ietf-te-service-mapping-types
  +--rw te-mapping-templates
    +--rw te-mapping-template* [id]
      +--rw id                               te-mapping-template-id
      +--rw description?                     string
      +--rw type                             identityref
      +--rw path-constraints
        | +--rw te-bandwidth
        | | +--rw (technology)?
        | | | +--:(generic)
        | | | +--rw generic?   te-bandwidth
        | +--rw link-protection?             identityref
        +--rw setup-priority?                 uint8
        +--rw hold-priority?                  uint8
        +--rw signaling-type?                 identityref
      +--rw path-metric-bounds
        | +--rw path-metric-bound* [metric-type]
        | | +--rw metric-type   identityref
        | | +--rw upper-bound?  uint64
        +--rw path-affinities-values

```

```

| |   +--rw path-affinities-value* [usage]
| |   |   +--rw usage      identityref
| |   |   +--rw value?    admin-groups
| | +--rw path-affinity-names
| | |   +--rw path-affinity-name* [usage]
| | |   |   +--rw usage      identityref
| | |   |   +--rw affinity-name* [name]
| | |   |   |   +--rw name      string
| | +--rw path-srlgs-lists
| | |   +--rw path-srlgs-list* [usage]
| | |   |   +--rw usage      identityref
| | |   |   +--rw values*    srlg
| | +--rw path-srlgs-names
| | |   +--rw path-srlgs-name* [usage]
| | |   |   +--rw usage      identityref
| | |   |   +--rw names*    string
| | +--rw disjointness?          te-path-disjointness
+--rw optimizations
+--rw (algorithm)?
+--:(metric) {path-optimization-metric}?
|   +--rw optimization-metric* [metric-type]
|   |   +--rw metric-type
|   |   |   identityref
|   |   +--rw weight?                               uint8
|   |   +--rw explicit-route-exclude-objects
|   |   |   ...
|   |   +--rw explicit-route-include-objects
|   |   |   ...
|   +--rw tiebreakers
|   |   +--rw tiebreaker* [tiebreaker-type]
|   |   |   ...
+--:(objective-function)
|   {path-optimization-objective-function}?
+--rw objective-function
|   +--rw objective-function-type?  identityref

```

6.2. Service Models

6.2.1. L3SM

```

module: ietf-l3sm-te-service-mapping

augment /l3vpn-svc:l3vpn-svc/l3vpn-svc:vpn-services
  /l3vpn-svc:vpn-service:
    +--rw te-service-mapping!
    |   +--rw type?          identityref
    |   +--rw te-policy
    |   |   +--rw path-affinities-values

```

```

| |   |--rw path-affinities-value* [usage]
| |   |   |--rw usage      identityref
| |   |   |--rw value?    admin-groups
| |--rw path-affinity-names
| |   |--rw path-affinity-name* [usage]
| |   |   |--rw usage      identityref
| |   |   |--rw affinity-name* [name]
| |   |       |--rw name    string
| |--rw protection-type?      identityref
| |--rw availability-type?    identityref
+--rw (te)?
+--:(vn)
|   |--rw vn*
|       -> /vn:virtual-network/vn/id
+--:(te-topo)
|   |--rw te-topology-identifier
|   |   |--rw provider-id?    te-global-id
|   |   |--rw client-id?     te-global-id
|   |   |--rw topology-id?   te-topology-id
|   |--rw abstract-node?
|       -> /nw:networks/network/node/node-id
+--:(te-tunnel)
|   |--rw te-tunnel*          te:tunnel-ref
|   |--rw sr-policy* [headend color-ref endpoint-ref]
|       {sr-policy}?
|       |--rw headend        inet:ip-address-no-zone
|       |--rw color-ref      leafref
|       |--rw endpoint-ref   leafref
+--rw template-ref?
|   -> /tsmt:te-mapping-templates/te-mapping-template/id
|   {template}?
augment /l3vpn-svc:l3vpn-svc/l3vpn-svc:sites/l3vpn-svc:site
|   /l3vpn-svc:site-network-accesses
|   /l3vpn-svc:site-network-access:
+--rw (te)?
+--:(vn)
|   |--rw vn-ap*    -> /vn:access-point/ap/vn-ap/id
+--:(te)
|   |--rw ltp*      te-types:te-tp-id
augment /l3vpn-svc:l3vpn-svc/l3vpn-svc:sites/l3vpn-svc:site
|   /l3vpn-svc:service/l3vpn-svc:qos/l3vpn-svc:qos-profile
|   /l3vpn-svc:qos-profile/l3vpn-svc:custom/l3vpn-svc:classes
|   /l3vpn-svc:class:
+--rw (te)?
+--:(vn)
|   |--rw vn-ap*    -> /vn:access-point/ap/vn-ap/id
+--:(te)
|   |--rw ltp*      te-types:te-tp-id

```

```

augment /l3vpn-svc:l3vpn-svc/l3vpn-svc:sites/l3vpn-svc:site
  /l3vpn-svc:site-network-accesses
  /l3vpn-svc:site-network-access/l3vpn-svc:service
  /l3vpn-svc:qos/l3vpn-svc:qos-profile
  /l3vpn-svc:qos-profile/l3vpn-svc:custom/l3vpn-svc:classes
  /l3vpn-svc:class:
+--rw (te)?
+--:(vn)
|   +--rw vn-ap*    -> /vn:access-point/ap/vn-ap/id
+--:(te)
    +--rw ltp*      te-types:te-tp-id

```

6.2.2.2. L2SM

module: ietf-l2sm-te-service-mapping

```

augment /l2vpn-svc:l2vpn-svc/l2vpn-svc:vpn-services
  /l2vpn-svc:vpn-service:
+--rw te-service-mapping!
+--rw type?                                identityref
+--rw te-policy
|   +--rw path-affinities-values
|   |   +--rw path-affinities-value* [usage]
|   |   |   +--rw usage            identityref
|   |   |   +--rw value?          admin-groups
|   +--rw path-affinity-names
|   |   +--rw path-affinity-name* [usage]
|   |   |   +--rw usage            identityref
|   |   |   +--rw affinity-name* [name]
|   |   |   +--rw name            string
|   +--rw protection-type?              identityref
|   +--rw availability-type?             identityref
+--rw (te)?
+--:(vn)
|   +--rw vn*
|   |       -> /vn:virtual-network/vn/id
+--:(te-topo)
|   +--rw te-topology-identifier
|   |   +--rw provider-id?    te-global-id
|   |   +--rw client-id?     te-global-id
|   |   +--rw topology-id?   te-topology-id
|   +--rw abstract-node?
|   |       -> /nw:networks/network/node/node-id
+--:(te-tunnel)
|   +--rw te-tunnel*          te:tunnel-ref
|   +--rw sr-policy* [headend color-ref endpoint-ref]
|   |   {sr-policy}?
|   +--rw headend             inet:ip-address-no-zone

```

```

|           +--rw color-ref          leafref
|           +--rw endpoint-ref       leafref
+--rw template-ref?
    -> /tsmt:te-mapping-templates/te-mapping-template/id
    {template}?
augment /l2vpn-svc:l2vpn-svc/l2vpn-svc:sites/l2vpn-svc:site
    /l2vpn-svc:site-network-accesses
    /l2vpn-svc:site-network-access:
+--rw (te)?
+--:(vn)
|   +--rw vn-ap*    -> /vn:access-point/ap/vn-ap/id
+--:(te)
    +--rw ltp*      te-types:te-tp-id
augment /l2vpn-svc:l2vpn-svc/l2vpn-svc:sites/l2vpn-svc:site
    /l2vpn-svc:service/l2vpn-svc:qos/l2vpn-svc:qos-profile
    /l2vpn-svc:qos-profile/l2vpn-svc:custom/l2vpn-svc:classes
    /l2vpn-svc:class:
+--rw (te)?
+--:(vn)
|   +--rw vn-ap*    -> /vn:access-point/ap/vn-ap/id
+--:(te)
    +--rw ltp*      te-types:te-tp-id
augment /l2vpn-svc:l2vpn-svc/l2vpn-svc:sites/l2vpn-svc:site
    /l2vpn-svc:site-network-accesses
    /l2vpn-svc:site-network-access/l2vpn-svc:service
    /l2vpn-svc:qos/l2vpn-svc:qos-profile
    /l2vpn-svc:qos-profile/l2vpn-svc:custom/l2vpn-svc:classes
    /l2vpn-svc:class:
+--rw (te)?
+--:(vn)
|   +--rw vn-ap*    -> /vn:access-point/ap/vn-ap/id
+--:(te)
    +--rw ltp*      te-types:te-tp-id

```

6.2.3. L1CSM

```
module: ietf-llcsm-te-service-mapping
```

```
augment /llcsm:ll-connectivity/llcsm:services/llcsm:service:
  +--rw te-service-mapping!
    +--rw type? identityref
    +--rw te-policy
      +--rw path-affinities-values
        +--rw path-affinities-value* [usage]
          +--rw usage identityref
          +--rw value? admin-groups
      +--rw path-affinity-names
        +--rw path-affinity-name* [usage]
          +--rw usage identityref
          +--rw affinity-name* [name]
            +--rw name string
      +--rw protection-type? identityref
      +--rw availability-type? identityref
    +--rw (te)?
      +--:(vn)
        +--rw vn*
          -> /vn:virtual-network/vn/id
      +--:(te-topo)
        +--rw te-topology-identifier
          +--rw provider-id? te-global-id
          +--rw client-id? te-global-id
          +--rw topology-id? te-topology-id
        +--rw abstract-node?
          -> /nw:networks/network/node/node-id
      +--:(te-tunnel)
        +--rw te-tunnel* te:tunnel-ref
        +--rw sr-policy* [headend color-ref endpoint-ref]
          {sr-policy}?
            +--rw headend inet:ip-address-no-zone
            +--rw color-ref leafref
            +--rw endpoint-ref leafref
    +--rw template-ref?
      -> /tsmt:te-mapping-templates/te-mapping-template/id
      {template}?
augment /llcsm:ll-connectivity/llcsm:access/llcsm:unis/llcsm:uni:
  +--rw (te)?
    +--:(vn)
      +--rw vn-ap* -> /vn:access-point/ap/vn-ap/id
    +--:(te)
      +--rw ltp* te-types:te-tp-id
```

6.3. Network Models

6.3.1. L3NM

```

module: ietf-l3nm-te-service-mapping

augment /l3vpn-ntw:l3vpn-ntw/l3vpn-ntw:vpn-services
  /l3vpn-ntw:vpn-service:
    +--rw te-service-mapping!
      +--rw type?                                identityref
      +--rw te-policy
        |   +--rw path-affinities-values
        |   |   +--rw path-affinities-value* [usage]
        |   |   |   +--rw usage            identityref
        |   |   |   +--rw value?          admin-groups
        |   +--rw path-affinity-names
        |   |   +--rw path-affinity-name* [usage]
        |   |   |   +--rw usage            identityref
        |   |   |   +--rw affinity-name* [name]
        |   |   |   +--rw name            string
        |   +--rw protection-type?            identityref
        |   +--rw availability-type?           identityref
      +--rw (te)?
        |   +--:(vn)
        |   |   +--rw vn*
        |   |   |   -> /vn:virtual-network/vn/id
        |   +--:(te-topo)
        |   |   +--rw te-topology-identifier
        |   |   |   +--rw provider-id?      te-global-id
        |   |   |   +--rw client-id?       te-global-id
        |   |   |   +--rw topology-id?     te-topology-id
        |   |   +--rw abstract-node?
        |   |   |   -> /nw:networks/network/node/node-id
        |   +--:(te-tunnel)
        |   |   +--rw te-tunnel*            te:tunnel-ref
        |   |   +--rw sr-policy* [headend color-ref endpoint-ref]
        |   |   |   {sr-policy}?
        |   |   |   +--rw headend           inet:ip-address-no-zone
        |   |   |   +--rw color-ref         leafref
        |   |   |   +--rw endpoint-ref      leafref
      +--rw template-ref?
        |   -> /tsmt:te-mapping-templates/te-mapping-template/id
        |   {template}?
augment /l3vpn-ntw:l3vpn-ntw/l3vpn-ntw:vpn-services
  /l3vpn-ntw:vpn-service/l3vpn-ntw:vpn-nodes
    /l3vpn-ntw:vpn-node/l3vpn-ntw:vpn-network-accesses
      /l3vpn-ntw:vpn-network-access:
        +--rw (te)?

```

```

+--:(vn)
|   +--rw vn-ap*   -> /vn:access-point/ap/vn-ap/id
+--:(te)
    +--rw ltp*      te-types:te-tp-id

```

6.3.2. L2NM

```
module: ietf-l2nm-te-service-mapping
```

```

augment /l2vpn-ntw:l2vpn-ntw/l2vpn-ntw:vpn-services
  /l2vpn-ntw:vpn-service:
    +--rw te-service-mapping!
      +--rw type?                               identityref
      +--rw te-policy
        +--rw path-affinities-values
          +--rw path-affinities-value* [usage]
            +--rw usage      identityref
            +--rw value?     admin-groups
        +--rw path-affinity-names
          +--rw path-affinity-name* [usage]
            +--rw usage      identityref
            +--rw affinity-name* [name]
              +--rw name     string
        +--rw protection-type?                 identityref
        +--rw availability-type?                identityref
      +--rw (te)?
        +--:(vn)
        |   +--rw vn*
        |   |   -> /vn:virtual-network/vn/id
        +--:(te-topo)
        |   +--rw te-topology-identifier
        |   |   +--rw provider-id?   te-global-id
        |   |   +--rw client-id?     te-global-id
        |   |   +--rw topology-id?   te-topology-id
        |   +--rw abstract-node?
        |   |   -> /nw:networks/network/node/node-id
        +--:(te-tunnel)
        |   +--rw te-tunnel*          te:tunnel-ref
        |   +--rw sr-policy* [headend color-ref endpoint-ref]
        |   |   {sr-policy}?
        |   |   +--rw headend         inet:ip-address-no-zone
        |   |   +--rw color-ref       leafref
        |   |   +--rw endpoint-ref    leafref
        +--rw template-ref?
          -> /tsmt:te-mapping-templates/te-mapping-template/id
          {template}?
augment /l2vpn-ntw:l2vpn-ntw/l2vpn-ntw:vpn-services
  /l2vpn-ntw:vpn-service/l2vpn-ntw:vpn-nodes

```

```
        /l2vpn-ntw:vpn-node/l2vpn-ntw:vpn-network-accesses
        /l2vpn-ntw:vpn-network-access:
+--rw (te)?
  +--:(vn)
  |   +--rw vn-ap*   -> /vn:access-point/ap/vn-ap/id
  +--:(te)
    +--rw ltp*       te-types:te-tp-id
```

7. YANG Data Models

The YANG modules are as follows:

7.1. ietf-te-service-mapping-types

```
<CODE BEGINS> file "ietf-te-service-mapping-types@2025-10-13.yang"
module ietf-te-service-mapping-types {
  yang-version 1.1;
  namespace
    "urn:ietf:params:xml:ns:yang:ietf-te-service-mapping-types";
  prefix tsmt;

  /* Import inet-types */

  import ietf-inet-types {
    prefix inet;
    reference
      "RFC 6991: Common YANG Data Types";
  }

  /* Import te-types */

  import ietf-te-types {
    prefix te-types;
    reference
      "RFC 8776: Common YANG Data Types for Traffic Engineering";
  }

  /* Import network module */

  import ietf-network {
    prefix nw;
    reference
      "RFC 8345: A YANG Data Model for Network Topologies";
  }

  /* Import TE model */

  import ietf-te {
```

```
    prefix te;
    reference
      "I-D.ietf-teas-yang-te: A YANG Data Model for Traffic
      Engineering Tunnels and Interfaces";
  }

/* Import VN model */

import ietf-vn {
  prefix vn;
  reference
    "RFC 9731: A YANG Data Model for Virtual Network (VN)
    Operations";
}

/* Import Routing */

import ietf-routing {
  prefix rt;
  reference
    "RFC 8349: A YANG Data Model for Routing Management";
}

/* Import SR Policy */

import ietf-sr-policy {
  prefix sr-policy;
  reference
    "I-D.ietf-spring-sr-policy-yang: YANG Data Model for Segment
    Routing Policy";
}

/* Import Network Slice Service */

import ietf-network-slice-service {
  prefix ietf-nss;
  reference
    "I-D.ietf-teas-ietf-network-slice-nbi-yang: A YANG Data Model
    for the RFC 9543 Network Slice Service";
}

organization
  "IETF Traffic Engineering Architecture and Signaling (TEAS)
  Working Group";
contact
  "WG Web:    <https://datatracker.ietf.org/wg/teas/>
  WG List:    <mailto:teas@ietf.org>
```

Editor: Young Lee
<mailto:younglee.tx@gmail.com>
Editor: Dhruv Dhody
<mailto:dhruv.ietf@gmail.com>
Editor: Qin Wu
<mailto:bill.wu@huawei.com>;

description

"This module contains a YANG module for TE & Service Mapping parameters and policies as a common grouping applicable to various service models (e.g., L1CSM, L2SM, L3SM, etc.)

Copyright (c) 2025 IETF Trust and the persons identified as authors of the code. All rights reserved.

Redistribution and use in source and binary forms, with or without modification, is permitted pursuant to, and subject to the license terms contained in, the Revised BSD License set forth in Section 4.c of the IETF Trust's Legal Provisions Relating to IETF Documents (<https://trustee.ietf.org/license-info>).

This version of this YANG module is part of RFC XXXX; see the RFC itself for full legal notices.";

```
revision 2025-10-13 {
  description
    "Initial revision.";
  reference
    "RFC XXXX: Traffic Engineering (TE) and Service Mapping YANG
    Data Model";
}

/*
 * Features
 */

feature template {
  description
    "Support TE mapping templates.";
}

feature sr-policy {
  description
    "Support SR Policy.";
}

/*
 * Identity for map-type
```

```
*/

identity map-type {
  description
    "Base identity from which specific map types are derived.";
}

identity new {
  base map-type;
  description
    "The new VN/tunnels are bound to the service.";
}

identity traffic-isolation {
  base new;
  description
    "Traffic isolation: a customer expects that the service
    traffic cannot be received by other customers in the
    same network.";
}

identity interference-isolation {
  base new;
  description
    "Interference isolation: a customer expects that the
    service traffic is not impacted by the existence of
    other customers or services in the same network.";
}

identity traffic-interference-isolation {
  base new;
  description
    "Both Traffic and Interference isolation are enabled.";
}

identity select {
  base map-type;
  description
    "The VPN service selects an existing tunnel with no
    modification.";
}

identity modify {
  base map-type;
  description
    "The VPN service selects an existing tunnel and allows to modify
    the properties of the tunnel (e.g., b/w).";
}
```

```
identity none {
  base map-type;
  description
    "The VPN service is not mapped to any underlying TE.";
}

/*
 * Typedef
 */

typedef te-mapping-template-id {
  type string;
  description
    "Identifier for a TE mapping template.";
}

/*
 * Groupings
 */

grouping te-ref {
  description
    "The reference to TE.";
  choice te {
    description
      "The service (e.g. VPN) can be mapped to a VN, TE-Topology,
      Tunnel, SR Policy etc.";
    case vn {
      leaf-list vn {
        type leafref {
          path "/vn:virtual-network/vn:vn/vn:id";
        }
        description
          "The reference to VN";
        reference
          "RFC 8453: Framework for Abstraction and Control of TE
          Networks (ACTN)";
      }
    }
    case te-topo {
      /*An identifier to the TE Topology Model where the abstract
      nodes and links of the Topology can be found for Type 2
      VNs as defined in RFC 8453*/
      uses te-types:te-topology-identifier;
      leaf abstract-node {
        type leafref {
          path "/nw:networks/nw:network/nw:node/nw:node-id";
        }
      }
    }
  }
}
```

```
    description
      "A reference to the abstract node in TE Topology";
    reference
      "RFC 8795: YANG Data Model for Traffic Engineering (TE)
        Topologies";
  }
}
case te-tunnel {
  leaf-list te-tunnel {
    type te:tunnel-ref;
    description
      "Reference to TE Tunnels";
    reference
      "I-D.ietf-teas-yang-te: A YANG Data Model for Traffic
        Engineering Tunnels and Interfaces";
  }
  list sr-policy {
    if-feature "sr-policy";
    /*Ideally Headend should be part of SR-Policy (but is
      missing) - This is retained to keep track of this*/
    key "headend color-ref endpoint-ref";
    description
      "SR Policy";
    leaf headend {
      type inet:ip-address-no-zone;
      description
        "The headend node for the SR Policy";
    }
    leaf color-ref {
      type leafref {
        path
          "/rt:routing/sr-policy:segment-routing"
          + "/sr-policy:traffic-engineering/sr-policy:policies"
          + "/sr-policy:policy/sr-policy:color";
      }
      description
        "Reference to sr-policy color";
    }
    leaf endpoint-ref {
      type leafref {
        path
          "/rt:routing/sr-policy:segment-routing"
          + "/sr-policy:traffic-engineering/sr-policy:policies"
          + "/sr-policy:policy/sr-policy:endpoint";
      }
      description
        "Reference to sr-policy endpoint";
    }
  }
}
```

```
    }
  }
}
leaf template-ref {
  if-feature "template";
  type leafref {
    path "/tsmt:te-mapping-templates/"
      + "tsmt:te-mapping-template/tsmt:id";
  }
  description
    "An identifier to the TE Mapping Template where the TE
    constraints and optimization criteria are specified.";
}
}

grouping te-endpoint-ref {
  description
    "The reference to TE endpoints.";
  choice te {
    description
      "TE endpoint is referenced by VN Access Point (VNAP) or TE
      Link Termination Point (LTP)";
    case vn {
      leaf-list vn-ap {
        type leafref {
          path "/vn:access-point/vn:ap/vn:vn-ap/vn:id";
        }
        description
          "The reference to VNAP";
        reference
          "RFC 8453: Framework for Abstraction and Control of TE
          Networks (ACTN)";
      }
    }
    case te {
      leaf-list ltp {
        type te-types:te-tp-id;
        description
          "Reference LTP in the TE-topology";
        reference
          "RFC 8795: YANG Data Model for Traffic Engineering (TE)
          Topologies";
      }
    }
  }
}
}

grouping te-policy {
```

```
description
  "Various underlying TE policy requirements";
uses te-types:generic-path-affinities;
leaf protection-type {
  type identityref {
    base te-types:lsp-protection-type;
  }
  default "te-types:lsp-protection-unprotected";
  description
    "Desired protection level for the underlying
    TE resources";
}
leaf availability-type {
  type identityref {
    base ietf-nss:availability-type;
  }
  description
    "Availability Requirement for the Service";
}
}

grouping te-mapping {
  description
    "Mapping between Services and TE";
  leaf type {
    type identityref {
      base map-type;
    }
    default "none";
    description
      "Isolation Requirements, Tunnel Bind or
      Tunnel Selection";
  }
  container te-policy {
    uses te-policy;
    description
      "Desired Underlying TE Policy";
  }
  uses te-ref;
}

/*
 * containers
 */

container te-mapping-templates {
  description
    "The templates include the TE constraints and
```

```
        optimization criteria";
list te-mapping-template {
  key "id";
  leaf id {
    type te-mapping-template-id;
    description
      "Identification of the Template to be used.";
  }
  leaf description {
    type string;
    description
      "Description of the template.";
  }
  leaf type {
    type identityref {
      base map-type;
    }
    must "0 = derived-from-or-self(., 'none')" {
      error-message "The map-type must be other than "
        + "none";
    }
    mandatory true;
    description
      "Map type for the VN/Tunnel creation/
        selection.";
  }
  uses te-types:generic-path-constraints;
  uses te-types:generic-path-optimization;
  description
    "Template - only id and type are mandatory,
    if no other parameters are present, it
    indicates that no constraints and optimization
    criteria has been specified";
}
}
}
<CODE ENDS>
```

7.2. Service Models

7.2.1. ietf-l3sm-te-service-mapping

```
<CODE BEGINS> file "ietf-l3sm-te-service-mapping@2025-10-13.yang"
module ietf-l3sm-te-service-mapping {
  yang-version 1.1;
  namespace
    "urn:ietf:params:xml:ns:yang:ietf-l3sm-te-service-mapping";
  prefix l3-tsm;
```

```
import ietf-te-service-mapping-types {
  prefix tsmt;
  reference
    "RFC XXXX: Traffic Engineering and Service Mapping Yang Model";
}
import ietf-l3vpn-svc {
  prefix l3vpn-svc;
  reference
    "RFC 8299: YANG Data Model for L3VPN Service Delivery";
}

organization
  "IETF Traffic Engineering Architecture and Signaling (TEAS)
  Working Group";
contact
  "WG Web:    <https://datatracker.ietf.org/wg/teas/about/>
  WG List:    <mailto:teas@ietf.org>

  Editor:     Young Lee
              <mailto:younglee.tx@gmail.com>
  Editor:     Dhruv Dhody
              <mailto:dhruv.ietf@gmail.com>
  Editor:     Qin Wu
              <mailto:bill.wu@huawei.com>";

description
  "This module contains a YANG module for the mapping of Layer 3
  Service Model (L3SM) to the TE and VN.

  Copyright (c) 2025 IETF Trust and the persons identified as
  authors of the code. All rights reserved.

  Redistribution and use in source and binary forms, with or
  without modification, is permitted pursuant to, and subject to
  the license terms contained in, the Revised BSD License set
  forth in Section 4.c of the IETF Trust's Legal Provisions
  Relating to IETF Documents
  (https://trustee.ietf.org/license-info).

  This version of this YANG module is part of RFC XXXX; see the
  RFC itself for full legal notices.";

revision 2025-10-13 {
  description
    "Initial revision.";
  reference
    "RFC XXXX: Traffic Engineering and Service Mapping Yang Model";
}
```

```
/*
 * Augmentation to L3SM
 */

augment "/l3vpn-svc:l3vpn-svc/l3vpn-svc:vpn-services"
  + "/l3vpn-svc:vpn-service" {
    description
      "L3SM augmented to include TE parameters and mapping";
    container te-service-mapping {
      presence "Indicates L3 service to TE mapping";
      description
        "Container to augment l3sm to TE parameters and mapping";
      uses tsmt:te-mapping;
    }
  }

//augment

augment "/l3vpn-svc:l3vpn-svc/l3vpn-svc:sites/l3vpn-svc:site"
  + "/l3vpn-svc:site-network-accesses"
  + "/l3vpn-svc:site-network-access" {
    description
      "This augment is only valid for TE mapping of L3SM network-access
      to TE endpoints";
    uses tsmt:te-endpoint-ref;
  }

//augment

augment "/l3vpn-svc:l3vpn-svc/l3vpn-svc:sites/l3vpn-svc:site"
  + "/l3vpn-svc:service/l3vpn-svc:qos/l3vpn-svc:qos-profile"
  + "/l3vpn-svc:qos-profile/l3vpn-svc:custom"
  + "/l3vpn-svc:classes/l3vpn-svc:class" {
    description
      "This augment is for per-class in site for custom QoS profile";
    uses tsmt:te-endpoint-ref;
  }

augment "/l3vpn-svc:l3vpn-svc/l3vpn-svc:sites/l3vpn-svc:site"
  + "/l3vpn-svc:site-network-accesses"
  + "/l3vpn-svc:site-network-access"
  + "/l3vpn-svc:service/l3vpn-svc:qos/l3vpn-svc:qos-profile"
  + "/l3vpn-svc:qos-profile/l3vpn-svc:custom"
  + "/l3vpn-svc:classes/l3vpn-svc:class" {
    description
      "This augment is for per-class in site-network-access for custom
      QoS profile";
    uses tsmt:te-endpoint-ref;
```

```
}  
}  
<CODE ENDS>
```

7.2.2. ietf-l2sm-te-service-mapping

```
<CODE BEGINS> file "ietf-l2sm-te-service-mapping@2025-10-13.yang"  
module ietf-l2sm-te-service-mapping {  
  yang-version 1.1;  
  namespace  
    "urn:ietf:params:xml:ns:yang:ietf-l2sm-te-service-mapping";  
  prefix l2-tsm;  
  
  import ietf-te-service-mapping-types {  
    prefix tsmt;  
    reference  
      "RFC XXXX: Traffic Engineering and Service Mapping Yang Data  
      Model";  
  }  
  import ietf-l2vpn-svc {  
    prefix l2vpn-svc;  
    reference  
      "RFC 8466: A YANG Data Model for Layer 2 Virtual Private Network  
      (L2VPN) Service Delivery";  
  }  
  
  organization  
    "IETF Traffic Engineering Architecture and Signaling (TEAS)  
    Working Group";  
  contact  
    "WG Web:  <https://datatracker.ietf.org/wg/teas/>  
    WG List:  <mailto:teas@ietf.org>  
  
    Editor:   Young Lee  
              <mailto:younglee.tx@gmail.com>  
    Editor:   Dhruv Dhody  
              <mailto:dhruv.ietf@gmail.com>  
    Editor:   Qin Wu  
              <mailto:bill.wu@huawei.com>";  
  description  
    "This module contains a YANG module for the mapping of Layer 2  
    Virtual Private Network (L2VPN) Service Delivery to the TE and  
    Virtual Network (VN).  
  
    Copyright (c) 2025 IETF Trust and the persons identified as  
    authors of the code.  All rights reserved.  
  
    Redistribution and use in source and binary forms, with or
```

without modification, is permitted pursuant to, and subject to the license terms contained in, the Revised BSD License set forth in Section 4.c of the IETF Trust's Legal Provisions Relating to IETF Documents (<https://trustee.ietf.org/license-info>).

This version of this YANG module is part of RFC XXXX; see the RFC itself for full legal notices.";

```
revision 2025-10-13 {
  description
    "Initial revision.";
  reference
    "RFC XXXX: Traffic Engineering and Service Mapping Yang Data
    Model";
}

/*
 * Augmentation to L2SM
 */

augment "/l2vpn-svc:l2vpn-svc/l2vpn-svc:vpn-services/"
  + "l2vpn-svc:vpn-service" {
  description
    "L2SM augmented to include TE parameters and mapping";
  container te-service-mapping {
    presence "indicates L2 service is relying on underlying TE";
    description
      "Container to augment L2SM to TE parameters and mapping
      If no other parameters exist, it indicates that the
      underlying TE resources have not been mapped yet.";
    uses tsmt:te-mapping;
  }
}

augment "/l2vpn-svc:l2vpn-svc/l2vpn-svc:sites/l2vpn-svc:site"
  + "/l2vpn-svc:site-network-accesses"
  + "/l2vpn-svc:site-network-access" {
  description
    "This augments the L2SM network-access with a reference
    to TE endpoints when underlying TE is used";
  uses tsmt:te-endpoint-ref;
}

augment "/l2vpn-svc:l2vpn-svc/l2vpn-svc:sites/l2vpn-svc:site"
  + "/l2vpn-svc:service/l2vpn-svc:qos/l2vpn-svc:qos-profile"
  + "/l2vpn-svc:qos-profile/l2vpn-svc:custom"
  + "/l2vpn-svc:classes/l2vpn-svc:class" {
```

```
when './l2vpn-svc:bandwidth/l2vpn-svc:end-to-end' {
  description
    "applicable only with end-to-end";
}
description
  "This augment is for per-class in site for custom QoS profile";
uses tsmt:te-endpoint-ref;
}

augment "/l2vpn-svc:l2vpn-svc/l2vpn-svc:sites/l2vpn-svc:site"
+ "/l2vpn-svc:site-network-accesses"
+ "/l2vpn-svc:site-network-access"
+ "/l2vpn-svc:service/l2vpn-svc:qos/l2vpn-svc:qos-profile"
+ "/l2vpn-svc:qos-profile/l2vpn-svc:custom"
+ "/l2vpn-svc:classes/l2vpn-svc:class" {
  description
    "This augment is for per-class in site-network-access for custom
    QoS profile";
  uses tsmt:te-endpoint-ref;
}
}
<CODE ENDS>
```

7.2.3. ietf-llcsm-te-service-mapping

```
<CODE BEGINS> file "ietf-llcsm-te-service-mapping@2025-10-13.yang"
module ietf-llcsm-te-service-mapping {
  yang-version 1.1;
  namespace
    "urn:ietf:params:xml:ns:yang:ietf-llcsm-te-service-mapping";
  prefix ll-tsm;

  import ietf-te-service-mapping-types {
    prefix tsmt;
    reference
      "RFC XXXX: Traffic Engineering and Service Mapping Yang Data
      Model";
  }
  import ietf-llcsm {
    prefix llcsm;
    reference
      "I-D.ietf-ccamp-llcsm-yang: A YANG Data Model for L1 Connectivity
      Service Model (L1CSM)";
  }

  organization
    "IETF Traffic Engineering Architecture and Signaling (TEAS)
    Working Group";
```

contact

"WG Web: <<https://datatracker.ietf.org/wg/teas/>>
WG List: <<mailto:teas@ietf.org>>
Editor: Young Lee
<<mailto:younglee.tx@gmail.com>>
Editor: Dhruv Dhody
<<mailto:dhruv.ietf@gmail.com>>
Editor: Qin Wu
<<mailto:bill.wu@huawei.com>>";

description

"This module contains a YANG module for the mapping of
Layer 1 Connectivity Service Module (L1CSM) to the TE and
Virtual Network (VN).

Copyright (c) 2025 IETF Trust and the persons identified as
authors of the code. All rights reserved.

Redistribution and use in source and binary forms, with or
without modification, is permitted pursuant to, and subject to
the license terms contained in, the Revised BSD License set
forth in Section 4.c of the IETF Trust's Legal Provisions
Relating to IETF Documents
(<https://trustee.ietf.org/license-info>).

This version of this YANG module is part of RFC XXXX; see the
RFC itself for full legal notices.";

revision 2025-10-13 {

description

"Initial revision.";

reference

"RFC XXXX: Traffic Engineering and Service Mapping Yang Data
Model";

}

/*

* Augmentation to L1CSM

*/

augment "/llcsm:ll-connectivity/llcsm:services/llcsm:service" {

description

"L1CSM augmented to include TE parameters and mapping";

container te-service-mapping {

presence "Indicates L1 service is relying on underlying TE";

description

"Container to augment L1CSM to TE parameters and mapping.
If no other parameters exist, it indicates that the
underlying TE resources have not been mapped yet.";

```
        uses tsmt:te-mapping;
    }
}

augment "/llcsm:l1-connectivity/llcsm:access/llcsm:unis/"
+ "llcsm:uni" {
    description
        "This augments the L1CSM UNI with a reference
        to TE endpoints";
    uses tsmt:te-endpoint-ref;
}
}
<CODE ENDS>
```

7.3. Network Models

7.3.1. ietf-l3nm-te-service-mapping

```
<CODE BEGINS> file "ietf-l3nm-te-service-mapping@2025-10-13.yang"
module ietf-l3nm-te-service-mapping {
    yang-version 1.1;
    namespace
        "urn:ietf:params:xml:ns:yang:ietf-l3nm-te-service-mapping";
    prefix l3nm-tsm;

    import ietf-te-service-mapping-types {
        prefix tsmt;
        reference
            "RFC XXXX: Traffic Engineering and Service Mapping Yang Data
            Model";
    }
    import ietf-l3vpn-ntw {
        prefix l3vpn-ntw;
        reference
            "RFC 9182: A YANG Network Data Model for Layer 3 VPNs";
    }

    organization
        "IETF Traffic Engineering Architecture and Signaling (TEAS)
        Working Group";
    contact
        "WG Web:    <https://datatracker.ietf.org/wg/teas/>
        WG List:    <mailto:teas@ietf.org>

        Editor:    Young Lee
                   <mailto:younglee.tx@gmail.com>
        Editor:    Dhruv Dhody
                   <mailto:dhruv.ietf@gmail.com>
```

```
Editor:   Qin Wu
         <mailto:bill.wu@huawei.com>;
description
  "This module contains a YANG module for the mapping of Layer 3
  VPNs network model to the TE and Virtual Network (VN).

  Copyright (c) 2025 IETF Trust and the persons identified as
  authors of the code. All rights reserved.

  Redistribution and use in source and binary forms, with or
  without modification, is permitted pursuant to, and subject to
  the license terms contained in, the Revised BSD License set
  forth in Section 4.c of the IETF Trust's Legal Provisions
  Relating to IETF Documents
  (https://trustee.ietf.org/license-info).

  This version of this YANG module is part of RFC XXXX; see the
  RFC itself for full legal notices."

revision 2025-10-13 {
  description
    "Initial revision.";
  reference
    "RFC XXXX: Traffic Engineering and Service Mapping Yang Data
    Model";
}

/*
 * Augmentation to L3NM
 */

augment "/l3vpn-ntw:l3vpn-ntw/l3vpn-ntw:vpn-services"
  + "/l3vpn-ntw:vpn-service" {
  description
    "L3SM augmented to include TE parameters and mapping";
  container te-service-mapping {
    presence "Indicates L3 network is relying on underlying TE";
    description
      "Container to augment l3nm to TE parameters and mapping.
      If no other parameters exist, it indicates that the
      underlying TE resources have not been mapped yet.";
    uses tsmt:te-mapping;
  }
}

augment "/l3vpn-ntw:l3vpn-ntw/l3vpn-ntw:vpn-services"
  + "/l3vpn-ntw:vpn-service"
  + "/l3vpn-ntw:vpn-nodes/l3vpn-ntw:vpn-node"
```

```

    + "/l3vpn-ntw:vpn-network-accesses"
    + "/l3vpn-ntw:vpn-network-access" {
description
    "This augments the L3NM network-access with a reference
    to TE endpoints when underlying TE is used";
    uses tsmt:te-endpoint-ref;
    }
}
<CODE ENDS>

```

7.3.2. ietf-l2nm-te-service-mapping

```

<CODE BEGINS> file "ietf-l2nm-te-service-mapping@2025-10-13.yang"
module ietf-l2nm-te-service-mapping {
  yang-version 1.1;
  namespace
    "urn:ietf:params:xml:ns:yang:ietf-l2nm-te-service-mapping";
  prefix l2nm-tsm;

  import ietf-te-service-mapping-types {
    prefix tsmt;
    reference
      "RFC XXXX: Traffic Engineering and Service Mapping Yang Data
      Model";
  }
  import ietf-l2vpn-ntw {
    prefix l2vpn-ntw;
    reference
      "RFC 9291: A Layer 2 VPN Network YANG Model";
  }

  organization
    "IETF Traffic Engineering Architecture and Signaling (TEAS)
    Working Group";
  contact
    "WG Web:    <https://datatracker.ietf.org/wg/teas/>
    WG List:    <mailto:teas@ietf.org>

    Editor:     Young Lee
                <mailto:younglee.tx@gmail.com>
    Editor:     Dhruv Dhody
                <mailto:dhruv.ietf@gmail.com>
    Editor:     Qin Wu
                <mailto:bill.wu@huawei.com>";

  description
    "This module contains a YANG module for the mapping of Layer 2
    Network Model (L2NM) to the TE and Virtual Network (VN).

```

Copyright (c) 2025 IETF Trust and the persons identified as authors of the code. All rights reserved.

Redistribution and use in source and binary forms, with or without modification, is permitted pursuant to, and subject to the license terms contained in, the Revised BSD License set forth in Section 4.c of the IETF Trust's Legal Provisions Relating to IETF Documents (<https://trustee.ietf.org/license-info>).

This version of this YANG module is part of RFC XXXX; see the RFC itself for full legal notices.";

```
revision 2025-10-13 {
  description
    "Initial revision.";
  reference
    "RFC XXXX: Traffic Engineering and Service Mapping Yang Data
    Model";
}

/*
 * Augmentation to L2NM
 */

augment "/l2vpn-ntw:l2vpn-ntw/l2vpn-ntw:vpn-services"
  + "/l2vpn-ntw:vpn-service" {
  description
    "L2SM augmented to include TE parameters and mapping";
  container te-service-mapping {
    presence "Indicates L2 network is relying on underlying TE";
    description
      "Container to augment l2nm to TE parameters and mapping.
      If no other parameters exist, it indicates that the
      underlying TE resources have not been mapped yet.";
    uses tsmt:te-mapping;
  }
}

//augment

augment "/l2vpn-ntw:l2vpn-ntw/l2vpn-ntw:vpn-services"
  + "/l2vpn-ntw:vpn-service"
  + "/l2vpn-ntw:vpn-nodes/l2vpn-ntw:vpn-node"
  + "/l2vpn-ntw:vpn-network-accesses"
  + "/l2vpn-ntw:vpn-network-access" {
  description
    "This augments the L2NM network-access with a reference
```

```
        to TE endpoints when underlying TE is used";
    uses tsmt:te-endpoint-ref;
}

//augment
}
<CODE ENDS>
```

8. Security Considerations

The YANG modules defined in this document are designed to be accessed via network management protocols such as NETCONF [RFC6241] or RESTCONF [RFC8040]. The lowest NETCONF layer is the secure transport layer and the mandatory-to-implement secure transport is SSH [RFC6242]. The lowest RESTCONF layer is HTTPS and the mandatory-to-implement secure transport is TLS [RFC8446]

The NETCONF access control model [RFC8341] provides the means to restrict access for particular NETCONF or RESTCONF users to a pre-configured subset of all available NETCONF or RESTCONF protocol operations and content.

There are a number of data nodes defined in the YANG modules that are writable/creatable/deletable (i.e., config true, which is the default). These data nodes may be considered sensitive or vulnerable in some network environments. Write operations (e.g., <edit-config>) to these data nodes without proper protection can have a negative effect on network operations. These are the subtrees and data nodes and their sensitivity/vulnerability:

- * /l3vpn-svc/vpn-services/vpn-service/te-service-mapping/te-mapping/
- can configure TE Service mapping.
- * /l3vpn-svc/sites/site/site-network-accesses/site-network-access/
te/ - can configure TE Endpoint mapping.
- * /l2vpn-svc/vpn-services/vpn-service/te-service-mapping/te-mapping/
- can configure TE Service mapping.
- * /l2vpn-svc/sites/site/site-network-accesses/site-network-access/
te/ - can configure TE Endpoint mapping.
- * /l1-connectivity/services/service/te-service-mapping/te-mapping/ -
can configure TE Service mapping.
- * /l1-connectivity/access/unis/uni/te/ - can configure TE Endpoint
mapping.

- * /l3vpn-ntw/vpn-services/vpn-service/te-service-mapping/te-mapping/
- can configure TE Network mapping.
- * /l3vpn-ntw/vpn-services/vpn-service/vpn-nodes/vpn-node/vpn-network-accesses/vpn-network-access/te/ - can configure TE Endpoint mapping.
- * /l2vpn-ntw/vpn-services/vpn-service/te-service-mapping/te-mapping/
- can configure TE Network mapping.
- * /l2vpn-ntw/vpn-services/vpn-service/vpn-nodes/vpn-node/vpn-network-accesses/vpn-network-access/te/ - can configure TE Endpoint mapping.

Unauthorized access to the above list can adversely affect the VPN service.

Some of the readable data nodes in the YANG module may be considered sensitive or vulnerable in some network environments. It is thus important to control read access (e.g., via get, get-config, or notification) to these data nodes. The TE-related parameters attached to the VPN service can leak sensitive information about the network. This is applicable to all elements in the YANG data models defined in this document.

This document has no RPC defined.

9. IANA Considerations

This document requests the IANA to register six URIs in the "IETF XML Registry" [RFC3688]. Following the format in RFC 3688, the following registrations are requested -

URI: urn:ietf:params:xml:ns:yang:ietf-te-service-mapping-types
Registrant Contact: The IESG.
XML: N/A, the requested URI is an XML namespace.

URI: urn:ietf:params:xml:ns:yang:ietf-l3sm-te-service-mapping
Registrant Contact: The IESG.
XML: N/A, the requested URI is an XML namespace.

URI: urn:ietf:params:xml:ns:yang:ietf-l2sm-te-service-mapping
Registrant Contact: The IESG.
XML: N/A, the requested URI is an XML namespace.

URI: urn:ietf:params:xml:ns:yang:ietf-l1csm-te-service-mapping
Registrant Contact: The IESG.
XML: N/A, the requested URI is an XML namespace.

URI: urn:ietf:params:xml:ns:yang:ietf-l3nm-te-service-mapping
Registrant Contact: The IESG.
XML: N/A, the requested URI is an XML namespace.

URI: urn:ietf:params:xml:ns:yang:ietf-l2nm-te-service-mapping
Registrant Contact: The IESG.
XML: N/A, the requested URI is an XML namespace.

This document request the IANA to register six YANG modules in the
"YANG Module Names" registry [RFC6020], as follows -

Name: ietf-te-service-mapping-types
Namespace: urn:ietf:params:xml:ns:yang:ietf-te-service-mapping-types
Prefix: tsmt
Reference: [This.I-D]

Name: ietf-l3sm-te-service-mapping
Namespace: urn:ietf:params:xml:ns:yang:ietf-l3sm-te-service-mapping
Prefix: l3-tsm
Reference: [This.I-D]

Name: ietf-l2sm-te-service-mapping
Namespace: urn:ietf:params:xml:ns:yang:ietf-l2sm-te-service-mapping
Prefix: l2-tsm
Reference: [This.I-D]

Name: ietf-l1csm-te-service-mapping
Namespace: urn:ietf:params:xml:ns:yang:ietf-l1csm-te-service-mapping
Prefix: l1-tsm
Reference: [This.I-D]

Name: ietf-l3nm-te-service-mapping
Namespace: urn:ietf:params:xml:ns:yang:ietf-l3nm-te-service-mapping
Prefix: l3nm-tsm
Reference: [This.I-D]

Name: ietf-l2nm-te-service-mapping
Namespace: urn:ietf:params:xml:ns:yang:ietf-l2nm-te-service-mapping
Prefix: l2nm-tsm
Reference: [This.I-D]

10. Acknowledgements

We thank Diego Caviglia, and Igor Bryskin for useful discussions and motivation for this work.

Thanks to Xufeng Liu for the YANGDOCTOR review.

11. References

11.1. Normative References

[I-D.ietf-ccamp-llcsm-yang]

Lee, Y., Lee, K., Zheng, H., de Dios, O. G., and D. Ceccarelli, "A YANG Data Model for L1 Connectivity Service Model (L1CSM)", Work in Progress, Internet-Draft, draft-ietf-ccamp-llcsm-yang-26, 11 April 2024, <<https://datatracker.ietf.org/doc/html/draft-ietf-ccamp-llcsm-yang-26>>.

[I-D.ietf-spring-sr-policy-yang]

Raza, S. K., Saleh, T., Zhuang, S., Voyer, D., Durrani, M., Matsushima, S., and V. P. Beeram, "YANG Data Model for Segment Routing Policy", Work in Progress, Internet-Draft, draft-ietf-spring-sr-policy-yang-05, 25 May 2025, <<https://datatracker.ietf.org/doc/html/draft-ietf-spring-sr-policy-yang-05>>.

[I-D.ietf-teas-ietf-network-slice-nbi-yang]

Wu, B., Dhody, D., Rokui, R., Saad, T., and J. Mullooly, "A YANG Data Model for the RFC 9543 Network Slice Service", Work in Progress, Internet-Draft, draft-ietf-teas-ietf-network-slice-nbi-yang-25, 9 May 2025, <<https://datatracker.ietf.org/doc/html/draft-ietf-teas-ietf-network-slice-nbi-yang-25>>.

[I-D.ietf-teas-yang-te]

Saad, T., Gandhi, R., Liu, X., Beeram, V. P., and I. Bryskin, "A YANG Data Model for Traffic Engineering Tunnels, Label Switched Paths and Interfaces", Work in Progress, Internet-Draft, draft-ietf-teas-yang-te-38, 29 May 2025, <<https://datatracker.ietf.org/doc/html/draft-ietf-teas-yang-te-38>>.

[RFC3688] Mealling, M., "The IETF XML Registry", BCP 81, RFC 3688, DOI 10.17487/RFC3688, January 2004, <<https://www.rfc-editor.org/info/rfc3688>>.

[RFC6020] Bjorklund, M., Ed., "YANG - A Data Modeling Language for the Network Configuration Protocol (NETCONF)", RFC 6020, DOI 10.17487/RFC6020, October 2010, <<https://www.rfc-editor.org/info/rfc6020>>.

[RFC6242] Wasserman, M., "Using the NETCONF Protocol over Secure Shell (SSH)", RFC 6242, DOI 10.17487/RFC6242, June 2011, <<https://www.rfc-editor.org/info/rfc6242>>.

[RFC7926] Farrel, A., Ed., Drake, J., Bitar, N., Swallow, G., Ceccarelli, D., and X. Zhang, "Problem Statement and Architecture for Information Exchange between

Interconnected Traffic-Engineered Networks", BCP 206,
RFC 7926, DOI 10.17487/RFC7926, July 2016,
<<https://www.rfc-editor.org/info/rfc7926>>.

[RFC7950] Bjorklund, M., Ed., "The YANG 1.1 Data Modeling Language",
RFC 7950, DOI 10.17487/RFC7950, August 2016,
<<https://www.rfc-editor.org/info/rfc7950>>.

[RFC8040] Bierman, A., Bjorklund, M., and K. Watsen, "RESTCONF
Protocol", RFC 8040, DOI 10.17487/RFC8040, January 2017,
<<https://www.rfc-editor.org/info/rfc8040>>.

[RFC8299] Wu, Q., Ed., Litkowski, S., Tomotaki, L., and K. Ogaki,
"YANG Data Model for L3VPN Service Delivery", RFC 8299,
DOI 10.17487/RFC8299, January 2018,
<<https://www.rfc-editor.org/info/rfc8299>>.

[RFC8340] Bjorklund, M. and L. Berger, Ed., "YANG Tree Diagrams",
BCP 215, RFC 8340, DOI 10.17487/RFC8340, March 2018,
<<https://www.rfc-editor.org/info/rfc8340>>.

[RFC8341] Bierman, A. and M. Bjorklund, "Network Configuration
Access Control Model", STD 91, RFC 8341,
DOI 10.17487/RFC8341, March 2018,
<<https://www.rfc-editor.org/info/rfc8341>>.

[RFC8342] Bjorklund, M., Schoenwaelder, J., Shafer, P., Watsen, K.,
and R. Wilton, "Network Management Datastore Architecture
(NMDA)", RFC 8342, DOI 10.17487/RFC8342, March 2018,
<<https://www.rfc-editor.org/info/rfc8342>>.

[RFC8345] Clemm, A., Medved, J., Varga, R., Bahadur, N.,
Ananthakrishnan, H., and X. Liu, "A YANG Data Model for
Network Topologies", RFC 8345, DOI 10.17487/RFC8345, March
2018, <<https://www.rfc-editor.org/info/rfc8345>>.

[RFC8349] Lhotka, L., Lindem, A., and Y. Qu, "A YANG Data Model for
Routing Management (NMDA Version)", RFC 8349,
DOI 10.17487/RFC8349, March 2018,
<<https://www.rfc-editor.org/info/rfc8349>>.

[RFC8446] Rescorla, E., "The Transport Layer Security (TLS) Protocol
Version 1.3", RFC 8446, DOI 10.17487/RFC8446, August 2018,
<<https://www.rfc-editor.org/info/rfc8446>>.

- [RFC8466] Wen, B., Fioccola, G., Ed., Xie, C., and L. Jalil, "A YANG Data Model for Layer 2 Virtual Private Network (L2VPN) Service Delivery", RFC 8466, DOI 10.17487/RFC8466, October 2018, <<https://www.rfc-editor.org/info/rfc8466>>.
- [RFC8776] Saad, T., Gandhi, R., Liu, X., Beeram, V., and I. Bryskin, "Common YANG Data Types for Traffic Engineering", RFC 8776, DOI 10.17487/RFC8776, June 2020, <<https://www.rfc-editor.org/info/rfc8776>>.
- [RFC8795] Liu, X., Bryskin, I., Beeram, V., Saad, T., Shah, H., and O. Gonzalez de Dios, "YANG Data Model for Traffic Engineering (TE) Topologies", RFC 8795, DOI 10.17487/RFC8795, August 2020, <<https://www.rfc-editor.org/info/rfc8795>>.
- [RFC9182] Barguil, S., Gonzalez de Dios, O., Ed., Boucadair, M., Ed., Munoz, L., and A. Aguado, "A YANG Network Data Model for Layer 3 VPNs", RFC 9182, DOI 10.17487/RFC9182, February 2022, <<https://www.rfc-editor.org/info/rfc9182>>.
- [RFC9291] Boucadair, M., Ed., Gonzalez de Dios, O., Ed., Barguil, S., and L. Munoz, "A YANG Network Data Model for Layer 2 VPNs", RFC 9291, DOI 10.17487/RFC9291, September 2022, <<https://www.rfc-editor.org/info/rfc9291>>.
- [RFC9731] Lee, Y., Ed., Dhody, D., Ed., Ceccarelli, D., Bryskin, I., and B. Yoon, "A YANG Data Model for Virtual Network (VN) Operations", RFC 9731, DOI 10.17487/RFC9731, March 2025, <<https://www.rfc-editor.org/info/rfc9731>>.
- [RFC9835] Boucadair, M., Ed., Roberts, R., Gonzalez de Dios, O., Barguil, S., and B. Wu, "A Network YANG Data Model for Attachment Circuits", RFC 9835, DOI 10.17487/RFC9835, September 2025, <<https://www.rfc-editor.org/info/rfc9835>>.
- [RFC9836] Boucadair, M., Ed., Roberts, R., Barguil, S., and O. Gonzalez de Dios, "A YANG Data Model for Augmenting VPN Service and Network Models with Attachment Circuits", RFC 9836, DOI 10.17487/RFC9836, September 2025, <<https://www.rfc-editor.org/info/rfc9836>>.

11.2. Informative References

[I-D.dhody-teas-te-traffic-yang]

Dhody, D., "Traffic Mapping YANG model for Traffic Engineering (TE)", Work in Progress, Internet-Draft, draft-dhody-teas-te-traffic-yang-05, 20 October 2024, <<https://datatracker.ietf.org/doc/html/draft-dhody-teas-te-traffic-yang-05>>.

[I-D.ietf-teas-actn-yang]

Lee, Y., Zheng, H., Ceccarelli, D., Yoon, B. Y., and S. Belotti, "Applicability of YANG models for Abstraction and Control of Traffic Engineered Networks", Work in Progress, Internet-Draft, draft-ietf-teas-actn-yang-11, 7 March 2023, <<https://datatracker.ietf.org/doc/html/draft-ietf-teas-actn-yang-11>>.

[RFC6241] Enns, R., Ed., Bjorklund, M., Ed., Schoenwaelder, J., Ed., and A. Bierman, Ed., "Network Configuration Protocol (NETCONF)", RFC 6241, DOI 10.17487/RFC6241, June 2011, <<https://www.rfc-editor.org/info/rfc6241>>.

[RFC8199] Bogdanovic, D., Claise, B., and C. Moberg, "YANG Module Classification", RFC 8199, DOI 10.17487/RFC8199, July 2017, <<https://www.rfc-editor.org/info/rfc8199>>.

[RFC8309] Wu, Q., Liu, W., and A. Farrel, "Service Models Explained", RFC 8309, DOI 10.17487/RFC8309, January 2018, <<https://www.rfc-editor.org/info/rfc8309>>.

[RFC8453] Ceccarelli, D., Ed. and Y. Lee, Ed., "Framework for Abstraction and Control of TE Networks (ACTN)", RFC 8453, DOI 10.17487/RFC8453, August 2018, <<https://www.rfc-editor.org/info/rfc8453>>.

Appendix A. Examples

This section details a few examples of how the TE-service mapping is used in various scenarios.

Example 1: An L3VPN service with optimization criteria for the underlying TE as delay can be set in the mapping template and then augmented to the L3SM service.

```
{
  "ietf-te-service-mapping-types:te-mapping-templates": {
    "te-mapping-template": [
      {
        "id": "delay",
        "description": "delay-based template",
        "type": "select",
        "optimizations": {
          "optimization-metric": [
            {
              "metric-type": "ietf-te-types:path-metric-delay-average"
            }
          ]
        }
      }
    ]
  }
}
```

The L3SM service can map it to the existing least-delay TE resources in the form of VN or TE-tunnels.

Example 2: An L2VPN service with a bandwidth constraint and a hop-limit criteria for the underlying TE can be set in the mapping template and then augmented to the L2SM service.

```
{
  "ietf-te-service-mapping-types:te-mapping-templates": {
    "te-mapping-template": [
      {
        "id": "bw-hop",
        "description": "Bandwidth and hop limit",
        "type": "new",
        "path-constraints": {
          "te-bandwidth": {
            "generic": "0x1p10"
          },
          "path-metric-bounds": {
            "path-metric-bound": [
              {
                "metric-type": "ietf-te-types:path-metric-hop",
                "upper-bound": "10"
              }
            ]
          }
        }
      }
    ]
  }
}
```

The L2SM service can map it to a new TE resource in the form of a VN or TE-tunnels.

Example 3: A VN (VN1) could be created beforehand and then explicitly mapped to the L2VPN service as shown below.

```

{
  "ietf-vn:virtual-network": {
    "vn": [
      {
        "id": "VN1"
      }
    ]
  }
}
{
  "ietf-l2vpn-svc:vpn-services": {
    "vpn-service": [
      {
        "vpn-id": "VPN1",
        "ietf-l2sm-te-service-mapping:te-service-mapping": {
          "te-mapping": "select",
          "te": {
            "vn": "VN1"
          }
        }
      }
    ]
  }
}

```

Example 4: A VPN service may want different optimization criteria for some of its sites. The template does not allow for such a case but it can be achieved by creating the TE resources separately and then mapping them to the service.

Appendix B. Out of Scope

Scheduling is currently out of scope, although an operator could use their own scheduling mechanism on top of this YANG data model. In future augmentations to this model might also be designed to integrate scheduling and calendaring.

Note that the mechanism to map traffic (for example the enterprise customer can tell, the traffic from source X on port Y should go on a path with a delay less than Z) can be via local configuration or through a YANG data model developed in the future (See one such attempt at [I-D.dhody-teas-te-traffic-yang]).

Appendix C. Contributor Addresses

Adrian Farrel
Old Dog Consulting

EMail: adrian@olddog.co.uk

Italo Busi
Huawei Technologies

EMail: Italo.Busi@huawei.com

Haomian Zheng
Huawei Technologies

EMail: zhenghaomian@huawei.com

Anton Snitser
Sedonasys

EMail: antons@sedonasys.com

SAMIER BARGUIL GIRALDO
Telefonica

EMail: samier.barguilgiraldo.ext@telefonica.com

Oscar Gonzalez de Dios
Telefonica

EMail: oscar.gonzalezdedios@telefonica.com

Carlo Perocchio
Ericsson

EMail: carlo.perocchio@ericsson.com

Kenichi Ogaki
KDDI
Email: ke-oogaki@kddi.com

Authors' Addresses

Young Lee (editor)
Samsung Electronics
Email: younglee.tx@gmail.com

Dhruv Dhody (editor)
Huawei
India
Email: dhruv.ietf@gmail.com

Giuseppe Fioccola
Huawei
Email: giuseppe.fioccola@huawei.com

Qin Wu (editor)
Huawei
Email: bill.wu@huawei.com

Daniele Ceccarelli
Cisco
Email: daniele.ietf@gmail.com

Jeff Tantsura
Nvidia
Email: jefftant.ietf@gmail.com