

Manet
Internet-Draft
Intended status: Standards Track
Expires: 19 November 2025

H.R. Rogge
Fraunhofer FKIE
18 May 2025

DLEP Radio Quality Extension
draft-ietf-manet-dlep-radio-quality-02

Abstract

This document defines an extension to the Dynamic Link Exchange Protocol (DLEP) to provide the quality of incoming radio signals.

Status of This Memo

This Internet-Draft is submitted in full conformance with the provisions of BCP 78 and BCP 79.

Internet-Drafts are working documents of the Internet Engineering Task Force (IETF). Note that other groups may also distribute working documents as Internet-Drafts. The list of current Internet-Drafts is at <https://datatracker.ietf.org/drafts/current/>.

Internet-Drafts are draft documents valid for a maximum of six months and may be updated, replaced, or obsoleted by other documents at any time. It is inappropriate to use Internet-Drafts as reference material or to cite them other than as "work in progress."

This Internet-Draft will expire on 19 November 2025.

Copyright Notice

Copyright (c) 2025 IETF Trust and the persons identified as the document authors. All rights reserved.

This document is subject to BCP 78 and the IETF Trust's Legal Provisions Relating to IETF Documents (<https://trustee.ietf.org/license-info>) in effect on the date of publication of this document. Please review these documents carefully, as they describe your rights and restrictions with respect to this document. Code Components extracted from this document must include Revised BSD License text as described in Section 4.e of the Trust Legal Provisions and are provided without warranty as described in the Revised BSD License.

Table of Contents

1. Introduction	2
1.1. Requirements Language	2
2. Extension Usage and Identification	2
3. Radio Quality Data Items	2
3.1. Radio Biterror Rate Data Item	3
3.2. Radio SNR Data Item	4
3.3. Radio Signal Strength Data Item (also called RSSI)	4
3.4. Radio Noise Data Item	5
4. Security Considerations	6
5. IANA Considerations	6
5.1. Extension Type Value	6
5.2. Data Item Value	6
6. Normative References	7
7. Informative References	7
Author's Address	7

1. Introduction

The dynamic Link Exchange Protocol (DLEP) is defined in [RFC8175]. It provides the exchange of link-related control information between DLEP peers. DLEP peers are comprised of a modem and a router. DLEP defines a base set of mechanisms as well as support for possible extensions. This document defines one such extension.

1.1. Requirements Language

The key words "MUST", "MUST NOT", "REQUIRED", "SHALL", "SHALL NOT", "SHOULD", "SHOULD NOT", "RECOMMENDED", "MAY", and "OPTIONAL" in this document are to be interpreted as described in [RFC2119].

2. Extension Usage and Identification

The use of the Radio Quality Extension SHOULD be configurable. To indicate that the Radio Quality Extension is to be used, an implementation MUST include the Radio Quality Extension Type Value in the Extensions Supported Data Item. The Extensions Supported Data Item is sent and processed according to [RFC8175].

The Radio Quality Extension Type Value is TBD; see Section 5.1.

3. Radio Quality Data Items

This section describes the quality related Data Items of this extension.

All Data Items available in this extension provide access to the radios physical layer measurements related to signal quality. Because of different designs of Radio PHY layers, this quality can be expressed in different ways, by referring to signal-to-noise ratio or by measuring the biterror rate (e.g. by using a forward error correction). Both of these possible informations are very valuable for calculating MANET metrics for radio networks with moving nodes and low datarates, e.g. VHF radio networks. Estimating channel quality based on packet loss can be impractical, because the estimated value changes too fast (because of movement) compared to the number of received frames. Biterror rate (and Signal Strength) can provide the additional information necessary to build a reasonable stable and agile metric. Biterror rate (before error correction) is a more generic way to represent this value, because it is a radio independent measurement.

The Biterror Rate data item is mandatory when using the Radio Quality extension. All other TLVs presented in this document are optional.

3.1. Radio Biterror Rate Data Item

Radio Biterror Rate Data Item is a mandatory TLV that contains information about the radio receivers estimate how often a transmitted bit will be received wrong. This value can often be either directly measured by the radio by comparing the result of a forward-error-correction to the original received data or calculated from the received signal-to-noise ratio and knowledge about the current modulation coding scheme. This Data Item can be both interface and neighbor specific.

The format of the Radio Biterror Rate Data Item is:

```

0                               1                               2                               3
0 1 2 3 4 5 6 7 8 9 0 1 2 3 4 5 6 7 8 9 0 1 2 3 4 5 6 7 8 9 0 1
+---+---+---+---+---+---+---+---+---+---+---+---+---+---+---+---+
| Data Item Type | Length |
+---+---+---+---+---+---+---+---+---+---+---+---+---+---+---+---+
|   Biterror   |
+---+---+---+---+---+

```

Figure 1

Data Item Type: TBD

Length: 1

Biterror: Biterror rate measured as a negative exponent multiplied

by 10 (to base 10), e.g. "40" for an error rate of 1 to 10^{-4} . An error rate of 0 is encoded with a 255.

3.2. Radio SNR Data Item

Radio SNR Data Item contains information which signal to noise ratio the radio measured. This Data Item can be both interface and neighbor specific.

The format of the Radio SNR Data Item is:

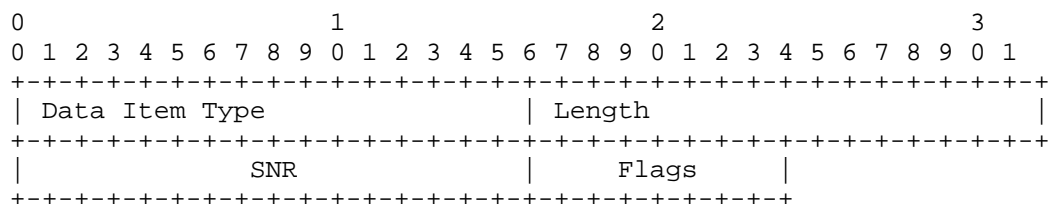


Figure 2

Data Item Type: TBD

Length: 3

SNR: SNR measured in dB multiplied by 10 as a signed integer.

Flags: Flags field as defined below.

The Flags field is defined as:

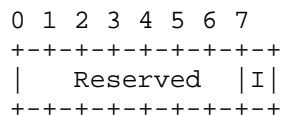


Figure 3

I: Interference Flag, indicating the the data includes interference into the noise value (SINR).

Reserved: MUST be zero. Left for future assignment.

3.3. Radio Signal Strength Data Item (also called RSSI)

Radio Signal Strength Data Item contains information which absolute signal strength the radio measured. This Data Item can be both interface and neighbor specific.

This Data Item could also be used together with the Request Link Characteristics message to reconfigure the outgoing signal strength, either to reduce the size of the collision domain or to increase the range of the radio.

The format of the Radio Signal Strength Data Item is:

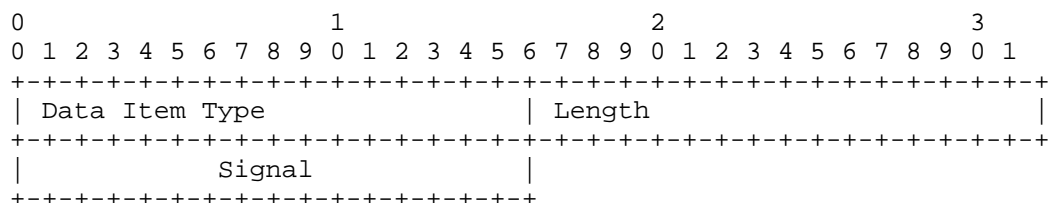


Figure 4

Data Item Type: TBD

Length: 2

Signal: Signal Strength measured in dBm multiplied by 10 as a signed integer.

3.4. Radio Noise Data Item

Radio Noise Data Item contains information which absolute noise value the radio measured. This Data Item SHOULD be interface specific.

The format of the Radio Noise Data Item is:

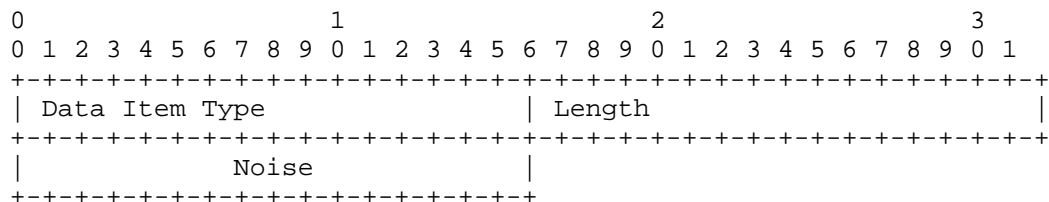


Figure 5

Data Item Type: TBD

Length: 2

Noise: Noise measured in dBm multiplied by 10 as a signed integer.

Type Code	Description
TBD	Radio Biterror Rate
TBD	Radio SNR
TBD	Radio Signal
TBD	Radio Noise

Table 2: New Data Item Value

6. Normative References

- [RFC2119] Bradner, S., "Key words for use in RFCs to Indicate Requirement Levels", BCP 14, RFC 2119, DOI 10.17487/RFC2119, March 1997, <<https://www.rfc-editor.org/info/rfc2119>>.
- [RFC8175] Ratliff, S., Jury, S., Satterwhite, D., Taylor, R., and B. Berry, "Dynamic Link Exchange Protocol (DLEP)", RFC 8175, DOI 10.17487/RFC8175, June 2017, <<https://www.rfc-editor.org/info/rfc8175>>.

7. Informative References

- [RFC8126] Cotton, M., Leiba, B., and T. Narten, "Guidelines for Writing an IANA Considerations Section in RFCs", BCP 26, RFC 8126, DOI 10.17487/RFC8126, June 2017, <<https://www.rfc-editor.org/info/rfc8126>>.

Author's Address

Henning Rogge
Fraunhofer FKIE
Fraunhofer Strasse 20
53343 Wachtberg
Germany
Email: henning.rogge@fkie.fraunhofer.de