

Inter-Domain Routing  
Internet-Draft  
Intended status: Standards Track  
Expires: 26 November 2026

S. Hegde  
Juniper Networks Inc.  
A. MahendraBabu  
K. Talaulikar  
P. Psenak  
Cisco Systems  
B. Decraene  
Orange  
25 May 2026

Advertising Flexible Algorithm Extensions in BGP Link-State  
draft-ietf-idr-bgp-ls-flex-algo-ext-03

Abstract

Flexible Algorithm is a solution that allows some routing protocols (IS-IS and OSPF) to compute paths over a network based on user-defined (and hence, flexible) constraints and metrics. The computation is performed by routers participating in the specific network in a distributed manner using a Flexible Algorithm Definition. This Definition is provisioned on one or more routers and propagated through the network by IS-IS and OSPF flooding.

BGP Link-State (BGP-LS) enables the collection of various topology information from the network. BGP-LS supports the advertisement of Flexible Algorithm Definition and other Flexible Algorithm related advertisements as a part of the topology information from the network. This document specifies the advertisement of further Flexible Algorithm related extensions in BGP-LS.

Status of This Memo

This Internet-Draft is submitted in full conformance with the provisions of BCP 78 and BCP 79.

Internet-Drafts are working documents of the Internet Engineering Task Force (IETF). Note that other groups may also distribute working documents as Internet-Drafts. The list of current Internet-Drafts is at <https://datatracker.ietf.org/drafts/current/>.

Internet-Drafts are draft documents valid for a maximum of six months and may be updated, replaced, or obsoleted by other documents at any time. It is inappropriate to use Internet-Drafts as reference material or to cite them other than as "work in progress."

This Internet-Draft will expire on 26 November 2026.

## Copyright Notice

Copyright (c) 2026 IETF Trust and the persons identified as the document authors. All rights reserved.

This document is subject to BCP 78 and the IETF Trust's Legal Provisions Relating to IETF Documents (<https://trustee.ietf.org/license-info>) in effect on the date of publication of this document. Please review these documents carefully, as they describe your rights and restrictions with respect to this document. Code Components extracted from this document must include Revised BSD License text as described in Section 4.e of the Trust Legal Provisions and are provided without warranty as described in the Revised BSD License.

## Table of Contents

1. Introduction . . . . .	3
1.1. Requirements Language . . . . .	3
2. Advertising IP Algorithm Participation . . . . .	3
3. Advertising IP Algorithm Reachability . . . . .	4
4. Advertising Generic Metric for Links . . . . .	6
5. Advertising Flexible Algorithm Definition Extensions . . . . .	7
5.1. FAD Exclude Minimum Bandwidth Sub-TLV . . . . .	7
5.2. FAD Exclude Maximum Link Delay Sub-TLV . . . . .	8
5.3. FAD Reference Bandwidth Sub-TLV . . . . .	9
5.4. FAD Bandwidth Thresholds Sub-TLV . . . . .	10
5.5. Flexible Algorithm Exclude-Any Reverse Affinity Sub-TLV . . . . .	11
5.6. Flexible Algorithm Include-Any Reverse Affinity Sub-TLV . . . . .	12
5.7. Flexible Algorithm Include-All Reverse Affinity Sub-TLV . . . . .	13
6. IANA Considerations . . . . .	13
7. Manageability Considerations . . . . .	14
8. Security Considerations . . . . .	14
9. Acknowledgements . . . . .	14
10. References . . . . .	14
10.1. Normative References . . . . .	14
10.2. Informative References . . . . .	16
Authors' Addresses . . . . .	16

## 1. Introduction

Flexible Algorithm is a solution that allows some routing protocols (IS-IS and OSPF) to compute paths over a network based on user-defined (and hence, flexible) constraints and metrics. The computation is performed by routers participating in the specific network in a distributed manner using a Flexible Algorithm Definition. This Definition is provisioned on one or more routers and propagated through the network by IS-IS and OSPF flooding. [RFC9350] defines the base Flexible Algorithm solution that allows IGPs themselves to compute constraint-based paths over the network.

The extensions to BGP-LS [RFC9552] for the advertisement of the Flexible Algorithm Definition (FAD) information to enable learning of the mapping of the flexible algorithm number to its Definition in each area/domain of the underlying IGPs are defined in [RFC9351].

This document defines further extensions to BGP-LS for Flexible Algorithm as below:

- \* The extensions to the Flexible Algorithm so that it can be used with the regular IPv4 and IPv6 forwarding as defined for IGPs in [RFC9502].
- \* The Flexible Algorithm Definition that is used to exclude based on bandwidth and metric constraints and to automatically calculate metrics for use in SPF calculation as defined for IGPs in [RFC9843].
- \* The Flexible Algorithm Definition that is used to include/exclude links in the reverse direction of the traffic flow for SPF calculation as defined for IGPs in [I-D.ietf-lsr-igp-flex-algo-reverse-affinity].

### 1.1. Requirements Language

The key words "MUST", "MUST NOT", "REQUIRED", "SHALL", "SHALL NOT", "SHOULD", "SHOULD NOT", "RECOMMENDED", "NOT RECOMMENDED", "MAY", and "OPTIONAL" in this document are to be interpreted as described in BCP 14 [RFC2119] [RFC8174] when, and only when, they appear in all capitals, as shown here.

## 2. Advertising IP Algorithm Participation

The IP Algorithm TLV is a BGP-LS Node Attribute TLV associated with the Node NLRI that is used for the algorithms associated with a given node. The format of this TLV is as follows:

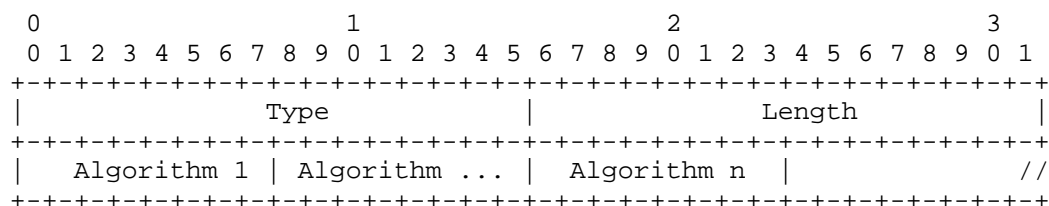


Figure 1: IP Algorithm TLV

Where:

- \* Type: 1047
- \* Length: Variable
- \* Algorithm: Single octet algorithm value between 128 and 255 inclusive.

The IP Algorithm TLV is derived from the following IGP protocol-specific advertisements:

- \* In the case of IS-IS, from the IS-IS IP Algorithm sub-TLV defined in [RFC9502].
- \* In the case of OSPFv2/OSPFv3, from the OSPF IP Algorithm sub-TLV defined in [RFC9502].

The IP Algorithm TLV is optional and it MUST NOT be advertised more than once in the BGP-LS Attribute. If multiple instances are present, then the first one MUST be considered valid, and the rest MUST be ignored.

### 3. Advertising IP Algorithm Reachability

The normal or base (i.e., algorithm 0) prefix reachabilities are done using the BGP-LS IPv4/IPv6 Topology Prefix NLRIs defined in [RFC9552] along with its associated IGP metric carried within the IGP Metric TLV (TLV 1095) in the BGP-LS Attribute associated with the NLRI. The presence of IGP Metric TLV is what identifies the base/normal prefix reachability.

The IP algorithm-specific reachability advertisements are also done using the BGP-LS IPv4/IPv6 Topology Prefix NLRIs. However, these algorithm-specific advertisements MUST NOT carry an IGP Metric TLV along with them. Instead, the metric associated with the IP algorithm-specific prefix reachability is carried within the TLVs introduced in the following subsections.

A BGP-LS Consumer receiving an IPv4/IPv6 Topology Prefix NLRI advertisement that carries both an IGP Metric TLV along with any of the TLVs introduced in the following subsections, MUST consider it as a normal (i.e., algorithm 0) prefix reachability advertisement and MUST ignore all TLVs corresponding to algorithm-specific prefix reachability advertisements.

The IP Algorithm Prefix Reachability TLV is a BGP-LS Prefix Attribute TLV associated with the IPv4/IPv6 Topology Prefix NLRI that is used for the advertisement of the algorithm-specific prefix reachability from a given node. The format of this TLV is as follows:

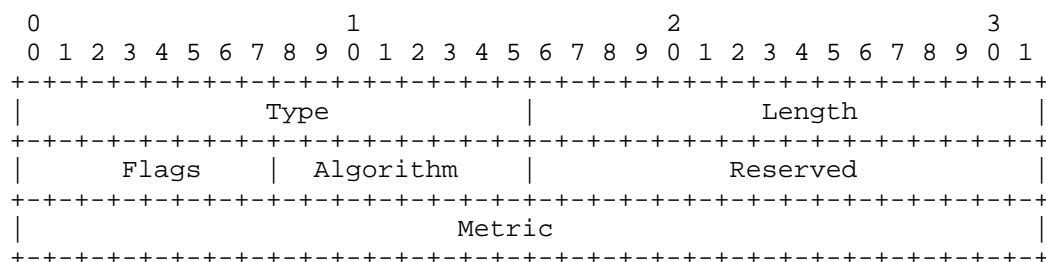


Figure 2: IP Algorithm Prefix Reachability TLV

Where:

- \* Type: 1048
- \* Length: 8
- \* Flags: 1 octet of flags. The flags are copied from the IS-IS IPv4/IPv6 Algorithm Prefix Reachability TLV [RFC9502] or the OSPFv2/OSPFv3 IP Algorithm Prefix Reachability sub-TLV [RFC9502] in the case of IS-IS or OSPFv2/OSPFv3 respectively.
- \* Algorithm: 1 octet value providing the Associated Algorithm from 128 to 255.
- \* Reserved: 2 octet value that MUST be set to 0 by the originator and ignored by the receiver.
- \* Metric: The algorithm-specific metric value.

The IP Algorithm Prefix Reachability TLV is derived from the following IGP protocol-specific advertisements:

- \* In the case of IS-IS, from the IS-IS IPv4/IPv6 Algorithm Prefix Reachability TLV defined in [RFC9502]. The sub-TLVs are encoded using the BGP-LS Attribute TLVs defined for the IPv4/IPv6 Topology Prefix NLRI.
- \* In the case of OSPF, from the OSPFv2/OSPFv3 IP Algorithm Prefix Reachability sub-TLV defined in [RFC9502].

The Multi-topology ID (MTID) associated with the underlying IGP advertisements is encoded using the Multi-Topology Identifier TLV (TLV 263) [RFC9552] as a Prefix Descriptor TLV when the advertisement is associated with a non-default topology. The IP Prefix value itself is encoded using the IP Reachability Information TLV (TLV 265) [RFC9552] as a Prefix Descriptor TLV.

The IP Algorithm Prefix Reachability TLV MUST NOT be advertised more than once in the BGP-LS Attribute. If multiple instances are present, then the first one MUST be considered valid, and the rest MUST be ignored.

#### 4. Advertising Generic Metric for Links

The Generic Metric TLV is a BGP-LS Link Attribute TLV associated with the Link NLRI that is used for the advertisement of the generic metric(s) associated with a link. The format of this TLV is as follows:

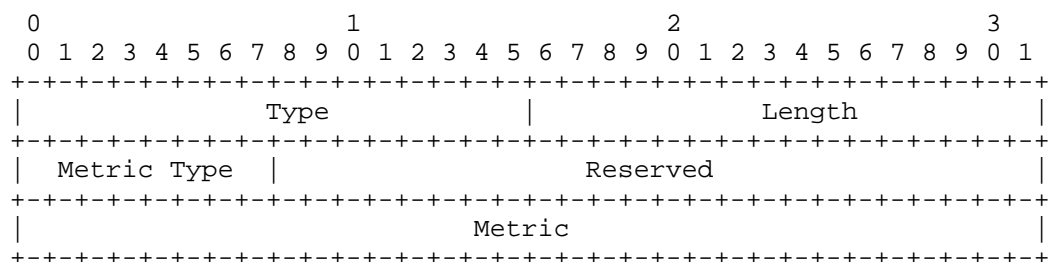


Figure 3: Generic Metric TLV

Where:

- \* Type: 1056
- \* Length: 8.
- \* Metric Type: 1 octet that carries a metric type from the IGP Metric Type registry

- \* Reserved: 3 octet value that MUST be set to 0 by the originator and ignored by the receiver.
- \* Metric: 4-octet field carrying the metric value. In the case of IS-IS, the value MUST be in the range of 0 - 16,777,215.

The Generic Metric TLV is derived from the following IGP protocol-specific advertisements:

- \* In the case of IS-IS, from the IS-IS Generic Metric sub-TLV defined in [RFC9843].
- \* In the case of OSPF, from the OSPF Generic Metric sub-TLV defined in [RFC9843].

The advertisement of the Generic Metric TLV as a top-level TLV or as a sub-TLV of the BGP-LS ASLA TLV [RFC9294] in the BGP-LS Attribute associated with the Link NLRI is based on the encoding in the underlying IGP advertisement.

The Generic Metric TLV MAY be advertised more than once in the BGP-LS Attribute, one for each metric type. If multiple instances are present for the same metric type, then the first one MUST be considered valid, and the rest MUST be ignored.

## 5. Advertising Flexible Algorithm Definition Extensions

[RFC9351] introduced the Flexible Algorithm Definition (FAD) TLV that is advertised in the BGP-LS Attribute along with the Node NLRI for the advertisement of the Flexible Algorithm definition advertised by a given node in IGP.

The following subsections define new sub-TLVs of the FAD TLV to cover further extensions of the IGP Flexible Algorithm solution.

### 5.1. FAD Exclude Minimum Bandwidth Sub-TLV

The FAD Exclude Minimum Bandwidth sub-TLV is an optional sub-TLV that is used to carry the minimum bandwidth associated with the FAD that is used in the computation of the specific algorithm as described in [RFC9843].

The sub-TLV has the following format:

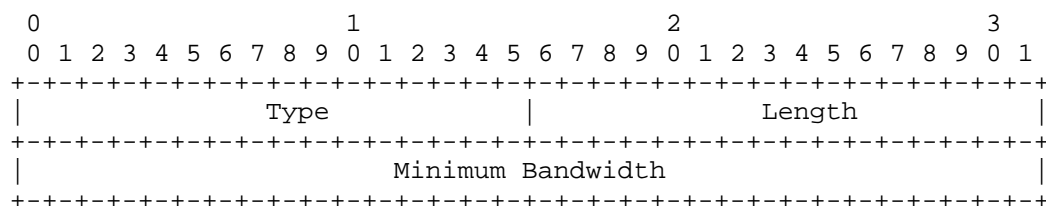


Figure 4: FAD Exclude Minimum Bandwidth sub-TLV

Where:

- \* Type: 1049
- \* Length: 4 octets.
- \* Minimum Bandwidth: The minimum link bandwidth is encoded in 32 bits in IEEE floating point format [IEEE.754-2019]. The units are bytes per second.

The information in the FAD Exclude Minimum Bandwidth sub-TLV is derived from the IS-IS and OSPF protocol-specific FAD Exclude Minimum Bandwidth sub-TLVs as defined in [RFC9843].

## 5.2. FAD Exclude Maximum Link Delay Sub-TLV

The FAD Exclude Maximum Link Delay sub-TLV is an optional sub-TLV that is used to carry the maximum link delay information associated with the FAD that is used in the computation of the specific algorithm as described in [RFC9843].

The sub-TLV has the following format:

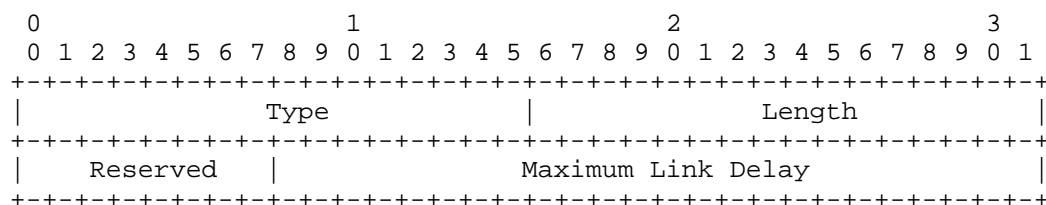


Figure 5: FAD Exclude Maximum Link Delay sub-TLV

Where:

- \* Type: 1050
- \* Length: 4 octets.



- \* Reserved: 1 octet field that MUST be set to 0 by the originator and ignored by the receiver.
- \* Maximum Link Delay: A 24-bit unsigned integer representing the maximum link delay value in microseconds.

The information in the FAD Exclude Maximum Link Delay sub-TLV is derived from the IS-IS and OSPF protocol-specific FAD Exclude Maximum Link Delay sub-TLVs as defined in [RFC9843].

### 5.3. FAD Reference Bandwidth Sub-TLV

The FAD Reference Bandwidth sub-TLV is an optional sub-TLV that is used to carry the information needed for the reference bandwidth method of metric calculation associated with the FAD that is used in the computation of the specific algorithm as described in [RFC9843].

The sub-TLV has the following format:




Figure 6: FAD Reference Bandwidth sub-TLV

Where:

- \* Type: 1051
- \* Length: 12 octets.
- \* Flags: 1 octet of flags. The flags are copied from the IS-IS FAD Reference Bandwidth sub-TLV [RFC9843] or the OSPF FAD Reference Bandwidth sub-TLV [RFC9843] in the case of IS-IS or OSPF respectively.
- \* Reserved: 3 octet field that MUST be set to 0 by the originator and ignored by the receiver.

- \* Reference Bandwidth: The reference bandwidth is encoded in 32 bits in IEEE floating point format [IEEE.754-2019]. The units are bytes per second.
- \* Granularity Bandwidth: The granularity bandwidth is encoded in 32 bits in IEEE floating point format [IEEE.754-2019]. The units are bytes per second.

The information in the FAD Reference Bandwidth sub-TLV is derived from the IS-IS and OSPF protocol-specific FAD Reference Bandwidth sub-TLV as defined in [RFC9843].

#### 5.4. FAD Bandwidth Thresholds Sub-TLV

The FAD Bandwidth Thresholds sub-TLV is an optional sub-TLV that is used to carry the information needed for the bandwidth threshold method of metric calculation associated with the FAD that is used in the computation of the specific algorithm as described in [RFC9843].

The sub-TLV has the following format:

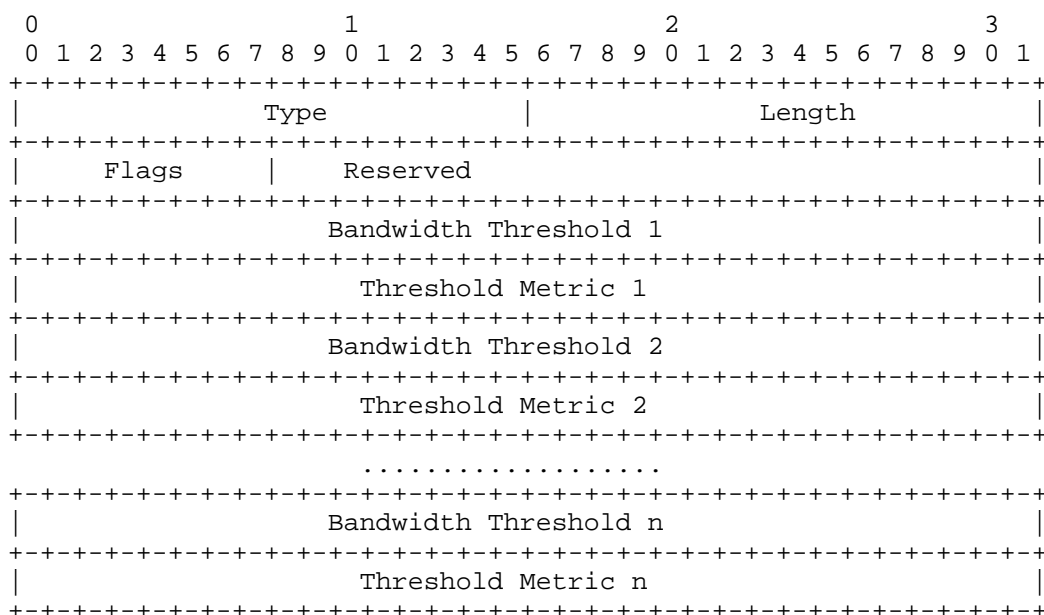


Figure 7: FAD Bandwidth Thresholds sub-TLV

Where:

- \* Type: 1052

- \* Length: 4 + (n \* 8) octets. Here n is equal to the number of Threshold Metrics specified. n MUST be greater than or equal to 1.
- \* Flags: 1 octet of flags. The flags are copied from the IS-IS FAD Bandwidth Thresholds sub-TLV [RFC9843] or the OSPF FAD Bandwidth Thresholds sub-TLV [RFC9843] in the case of IS-IS or OSPF respectively.
- \* Reserved: 3 octet field that MUST be set to 0 by the originator and ignored by the receiver.
- \* Bandwidth Threshold (1 ... n): The bandwidth threshold is encoded in 32 bits in IEEE floating point format [IEEE.754-2019]. The units are bytes per second.
- \* Threshold Metric (1 ... n): 4 octet field carrying the threshold metric value. In the case of IS-IS, the value MUST be in the range of 0 - 16,777,215.

The information in the FAD Bandwidth Thresholds sub-TLV is derived from the IS-IS and OSPF protocol-specific FAD Bandwidth Thresholds sub-TLV as defined in [RFC9843].

#### 5.5. Flexible Algorithm Exclude-Any Reverse Affinity Sub-TLV

The Flexible Algorithm Exclude-Any Reverse Affinity sub-TLV is an optional sub-TLV that is used to carry the reverse affinity constraints associated with the FAD and enable the exclusion of links carrying any of the specified affinities from the computation of the specific algorithm as described in [I-D.ietf-lsr-igp-flex-algo-reverse-affinity]. The affinity is expressed in terms of Extended Admin Group (EAG) as defined in [RFC7308].

The sub-TLV has the following format:

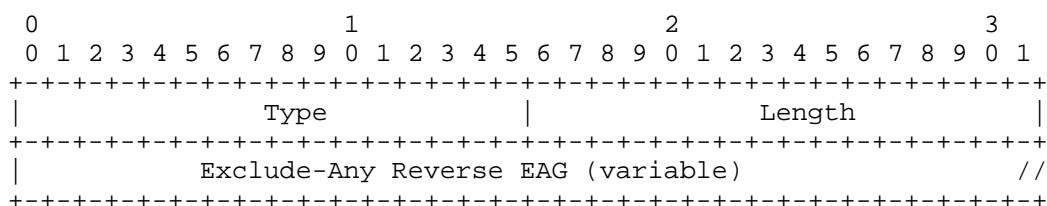


Figure 8: Flexible Algorithm Exclude-Any Reverse Affinity sub-TLV

- \* Type: 1053

- \* Length: The total length of the value field in octets dependent on the size of the EAG. It MUST be a non-zero value and a multiple of 4.
- \* Exclude-Any Reverse EAG: the EAG value.

The information in the Flexible Algorithm Exclude Any Reverse Affinity sub-TLV is derived from the IS-IS and OSPF protocol-specific Flexible Algorithm Exclude Admin Group sub-TLV as defined in [I-D.ietf-lsr-igp-flex-algo-reverse-affinity].

## 5.6. Flexible Algorithm Include-Any Reverse Affinity Sub-TLV

The Flexible Algorithm Include-Any Reverse Affinity sub-TLV is an optional sub-TLV that is used to carry the affinity constraints associated with the FAD and enable the inclusion of links carrying any of the specified affinities in the computation of the specific algorithm as described in [I-D.ietf-lsr-igp-flex-algo-reverse-affinity]. The affinity is expressed in terms of Extended Admin Group (EAG) as defined in [RFC7308].

The sub-TLV has the following format:

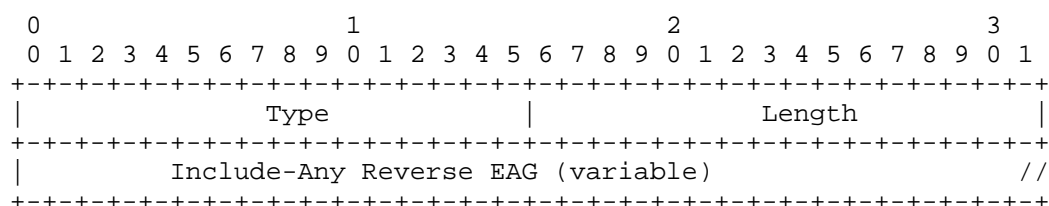


Figure 9: Flexible Algorithm Include-Any Reverse Affinity sub-TLV

Where:

- \* Type: 1054
- \* Length: The total length of the value field in octets dependent on the size of the EAG. It MUST be a non-zero value and a multiple of 4.
- \* Include-Any EAG: the EAG value.

The information in the Flexible Algorithm Include-Any Reverse Affinity sub-TLV is derived from the IS-IS and OSPF protocol-specific Flexible Algorithm Include-Any Reverse Admin Group sub-TLV as defined in [I-D.ietf-lsr-igp-flex-algo-reverse-affinity].

### 5.7. Flexible Algorithm Include-All Reverse Affinity Sub-TLV

The Flexible Algorithm Include-All Reverse Affinity sub-TLV is an optional sub-TLV that is used to carry the affinity constraints associated with the FAD and enable the inclusion of links carrying all of the specified affinities in the computation of the specific algorithm as described in [I-D.ietf-lsr-igp-flex-algo-reverse-affinity]. The affinity is expressed in terms of Extended Admin Group (EAG) as defined in [RFC7308].

The sub-TLV has the following format:

```

0           1           2           3
0 1 2 3 4 5 6 7 8 9 0 1 2 3 4 5 6 7 8 9 0 1 2 3 4 5 6 7 8 9 0 1
+-----+-----+-----+-----+-----+-----+-----+-----+
|                                         |                                         |
|           Type                         |           Length                         |
+-----+-----+-----+-----+-----+-----+-----+-----+
|           Include-All Reverse EAG (variable)                               //
+-----+-----+-----+-----+-----+-----+-----+-----+

```

Figure 10: Flexible Algorithm Include-All Reverse Affinity sub-TLV

Where:

- \* Type: 1055
- \* Length: The total length of the value field in octets dependent on the size of the EAG. It MUST be a non-zero value and a multiple of 4.
- \* Include-All EAG: the EAG value.

The information in the Flexible Algorithm Include-All Reverse Affinity sub-TLV is derived from the IS-IS and OSPF protocol-specific Flexible Algorithm Include-All Reverse Admin Group sub-TLV as defined in [I-D.ietf-lsr-igp-flex-algo-reverse-affinity].

## 6. IANA Considerations

IANA has allocated code points for the TLVs and sub-TLVs defined in this document from the "BGP-LS NLRI and Attribute TLVs" sub-registry of the "Border Gateway Protocol - Link-State (BGP-LS) Parameters" registry group as follows:

Code Point	Description	Reference
1047	IP Algorithm	this document
1048	IP Algorithm Prefix Reachability	this document
1049	Flexible Algorithm Exclude Minimum Bandwidth	this document
1050	Flexible Algorithm Exclude Maximum Link Delay	this document
1051	Flexible Algorithm Reference Bandwidth	this document
1052	Flexible Algorithm Bandwidth Thresholds	this document
1053	Flexible Algorithm Exclude Any Reverse Affinity	this document
1054	Flexible Algorithm Include Any Reverse Affinity	this document
1055	Flexible Algorithm Include All Reverse Affinity	this document
1056	Generic Metric	this document

Figure 11: BGP-LS Flexible Algorithm Extensions Code Points

## 7. Manageability Considerations

This document does not introduce any new manageability considerations beyond those covered by [RFC9351].

## 8. Security Considerations

This document does not introduce any new security considerations beyond those covered by [RFC9351].

## 9. Acknowledgements

The authors would like to thank John Scudder for his review and comments on this document.

## 10. References

### 10.1. Normative References

- [I-D.ietf-lsr-igp-flex-algo-reverse-affinity]  
Psenak, P., Horn, J., and Dhamija, "IGP Flexible Algorithms Reverse Affinity Constraint", Work in Progress, Internet-Draft, draft-ietf-lsr-igp-flex-algo-reverse-affinity-12, 5 August 2025, <<https://datatracker.ietf.org/doc/html/draft-ietf-lsr-igp-flex-algo-reverse-affinity-12>>.
- [IEEE.754-2019]  
IEEE, "IEEE Standard for Floating-Point Arithmetic", IEEE IEEE 754-2019, DOI 10.1109/IEEESTD.2019.8766229, 18 July 2019, <<https://ieeexplore.ieee.org/document/8766229>>.
- [RFC2119] Bradner, S., "Key words for use in RFCs to Indicate Requirement Levels", BCP 14, RFC 2119, DOI 10.17487/RFC2119, March 1997, <<https://www.rfc-editor.org/info/rfc2119>>.
- [RFC8174] Leiba, B., "Ambiguity of Uppercase vs Lowercase in RFC 2119 Key Words", BCP 14, RFC 8174, DOI 10.17487/RFC8174, May 2017, <<https://www.rfc-editor.org/info/rfc8174>>.
- [RFC9294] Talaulikar, K., Ed., Psenak, P., and J. Tantsura, "Application-Specific Link Attributes Advertisement Using the Border Gateway Protocol - Link State (BGP-LS)", RFC 9294, DOI 10.17487/RFC9294, August 2022, <<https://www.rfc-editor.org/info/rfc9294>>.
- [RFC9350] Psenak, P., Ed., Hegde, S., Filsfils, C., Talaulikar, K., and A. Gulko, "IGP Flexible Algorithm", RFC 9350, DOI 10.17487/RFC9350, February 2023, <<https://www.rfc-editor.org/info/rfc9350>>.
- [RFC9351] Talaulikar, K., Ed., Psenak, P., Zandi, S., and G. Dawra, "Border Gateway Protocol - Link State (BGP-LS) Extensions for Flexible Algorithm Advertisement", RFC 9351, DOI 10.17487/RFC9351, February 2023, <<https://www.rfc-editor.org/info/rfc9351>>.
- [RFC9502] Britto, W., Hegde, S., Kaneriya, P., Shetty, R., Bonica, R., and P. Psenak, "IGP Flexible Algorithm in IP Networks", RFC 9502, DOI 10.17487/RFC9502, November 2023, <<https://www.rfc-editor.org/info/rfc9502>>.
- [RFC9552] Talaulikar, K., Ed., "Distribution of Link-State and Traffic Engineering Information Using BGP", RFC 9552, DOI 10.17487/RFC9552, December 2023, <<https://www.rfc-editor.org/info/rfc9552>>.

[RFC9843] Hegde, S., Britto, W., Shetty, R., Decraene, B., Psenak, P., and T. Li, "IGP Flexible Algorithms: Bandwidth, Delay, Metrics, and Constraints", RFC 9843, DOI 10.17487/RFC9843, September 2025, <<https://www.rfc-editor.org/info/rfc9843>>.

## 10.2. Informative References

[RFC7308] Osborne, E., "Extended Administrative Groups in MPLS Traffic Engineering (MPLS-TE)", RFC 7308, DOI 10.17487/RFC7308, July 2014, <<https://www.rfc-editor.org/info/rfc7308>>.

## Authors' Addresses

Shraddha Hegde  
Juniper Networks Inc.  
Exora Business Park  
Bangalore 560103  
KA  
India  
Email: [shraddha@juniper.net](mailto:shraddha@juniper.net)

Aravind Babu MahendraBabu  
Cisco Systems  
India  
Email: [aramahen@cisco.com](mailto:aramahen@cisco.com)

Ketan Talaulikar  
Cisco Systems  
India  
Email: [ketant.ietf@gmail.com](mailto:ketant.ietf@gmail.com)

Peter Psenak  
Cisco Systems  
Slovakia  
Email: [ppsenak@cisco.com](mailto:ppsenak@cisco.com)

Bruno Decraene  
Orange  
France  
Email: [bruno.decraene@orange.com](mailto:bruno.decraene@orange.com)