

avtcore  
Internet-Draft  
Intended status: Standards Track  
Expires: 21 June 2026

L. Ilola  
L. Kondrad  
Nokia Technologies  
18 December 2025

RTP Payload Format for Visual Volumetric Video-based Coding (V3C)  
draft-ietf-avtcore-rtp-v3c-14

## Abstract

A visual volumetric video-based coding (V3C) [ISO.IEC.23090-5] bitstream is composed of V3C units that contain V3C atlas sub-bitstreams, V3C video sub-bitstreams, and a V3C parameter set. This memo describes an RTP payload format for V3C atlas sub-bitstreams. The RTP payload format for V3C video sub-bitstreams is defined by relevant Internet Standards for the applicable video codec. The V3C RTP payload format allows for packetization of one or more V3C atlas Network Abstraction Layer (NAL) units in an RTP packet payload as well as fragmentation of a V3C atlas NAL unit into multiple RTP packets. The memo also describes the mechanisms for grouping RTP streams of V3C component sub-bitstreams, providing a complete solution for streaming V3C encoded content.

## Status of This Memo

This Internet-Draft is submitted in full conformance with the provisions of BCP 78 and BCP 79.

Internet-Drafts are working documents of the Internet Engineering Task Force (IETF). Note that other groups may also distribute working documents as Internet-Drafts. The list of current Internet-Drafts is at <https://datatracker.ietf.org/drafts/current/>.

Internet-Drafts are draft documents valid for a maximum of six months and may be updated, replaced, or obsoleted by other documents at any time. It is inappropriate to use Internet-Drafts as reference material or to cite them other than as "work in progress."

This Internet-Draft will expire on 21 June 2026.

## Copyright Notice

Copyright (c) 2025 IETF Trust and the persons identified as the document authors. All rights reserved.

This document is subject to BCP 78 and the IETF Trust's Legal Provisions Relating to IETF Documents (<https://trustee.ietf.org/license-info>) in effect on the date of publication of this document. Please review these documents carefully, as they describe your rights and restrictions with respect to this document. Code Components extracted from this document must include Revised BSD License text as described in Section 4.e of the Trust Legal Provisions and are provided without warranty as described in the Revised BSD License.

## Table of Contents

1. Introduction . . . . .	3
2. Conventions . . . . .	4
3. Definitions, and abbreviations . . . . .	4
3.1. Definitions . . . . .	4
3.1.1. General . . . . .	4
3.1.2. Definitions from the V3C specification . . . . .	4
3.2. Abbreviations . . . . .	6
4. Media format description . . . . .	6
4.1. Overview of the V3C codec (informative) . . . . .	6
4.2. V3C parameter set (informative) . . . . .	8
4.3. V3C atlas and video components (informative) . . . . .	8
4.3.1. General . . . . .	8
4.3.2. Atlas NAL units . . . . .	11
4.4. Systems and transport interfaces (informative) . . . . .	12
5. V3C atlas RTP payload format . . . . .	12
5.1. General . . . . .	12
5.2. RTP header . . . . .	12
5.3. RTP payload header . . . . .	14
5.4. Payload structures . . . . .	14
5.4.1. General . . . . .	15
5.4.2. Single NAL unit packet . . . . .	15
5.4.3. Aggregation packet . . . . .	16
5.4.4. Fragmentation unit . . . . .	19
5.4.5. Example of fragmentation unit (informative) . . . . .	21
5.5. Decoding order number . . . . .	22
6. Packetization and de-packetization rules . . . . .	23
7. Payload format parameters . . . . .	25
7.1. Media type registration . . . . .	25
7.2. Optional parameters definition . . . . .	26
8. Congestion control considerations . . . . .	29
9. Session description protocol . . . . .	29
9.1. V3C format parameters "v3cfmtp" attribute . . . . .	29
9.2. Mapping of payload type parameters to SDP . . . . .	31
9.2.1. For V3C atlas components . . . . .	31
9.2.2. For V3C video components . . . . .	32
9.3. Grouping framework . . . . .	33
9.4. Offer and answer considerations . . . . .	35

9.4.1. Unicast . . . . .	36
9.4.2. Multicast . . . . .	41
9.5. Declarative SDP considerations . . . . .	42
10. IANA considerations . . . . .	42
10.1. V3C media type registration . . . . .	42
10.2. V3C format parameters SDP attribute . . . . .	42
10.3. V3C grouping type extension . . . . .	43
11. Security considerations . . . . .	43
12. References . . . . .	44
12.1. Normative References . . . . .	44
12.2. Informative References . . . . .	45
Authors' Addresses . . . . .	47

## 1. Introduction

Volumetric video, similar to conventional 2D video, when uncompressed, is represented by a large amount of data. The Visual Volumetric Video-based Coding (V3C) specification [ISO.IEC.23090-5] leverages the compression efficiency of existing 2D video codecs to reduce the amount of data needed for storage and transmission of volumetric video. V3C is a generic mechanism for volumetric video coding, and it can be used by applications targeting volumetric content, such as point clouds, Video-based Point Cloud Compression (V-PCC) [ISO.IEC.23090-5], and immersive video with depth, MPEG Immersive Video (MIV) [ISO.IEC.23090-12].

A V3C encoder converts volumetric frames, i.e., 3D volumetric information, into a collection of 2D frames and associated data, known as atlas data. The converted 2D frames are subsequently coded using any video or image codec, e.g., ISO/IEC International Standard 14496-10 (Advanced Video Coding, AVC/H.264) [ISO.IEC.14496-10], ISO/IEC International Standard 23008-2 (High Efficiency Video Coding, HEVC/H.265) [ISO.IEC.23008-2] or ISO/IEC International Standard 23090-3 (Versatile Video Coding, VVC/H.266) [ISO.IEC.23090-3]. The atlas data is coded with mechanisms specified in [ISO.IEC.23090-5].

V3C utilizes high level syntax (HLS) design, familiar from conventional 2D video codecs, to represent the associated coded data, i.e., atlas data. The coded atlas data is represented by Network Abstraction Layer (NAL) units. Consequently, RTP payload format for V3C atlas data described in this memo shares design philosophy, security, congestion control, and overall implementation complexity with the other NAL unit-based RTP payload formats such as the ones defined in [RFC6184], [RFC6190], and [RFC7798].

## 2. Conventions

The key words "MUST", "MUST NOT", "REQUIRED", "SHALL", "SHALL NOT", "SHOULD", "SHOULD NOT", "RECOMMENDED", "MAY", and "OPTIONAL" in this document are to be interpreted as described in [RFC2119].

The key words "MUST", "MUST NOT", "REQUIRED", "SHALL", "SHALL NOT", "SHOULD", "SHOULD NOT", "RECOMMENDED", "NOT RECOMMENDED", "MAY", and "OPTIONAL" in this document are to be interpreted as described in BCP 14 [RFC2119] [RFC8174] when, and only when, they appear in all capitals, as shown here.

All fields defined in this specification related to RTP payload structures SHALL be considered in network order.

## 3. Definitions, and abbreviations

### 3.1. Definitions

#### 3.1.1. General

This document uses the definitions of [ISO.IEC.23090-5]. Section 3.1.2 below lists relevant definitions from [ISO.IEC.23090-5] for convenience.

#### 3.1.2. Definitions from the V3C specification

**atlas:** collection of 2D bounding boxes and their associated information placed onto a rectangular frame and corresponding to a volume in 3D space on which volumetric data is rendered.

**atlas bitstream:** sequence of bits that forms the representation of atlas frames and associated data forming one or more coded atlas sequences.

**atlas coding layer NAL unit:** collective term for coded atlas tile layer NAL units and the subset of NAL units that have reserved values of `nal_unit_type` that are classified as being of type class equal to ACL in this document.

**atlas frame:** 2D rectangular array of atlas samples onto which patches are projected and additional information related to the patches, corresponding to a volumetric frame.

**attribute:** scalar or vector property optionally associated with each point in a volumetric frame such as colour, reflectance, surface normal, timestamps, material ID, etc.

coded atlas sequence: sequence of coded atlas access units, in decoding order, of an IRAP coded atlas access unit, followed by zero or more coded atlas access units that are not IRAP coded atlas access units, including all subsequent access units up to but not including any subsequent coded atlas access unit that is an IRAP coded atlas access unit.

coded atlas access unit: set of atlas NAL units that are associated with each other according to a specified classification rule, are consecutive in decoding order, and contain all atlas NAL units pertaining to one particular output time.

coded visual volumetric video-based coding (V3C) sequence: sequence of V3C atlas and video sub-bitstream(s) identified and separated by appropriate delimiters, required to start with a VPS, included in at least one V3C unit or provided through external means.

network abstraction layer unit: syntax structure containing an indication of the type of data to follow and bytes containing that data in the form of an RBSP.

patch: rectangular region within an atlas associated with volumetric information.

raw byte sequence payload: syntax structure containing an integer number of bytes that is encapsulated in a NAL unit and that is either empty or has the form of a string of data bits containing syntax elements followed by an RBSP stop bit and zero or more subsequent bits equal to 0.

tile: independently decodable rectangular region of an atlas frame.

visual volumetric video-based coding (V3C) atlas sub-bitstream: extracted sub-bitstream from the V3C bitstream containing whole or portion of an atlas bitstream.

visual volumetric video-based coding (V3C) video sub-bitstream: extracted sub-bitstream from the V3C bitstream containing whole or portion of a video bitstream.

visual volumetric video-based coding (V3C) component: atlas, occupancy, geometry, or attribute of a particular type that is associated with a V3C volumetric content representation.

visual volumetric video-based coding (V3C) parameter set: syntax structure containing syntax elements that apply to zero or more entire CVSs and may be referred to by syntax elements found in the V3C unit header.

volumetric frame: set of 3D points specified by their Cartesian coordinates and zero or more corresponding sets of attributes at a particular time instance.

### 3.2. Abbreviations

ACL atlas coding layer

AP aggregation packet

AU aggregation unit

CVS coded V3C sequence

DON decoding order number

IRAP intra random access point

MTU maximum transmission unit

NAL network abstraction layer

NALU NAL unit

RBSP raw byte sequence payload

V3C visual volumetric video-based coding

VPS V3C parameter set

## 4. Media format description

### 4.1. Overview of the V3C codec (informative)

V3C encoding of a volumetric frame is achieved through a conversion of the volumetric frame from its 3D representation into multiple 2D representations and a generation of associated data documenting such conversions and transformations. The associated data, also known as the atlas data, provides information on how to reproject the 2D representations back into the 3D volumetric frame.

2D representations, known as V3C video components, of volumetric frame are encoded using conventional 2D video codecs. V3C video component may, for example, include occupancy, geometry, or attribute data. The occupancy data informs a V3C decoder which pixels in other V3C video components contribute to reconstructed 3D representation. The geometry data describes information on the position of the reconstructed voxels, while attribute data provides additional properties for the voxels, e.g., colour or material information.

Atlas data, known as V3C atlas component, provides information to interpret V3C video components and enables the reconstruction from a 2D representation back into a 3D representation of volumetric frame. Atlas data is composed of a collection of patches. Each patch identifies a region in the V3C video components and provides information necessary to perform the appropriate inverse projection of the indicated region back into 3D space. The shape of the patch region is determined by a 2D bounding box associated with each patch as well as their coding order. The shape of these patches is also further refined based on occupancy data.

To enable parallelization, random access, as well as a variety of other functionalities, an atlas frame can be divided into one or more rectangular partitions referred to as tiles. Tiles are not allowed to overlap and should be independently decodable. An atlas frame may contain regions that are not associated with any tile or patch.

The binary form of V3C video components, i.e., video bitstream, and V3C atlas components, i.e., atlas bitstream, can be grouped and represented by a single V3C bitstream. The V3C bitstream is composed of a set of V3C units. Each V3C unit has a V3C unit header and a V3C unit payload. The V3C unit header describes the V3C unit type for the payload. V3C unit payload contains V3C video components, V3C atlas components or a V3C parameter set. V3C video components, i.e., occupancy, geometry, or attribute components, correspond to video data units (e.g., NAL units defined in [ISO.IEC.23008-2]) that could be decoded by an appropriate video decoder. An example of V3C bitstream consisting of a V3C parameter set, atlas bitstream and three video component bitstreams (geometry, occupancy, attribute) is provided in Figure 1.

```
+-----+-----+-----+
| V3C Unit(V3C_VPS) | V3C Unit(V3C_AD) | V3C Unit(V3C_GVD) |
+-----+-----+-----+
| V3C Unit(V3C_OVD) | V3C Unit(V3C_AVD) | V3C Unit(V3C_AD) | ...
+-----+-----+-----+
```

Figure 1: Example of V3C bitstream

#### 4.2. V3C parameter set (informative)

This document specifies an encapsulation of V3C atlas data. Aspects related to signalling of V3C parameter set, defined in [ISO.IEC.23090-5], are also considered. V3C parameter set is encapsulated in its own V3C unit, which allows decoupling the transmission of V3C parameter set from the V3C video and atlas components. The V3C parameter set can be transmitted by external means (e.g., as a result of the capability exchange) or through a (reliable or unreliable) control protocol. Section 9 of this document specifies how a V3C parameter set can be signalled using the session description protocol.

Generally, it is useful to signal V3C parameter set out-of-band, because it describes what overall resources are needed to decode and reconstruct the associated V3C bitstream. Signalling it dynamically as part of an RTP stream might result in undefined behaviour when receiver does not have the required capabilities to decode the received V3C video component sub-bitstreams or when reconstruction process relies on information that the receiver does not support.

#### 4.3. V3C atlas and video components (informative)

##### 4.3.1. General

In the V3C bitstream the atlas component is identified by `vuh_unit_type` equal to `V3C_AD`, or `V3C_CAD` in case of common atlas data, in the V3C unit header. The V3C atlas component consists of atlas NAL units that define header and payload pairs, see Section 4.3.2. V3C video components are identified by `vuh_unit_type` equal to `V3C_OVD`, `V3C_GVD`, `V3C_AVD`, and `V3C_PVD`. V3C video components can be further differentiated by other values in the V3C unit header such as `vuh_attribute_index`, `vuh_attribute_partition_index`, `vuh_map_index`, and `vuh_auxiliary_video_flag`. By mapping the V3C parameter set information to `vuh_attribute_index`, a V3C decoder identifies which attribute a given V3C video component contains, e.g., colour.

The information supplied by V3C unit header should be provided in one form or another to a V3C decoder, e.g., as part of SDP as described in this memo in Section 9. The four-byte V3C unit header syntax and semantics are copied below as defined in [ISO.IEC.23090-5], but the syntax is subject to change. Implementations should always refer to the latest specification of [ISO.IEC.23090-5]. The syntax of four-byte V3C unit header is provided here for informative purposes only. The integers in the parentheses, e.g., unsigned int(5), indicate the number of bits used by the syntax element.



```

v3c_unit_header( ) {
  unsigned int(5) vuh_unit_type;
  if( vuh_unit_type == V3C_AVD || vuh_unit_type == V3C_GVD ||
     vuh_unit_type == V3C_OVD || vuh_unit_type == V3C_AD ||
     vuh_unit_type == V3C_CAD || vuh_unit_type == V3C_PVD ) {
    unsigned int(4) vuh_v3c_parameter_set_id;
  }
  if( vuh_unit_type == V3C_AVD || vuh_unit_type == V3C_GVD ||
     vuh_unit_type == V3C_OVD || vuh_unit_type == V3C_AD ||
     vuh_unit_type == V3C_PVD ) {
    unsigned int(6) vuh_atlas_id;
  }
  if( vuh_unit_type == V3C_AVD ) {
    unsigned int(7) vuh_attribute_index;
    unsigned int(5) vuh_attribute_partition_index;
    unsigned int(4) vuh_map_index;
    unsigned int(1) vuh_auxiliary_video_flag;
  }
  else if( vuh_unit_type == V3C_GVD ) {
    unsigned int(4) vuh_map_index;
    unsigned int(1) vuh_auxiliary_video_flag;
    bit(12) vuh_reserved_zero_12bits;
  }
  else if( vuh_unit_type == V3C_OVD || vuh_unit_type == V3C_AD ||
     vuh_unit_type == V3C_PVD ) {
    bit(17) vuh_reserved_zero_17bits;
  }
  else if( vuh_unit_type == V3C_CAD ) {
    bit(23) vuh_reserved_zero_23bits;
  }
  else {
    bit(27) vuh_reserved_zero_27bits;
  }
}

```

vuh\_unit\_type indicates the V3C unit type for the V3C component as specified in [ISO.IEC.23090-5]. As a convenience, the mapping table from vuh\_unit\_type values to semantics is copied below in Table 1.

vuh_unit_type	Identifier	V3C unit type	Description
0	V3C_VPS	V3C parameter set	V3C level parameters
1	V3C_AD	Atlas data	Atlas information
2	V3C_OVD	Occupancy video data	Occupancy information
3	V3C_GVD	Geometry video data	Geometry information
4	V3C_AVD	Attribute video data	Attribute information
5	V3C_PVD	Packed video data	Packing information
6	V3C_CAD	Common atlas data	Information that is common for atlases in a CVS. Specified in ISO/IEC 23090-12
7...31	V3C_RSVD	Reserved	-

Table 1: V3C unit type semantics

vuh\_v3c\_parameter\_set\_id specifies the value of vps\_v3c\_parameter\_set\_id for the active V3C VPS.

vuh\_atlas\_id specifies the ID of the atlas that corresponds to the current V3C unit.

vuh\_attribute\_index indicates the index of the attribute data carried in the Attribute Video Data unit.

vuh\_attribute\_partition\_index indicates the index of the attribute dimension group carried in the attribute video data unit.

`vuh_map_index` when present indicates the map index of the current geometry or attribute stream. When not present, the map index of the current geometry or attribute sub-bitstream is derived based on the type of the sub-bitstream.

`vuh_auxiliary_video_flag` equal indicates if the associated geometry or attribute video data unit is a RAW and/or EOM coded points video only sub-bitstream.

#### 4.3.2. Atlas NAL units

Atlas NAL unit (`nal_unit(NumBytesInNalUnit)`) is a byte-aligned syntax structure defined by [ISO.IEC.23090-5] to carry atlas data. Atlas NAL unit always contains a 16-bit NAL unit header (`nal_unit_header()`), which indicates among other things the type of the NAL unit (`nal_unit_type`). The payload of a NAL unit refers to the NAL unit excluding the NAL unit header. The Atlas NAL unit syntax and semantics are copied here as defined in [ISO.IEC.23090-5].

```
nal_unit_header(){
    bit(1) nal_forbidden_zero_bit;
    bit(6) nal_unit_type;
    bit(6) nal_layer_id;
    bit(3) nal_temporal_id_plus1;
}
nal_unit(NumBytesInNalUnit){
    nal_unit_header();
    NumBytesInRbsp = 0;
    for( i = 2; i < NumBytesInNalUnit; i++ )
        bit(8) rbsp_byte[ NumBytesInRbsp++ ];
}
```

`nal_forbidden_zero_bit` MUST be equal to 0.

`nal_unit_type` indicates the type of the RBSP data structure contained in the NAL unit.

`nal_layer_id` indicates the identifier of the layer to which an ACL NAL unit belongs or the identifier of a layer to which a non-ACL NAL unit applies.

`nal_temporal_id_plus1` minus 1 indicates a temporal identifier for the NAL unit. The value of `nal_temporal_id_plus1` MUST NOT be equal to 0.

#### 4.4. Systems and transport interfaces (informative)

In addition to releasing specifications on V3C applications [ISO.IEC.23090-5] and [ISO.IEC.23090-12], MPEG conducted further systems level work on file formats to encapsulate compressed V3C content. The seventh edition of the ISOBMFF specification [ISO.IEC.14496-12] introduces a new media handler 'volv', intended to support volumetric visual media. It also specifies other structures to enable development of derived specifications detailing how various volumetric visual media may be stored in ISOBMFF.

One of such derived specifications is [ISO.IEC.23090-10], which defines how V3C content can be stored in a file and streamed over DASH. To a large extent ISO/IEC 23090-10 focuses on describing how ISOBMFF boxes and syntax elements may be used to store volumetric media, but in some cases new boxes and syntax elements are introduced to accommodate the fundamentally different type of new media. While the specification is not directly relevant for defining RTP payload format for V3C atlas data, it is a useful resource that may be considered especially when designing ingestion of encoded V3C content into RTP streaming pipelines.

### 5. V3C atlas RTP payload format

#### 5.1. General

This section describes details related to V3C atlas RTP payload format definitions. Aspects related to RTP header, RTP payload header and general payload structure are considered. RTP payload format(s) for video components is defined in their respective RTP payload format specifications depending on the video codec used.

#### 5.2. RTP header

The format of the RTP header is specified in [RFC3550] and replicated below in Figure 2 for convenience. This payload format uses the fields of the header in a manner consistent with that specification.

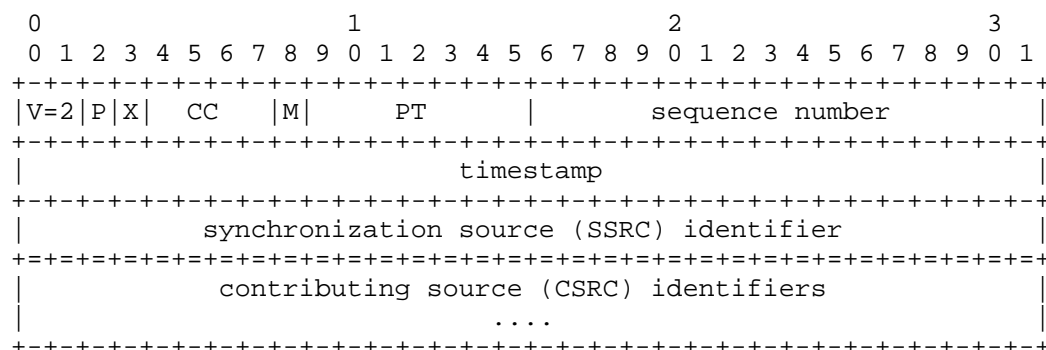


Figure 2: RTP Header

The RTP header information to be set according to this RTP payload format is set as follows:

Marker bit (M): 1 bit

Set for the last packet of the access unit, carried in the current RTP stream. This is in line with the normal use of the M bit in video formats to allow an efficient playout buffer handling.

Payload Type (PT): 7 bits

The assignment of an RTP payload type for this new packet format is outside the scope of this document and will not be specified here. The assignment of a payload type MUST be performed either through the profile used or in a dynamic way.

Sequence Number (SN): 16 bits

Set and used in accordance with [RFC3550].

Timestamp: 32 bits

The RTP timestamp is set to the sampling timestamp of the content. A 90 kHz clock rate MUST be used.

If the NAL unit has no timing properties of its own (e.g., parameter set and SEI NAL units), the RTP timestamp MUST be set to the RTP timestamp of the coded atlas of the access unit in which the NAL unit (according to Section 8.4.5.3 of [ISO.IEC.23090-5]) is included.

Receivers MUST use the RTP timestamp for the display process, even when the bitstream contains atlas frame timing SEI messages as specified in [ISO.IEC.23090-5].

Synchronization source (SSRC): 32 bits

Used to identify the source of the RTP packets. By definition, a single SSRC is used for all parts of a single bitstream.

The remaining RTP header fields are used as specified in [RFC3550].

### 5.3. RTP payload header

The first two bytes of the payload of an RTP packet are referred to as the payload header. The payload header consists of the same fields (F, NUT, NLI, and TID) as the NAL unit header as shown in Section 4.3.2, irrespective of the type of the payload structure. For convenience, the structure of RTP payload header is described below in Figure 3.

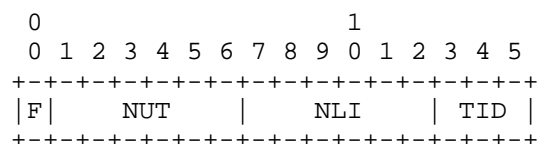


Figure 3: RTP Payload Header

F: the `nal_forbidden_zero_bit` as specified in [ISO.IEC.23090-5] MUST be equal to 0.

NUT: the `nal_unit_type` as specified in [ISO.IEC.23090-5] defines the type of the RBSP data structure contained in the NAL unit payload. The NUT value could carry other meaning depending on the RTP packet type.

NLI: the `nal_layer_id` as specified in [ISO.IEC.23090-5] defines the identifier of the layer to which an ACL NAL unit belongs or the identifier of a layer to which a non-ACL NAL unit applies.

TID: the `nal_temporal_id_plus1` minus 1 as specified in [ISO.IEC.23090-5] defines a temporal identifier for the NAL unit. The value of `nal_temporal_id_plus1` MUST NOT be equal to 0.

### 5.4. Payload structures

#### 5.4.1. General

Three different types of RTP packet payload structures are specified. A receiver can identify the payload structure by the first two bytes of the RTP packet payload, which co-serves as the RTP payload header. These two bytes are always structured as a NAL unit header. The NAL unit type field indicates which structure is present in the payload.

The three different payload structures are as follows:

- \* Single NAL Unit Packet: Contains a single NAL unit in the payload. This payload structure is specified in Section 5.4.2.
- \* Aggregation Packet: Contains multiple NAL units in a single RTP payload. This payload structure is specified in Section 5.4.3.
- \* Fragmentation Unit: Contains a subset of a single NAL unit. This payload structure is specified in Section 5.4.4.

NOTE: (informative) This memo does not limit the size of NAL units encapsulated in NAL unit packets and fragmentation units.

[ISO.IEC.23090-5] does not restrict the maximum size of a NAL unit directly either. Instead, a NAL unit sample stream format may be used, which provides flexibility to signal NAL unit size up to `UINT64_MAX` bytes.

#### 5.4.2. Single NAL unit packet

Single NAL unit packet contains exactly one NAL unit, and consists of an RTP payload header and the following conditional fields: 16-bit DONL and 16-bit v3c-tile-id. The rest of the payload data contains the NAL unit payload data (excluding the NAL unit header). A single NAL unit packet MUST only contain atlas NAL units of the types defined in Table 4 of [ISO.IEC.23090-5]. The structure of the single NAL unit packet is shown below in Figure 4.

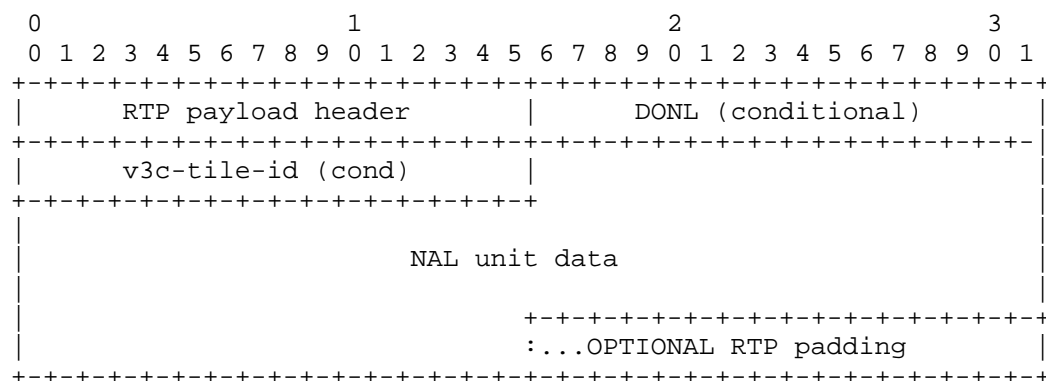


Figure 4: Single NAL unit packet

The RTP payload header MUST be an exact copy of the NAL unit header of the contained NAL unit.

A NAL unit stream composed by de-packetizing single NAL unit packets in RTP sequence number order MUST conform to the NAL unit decoding order, when DONL is not present.

The DONL field, when present, specifies the value of the 16-bit decoding order number of the contained NAL unit. If sprop-max-don-diff is greater than 0 for any of the RTP streams, the DONL field MUST be present, and the variable DONL for the contained NAL unit is derived as equal to the value of the DONL field. Otherwise (sprop-max-don-diff is equal to 0 for all the RTP streams), the DONL field MUST NOT be present.

The v3c-tile-id field, when present, specifies the 16-bit tile identifier for the NAL unit, as signalled in V3C atlas tile header defined in [ISO.IEC.23090-5]. If sprop-v3c-tile-id-pres is equal to 1 and RTP payload header NUT is in range 0-35, inclusive, the v3c-tile-id field MUST be present. Otherwise, the v3c-tile-id field MUST NOT be present.

NOTE: (informative) Only values for NAL unit type (NUT) in range 0-35, inclusive, are allocated for atlas tile layer data in [ISO/IEC 23090-5].

#### 5.4.3. Aggregation packet

Aggregation Packets (APs) enable the reduction of packetization overhead for small NAL units, such as most of the non-ACL NAL units, which are often only a few octets in size.



Aggregation packets MAY be used to wrap multiple NAL units belonging to the same access unit in a single RTP payload. The first two bytes of an AP MUST contain the RTP payload header. The NAL unit type (NUT) for the NAL unit header contained in the RTP payload header MUST be equal to 56, which falls in the unspecified range of the NAL unit types defined in [ISO.IEC.23090-5]. An AP MAY contain a conditional v3c-tile-id field. An AP MUST contain two or more aggregation units. The structure of an AP is shown in Figure 5.

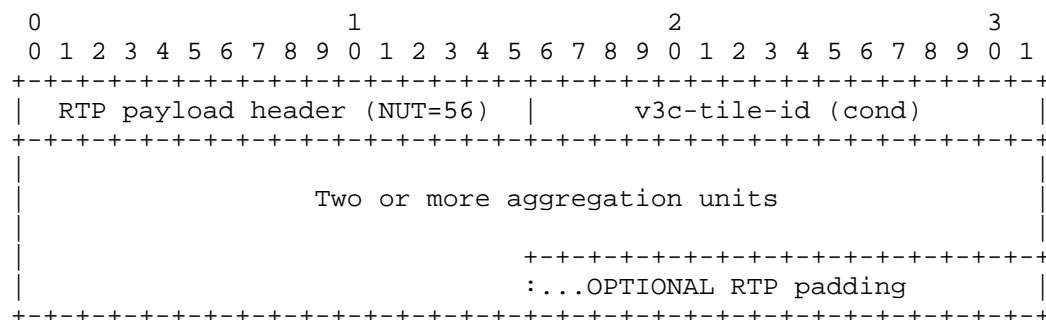


Figure 5: Aggregation Packet (AP)

The fields in the payload header are set as follows. The F bit MUST be equal to 0 if the F bit of each aggregated NAL unit is equal to zero; otherwise, it MUST be equal to 1. The NUT field MUST be equal to 56. The value of NLI MUST be equal to the lowest value of NLI of all the aggregated NAL units. The value of TID MUST be the lowest value of TID of all the aggregated NAL units.

All ACL NAL units in an aggregation packet have the same TID value since they belong to the same access unit. However, the packet MAY contain non-ACL NAL units for which the TID value in the NAL unit header MAY be different than the TID value of the ACL NAL units in the same AP.

The v3c-tile-id field, when present, specifies the 16-bit tile identifier for all ACL NAL units in the AP. If sprop-v3c-tile-id-pres is equal to 1, the v3c-tile-id field **MUST** be present. Otherwise, the v3c-tile-id field **MUST NOT** be present.

[illegible]

Figure 6: Aggregation Unit (AU)

If `sprop-max-don-diff` is greater than 0 for any of the RTP streams, an AU begins with the DOND / DONL field. The first AU in the AP contains DONL field, which specifies the 16-bit value of the decoding order number of the aggregated NAL unit. The variable DON for the aggregated NAL unit is derived as equal to the value of the DONL field. All subsequent AUs in the AP MUST contain an (8-bit) DOND field, which specifies the difference between the decoding order number values of the current aggregated NAL unit and the preceding aggregated NAL unit in the same AP. The variable DON for the aggregated NAL unit is derived as equal to the DON of the preceding aggregated NAL unit in the same AP plus the value of the DOND field plus 1 modulo 65536.

When sprop-max-don-diff is equal to 0 for all the RTP streams, DOND / DONL fields MUST NOT be present in an aggregation unit. The aggregation units MUST be stored in the aggregation packet so that the decoding order of the containing NAL units is preserved. This means that the first aggregation unit in the aggregation packet SHOULD contain the NAL unit that SHOULD be decoded first.

If sprop-v3c-tile-id-pres is equal to 2 and the AU NAL unit header type is in range 0-35, inclusive, the 16-bit v3c-tile-id field MUST be present in the aggregation unit after the conditional DOND/DONL field, otherwise v3c-tile-id field MUST NOT be present in the aggregation unit.

The conditional fields of the aggregation unit are followed by a 16-bit NALU size field, which provides the size of the NAL unit (in bytes) in the aggregation unit. The remainder of the data in the aggregation unit SHOULD contain the NAL unit (including the unmodified NAL unit header).

#### 5.4.4. Fragmentation unit

Fragmentation Units (FUs) are introduced to enable fragmenting a single NAL unit into multiple RTP packets, possibly without co-operation or knowledge of the encoder. A fragment of a NAL unit consists of an integer number of consecutive octets of that NAL unit. Fragments of the same NAL unit **MUST** be sent in consecutive order with ascending RTP sequence numbers (with no other RTP packets within the same RTP stream being sent between the first and last fragment).

When a NAL unit is fragmented and conveyed within FUs, it is referred to as a fragmented NAL unit. Aggregation packets MUST NOT be fragmented. FUS MUST NOT be nested; i.e., an FU MUST NOT contain a subset of another FU. The RTP header timestamp of an RTP packet carrying an FU is set to the NALU-time of the fragmented NAL unit.

An FU consists of an RTP payload header with NUT equal to 57, an 8-bit FU header, a conditional 16-bit DONL field, a conditional 16-bit v3c-tile-id field, and an FU payload. The structure of an FU is illustrated below in Figure 7.

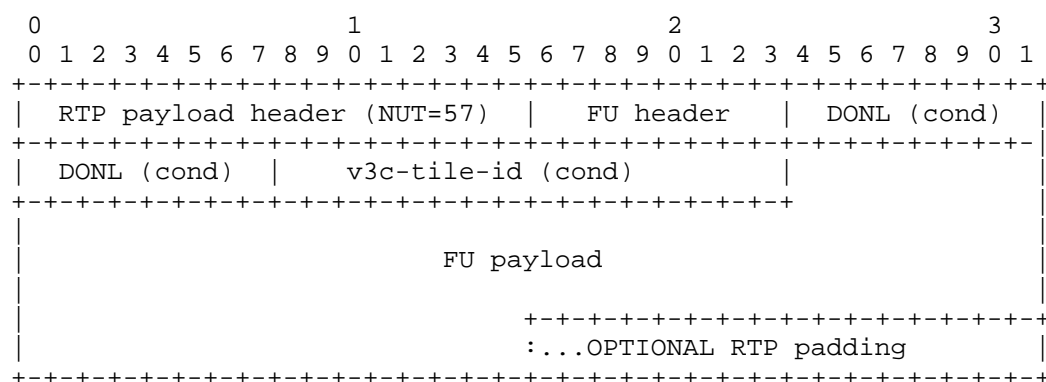


Figure 7: Fragmentation Unit

The fields in the RTP payload header are set as follows. The NUT field MUST be equal to 57. The rest of the fields MUST be equal to the fragmented NAL unit.

The FU header consists of an S bit, an E bit, and a 6-bit FUT field. The structure of FU header is illustrated below in Figure 8.

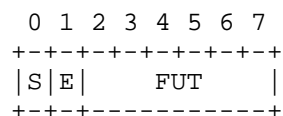


Figure 8: Fragmentation unit header

When set to 1, the S bit indicates the start of a fragmented NAL unit, i.e., the first byte of the FU payload is also the first byte of the payload of the fragmented NAL unit. When the FU payload is not the start of the fragmented NAL unit payload, the S bit MUST be set to 0.

When set to 1, the E bit indicates the end of a fragmented NAL unit, i.e., the last byte of the payload is also the last byte of the fragmented NAL unit. When the FU payload is not the last fragment of a fragmented NAL unit, the E bit MUST be set to 0.

The field FUT MUST be equal to the nal\_unit\_type field of the fragmented NAL unit.

A non-fragmented NAL unit MUST NOT be transmitted in one FU; i.e., the Start bit and End bit MUST NOT both be set to 1 in the same FU header.

The DONL field, when present, specifies the value of the 16-bit decoding order number of the fragmented NAL unit. If sprop-max-don-diff is greater than 0 for any of the RTP streams, and the S bit is equal to 1, the DONL field MUST be present in the FU, and the variable DON for the fragmented NAL unit is derived as equal to the value of the DONL field. Otherwise (sprop-max-don-diff is equal to 0 for all the RTP streams, or the S bit is equal to 0), the DONL field MUST NOT be present in the FU.

The v3c-tile-id field, when present, specifies the 16-bit tile identifier for the fragmented NAL unit. If sprop-v3c-tile-id-pres is equal to 1, FUT is in range 0-35, and the S bit is equal to 1, the v3c-tile-id field MUST be present after the conditional DONL field. Otherwise, the v3c-tile-id field MUST NOT be present.

The FU payload consists of fragments of the payload of the fragmented NAL unit so that if the FU payloads of consecutive FUs, starting with an FU with the S bit equal to 1 and ending with an FU with the E bit equal to 1, are sequentially concatenated, the payload of the fragmented NAL unit can be reconstructed.

The NAL unit header of the fragmented NAL unit is not included as such in the FU payload, but rather the information of the NAL unit header of the fragmented NAL unit is conveyed in F, NLI, and TID fields of the RTP payload headers of the FUs and the FUT field of the FU header. An FU payload MUST NOT be empty.

If an FU is lost, the receiver SHOULD discard all following fragmentation units in transmission order corresponding to the same fragmented NAL unit, unless the decoder in the receiver is known to be prepared to gracefully handle incomplete NAL units.

#### 5.4.5. Example of fragmentation unit (informative)

This example illustrates how fragmentation unit may be used to divide one NAL unit into two RTP packets. The Figure 9 depicts the structure of the first packet with the first part of the fragmented NAL unit.

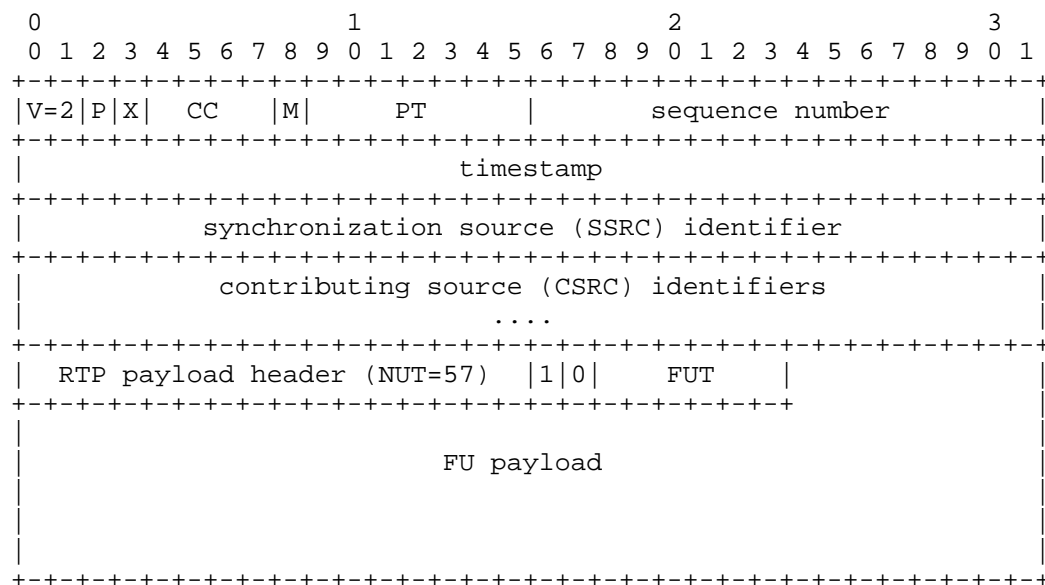


Figure 9: First packet of fragmented NAL unit

The Figure 10 visualizes the structure of the second packet with the rest of the fragmented NAL unit.

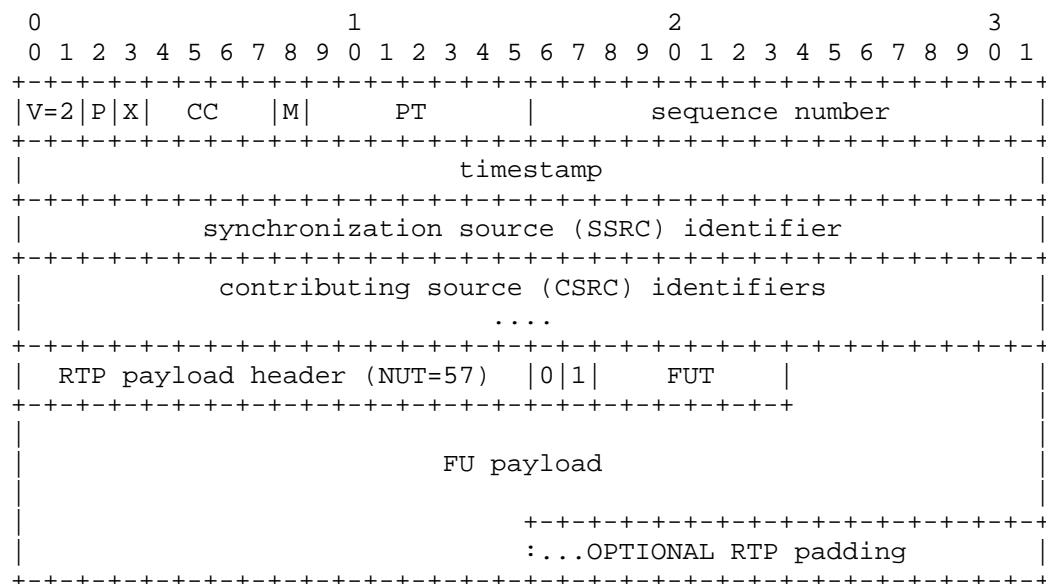


Figure 10: Second packet of fragmented NAL unit

#### 5.5. Decoding order number

For each atlas NAL unit, the variable AbsDon is derived, representing the decoding order number that is indicative of the NAL unit decoding order. Let NAL unit  $n$  be the  $n$ -th NAL unit in transmission order within an RTP stream.

If sprop-max-don-diff is equal to 0 for all the RTP streams carrying the atlas bitstream, AbsDon[ $n$ ], the value of AbsDon for NAL unit  $n$ , is derived as equal to  $n$ .

Otherwise (sprop-max-don-diff is greater than 0 for any of the RTP streams), AbsDon[ $n$ ] is derived as follows, where DON[ $n$ ] is the value of the variable DON for NAL unit  $n$ :

```
If (n == 0)
  AbsDon[n] = DON[0]
Else
  If (DON[n] == DON[n-1])
    AbsDon[n] = AbsDon[n-1]
  If (DON[n] > DON[n-1] and DON[n] - DON[n-1] < 32768)
    AbsDon[n] = AbsDon[n-1] + DON[n] - DON[n-1]
  If (DON[n] < DON[n-1] and DON[n-1] - DON[n] >= 32768)
    AbsDon[n] = AbsDon[n-1] + 65536 - DON[n-1] + DON[n]
  If (DON[n] > DON[n-1] and DON[n] - DON[n-1] >= 32768)
    AbsDon[n] = AbsDon[n-1] - (DON[n-1] + 65536 - DON[n])
  If (DON[n] < DON[n-1] and DON[n-1] - DON[n] < 32768)
    AbsDon[n] = AbsDon[n-1] - (DON[n-1] - DON[n])
```

For any two NAL units m and n, the following applies:

- \* AbsDon[n] greater than AbsDon[m] indicates that NAL unit n follows NAL unit m in NAL unit decoding order.
- \* When AbsDon[n] is equal to AbsDon[m], the NAL unit decoding order of the two NAL units can be in either order.
- \* AbsDon[n] less than AbsDon[m] indicates that NAL unit n precedes NAL unit m in decoding order.

## 6. Packetization and de-packetization rules

The following packetization rules apply for V3C atlas data:

- \* If sprop-max-don-diff is greater than 0 for any of the RTP streams, the transmission order of NAL units carried in the RTP stream MAY be different than the NAL unit decoding order and the NAL unit output order. Otherwise (sprop-max-don-diff is equal to 0 for all the RTP streams), the transmission order of NAL units carried in the RTP stream MUST be the same as the NAL unit decoding order.
- \* A NAL unit of a small size SHOULD be encapsulated in an aggregation packet together with one or more other NAL units in order to avoid the unnecessary packetization overhead for small NAL units. For example, non-ACL NAL units such as access unit delimiters, parameter sets, or SEI NAL units are typically small and can often be aggregated with ACL NAL units without violating MTU size constraints.

- \* Each non-ACL NAL unit SHOULD, when possible, from an MTU size perspective, be encapsulated in an aggregation packet together with its associated ACL NAL unit, as typically a non-ACL NAL unit would be meaningless without the associated ACL NAL unit being available.
- \* For carrying exactly one NAL unit in an RTP packet, a single NAL unit packet (Section 5.4.2) MUST be used.

The general concept behind de-packetization is to get the NAL units out of the RTP packets in an RTP stream and all RTP streams the RTP stream depends on, if any, and pass them to the decoder in the NAL unit decoding order.

The de-packetization process is implementation dependent. Therefore, the following de-packetization rules SHOULD be taken as an example.

- \* All normal RTP mechanisms related to buffer management apply. In particular, duplicated or outdated RTP packets (as indicated by the RTP sequence number and the RTP timestamp) are removed. To determine the exact time for decoding, factors such as a possible intentional delay to allow for proper inter-stream synchronization must be factored in.
- \* NAL units with NAL unit type values in the range of 0 to 55, inclusive, may be passed to the decoder. NAL-unit-like structures with NAL unit type values in the range of 56 to 63, inclusive, MUST NOT be passed to the decoder.
- \* When sprop-max-don-diff is equal to 0 for the received RTP stream, the NAL units carried in the RTP stream MAY be directly passed to the decoder in their transmission order, which is identical to their decoding order.
- \* When sprop-max-don-diff is greater than 0 for any of the received RTP streams, the received NAL units need to be arranged into decoding order before handing them over to the decoder.
- \* For further de-packetization examples, the reader is referred to Section 6 of [RFC7798].

Regarding the packetization of V3C video component data, the respective RTP video payload specification(s) define how packetization and de-packetization should be handled.



## 7. Payload format parameters

This section specifies the optional parameters. A mapping of the parameters into the Session Description Protocol (SDP) [RFC8866] is also provided for applications that use SDP. Equivalent parameters could be defined elsewhere for use with control protocols that do not use SDP.

### 7.1. Media type registration

The receiver MUST ignore any parameter unspecified in this memo.

Type name: application

Subtype name: v3c

Required parameters: N/A

Optional parameters: sprop-v3c-unit-header, sprop-v3c-unit-type, sprop-v3c-vps-id, sprop-v3c-atlas-id, sprop-v3c-attr-idx, sprop-v3c-attr-part-idx, sprop-v3c-map-idx, sprop-v3c-aux-video-flag, sprop-v3c-parameter-set, sprop-v3c-tile-id, sprop-v3c-tile-id-pres, sprop-v3c-atlas-data, sprop-v3c-common-atlas-data, sprop-v3c-sei, v3c-ptl-level-idx, v3c-ptl-tier-flag, v3c-ptl-codec-idx, v3c-ptl-toolset-idx, v3c-ptl-rec-idx and sprop-max-don-diff.

Encoding considerations: framed

Security considerations: Please see Section 11.

Interoperability considerations: N/A

Published specification: "this memo"

RFC-EDITOR: Please replace "this memo" with the published RFC number

Applications that use this media type: Any application that relies on V3C-based media services over RTP

Additional information: N/A

Person & email address to contact for further information: Lauri Ilola (lauri.ilola@nokia.com) or Lukasz Kondrad (lukasz.kondrad@nokia.com)

Intended usage: COMMON

Restrictions on usage: This media type depends on RTP framing and, hence, is only defined for transfer via RTP [RFC3550]. Transport within other framing protocols is not defined at this time.

Author: See Authors' Addresses section of this memo

Change controller: IETF avtcore@ietf.org (mailto:avtcore@ietf.org)

Provisional registration? (standards tree only): No

## 7.2. Optional parameters definition

### sprop-v3c-unit-header:

provides bytes corresponding to a V3C unit header as defined in [ISO.IEC.23090-5]. The value contains base64 encoded [RFC4648] representation of the 4 bytes of V3C unit header.

### sprop-v3c-unit-type:

sprop-v3c-unit-type provides a V3C unit type value corresponding to vuh\_unit\_type defined in [ISO.IEC.23090-5], i.e., defines V3C sub-bitstream type.

### sprop-v3c-vps-id:

sprop-v3c-vps-id provides a value corresponding to vuh\_v3c\_parameter\_set\_id defined in [ISO.IEC.23090-5].

### sprop-v3c-atlas-id:

sprop-v3c-atlas-id provides a value corresponding to vuh\_atlas\_id defined in [ISO.IEC.23090-5].

### sprop-v3c-attr-idx:

sprop-v3c-attr-idx provides a value corresponding to vuh\_attribute\_index defined in [ISO.IEC.23090-5].

### sprop-v3c-attr-part-idx:

sprop-v3c-attr-part-idx provides a value corresponding to vuh\_attribute\_partition\_index defined in [ISO.IEC.23090-5].

### sprop-v3c-map-idx:

sprop-v3c-map-idx provides a value corresponding to vuh\_map\_index defined in [ISO.IEC.23090-5].

**sprop-v3c-aux-video-flag:**

sprop-v3c-aux-video-flag provides a value corresponding to vuh\_auxiliary\_video\_flag defined in [ISO.IEC.23090-5].

**sprop-v3c-parameter-set:**

sprop-v3c-parameter-set provides V3C parameter set bytes as defined in [ISO.IEC.23090-5]. The value contains base64 encoded [RFC4648] representation of the V3C parameter set bytes.

**sprop-v3c-tile-id:**

sprop-v3c-tile-id indicates that the RTP stream contains only portion of the tiles in the atlas. sprop-v3c-tile-id is a comma-separated ('(',')') list of integer values, which indicate the sprop-v3c-tile-ids that are present in the RTP stream.

**sprop-v3c-tile-id-pres:**

sprop-v3c-tile-id-pres indicates that the RTP packets contain v3c-tile-id field.

**sprop-v3c-atlas-data:**

sprop-v3c-atlas-data MAY be used to convey any atlas data NAL units of the V3C atlas sub bitstream for out-of-band transmission. The value is a comma-separated ('(',')') list of encoded representations of the atlas NAL units as specified in [ISO.IEC.23090-5]. The NAL units SHOULD be encoded as base64 [RFC4648] representations.

**sprop-v3c-common-atlas-data:**

sprop-v3c-common-atlas-data MAY be used to convey common atlas data NAL units of the V3C common atlas sub bitstream for out-of-band transmission. The value is a comma-separated ('(',')') list of encoded representations of the common atlas NAL units (i.e., NAL\_CASPS and NAL\_CAF\_IDR) as specified in [ISO.IEC.23090-5]. The NAL units SHOULD be encoded as base64 [RFC4648] representations.

**sprop-v3c-sei:**

sprop-v3c-sei MAY be used to convey SEI NAL units of V3C atlas and common atlas sub bitstreams for out-of-band transmission. The value is a comma-separated ('(',')') list of encoded representations of SEI NAL units (i.e., NAL\_PREFIX\_NSEI and NAL\_SUFFIX\_NSEI, NAL\_PREFIX\_ESEI, NAL\_SUFFIX\_ESEI) as specified in [ISO.IEC.23090-5]. The SEI NAL units SHOULD be encoded as base64 [RFC4648] representations.

**v3c-ptl-level-idc:**

v3c-ptl-level-idc provides a value corresponding to `ptl_level_idc` defined in [ISO.IEC.23090-5].

**v3c-ptl-tier-flag:**

v3c-ptl-tier-flag provides a value corresponding to `ptl_tier_flag` defined in [ISO.IEC.23090-5].

**v3c-ptl-codec-idc:**

v3c-ptl-codec-idc provides a value corresponding to `ptl_profile_codec_group_idc` defined in [ISO.IEC.23090-5].

**v3c-ptl-toolset-idc:**

v3c-ptl-toolset-idc provides a value corresponding to `ptl_profile_toolset_idc` defined in [ISO.IEC.23090-5].

**v3c-ptl-rec-idc:**

v3c-ptl-rec-idc provides a value corresponding to `ptl_profile_reconstruction_idc` defined in [ISO.IEC.23090-5].

**sprop-max-don-diff:**

If the transmission order of NAL units in the RTP stream(s) is the same as the decoding and NAL unit output order, this parameter must be equal to 0.

Otherwise, if the decoding order of the NAL units of the RTP stream(s) is the same as the NAL unit transmission order but not the same as NAL unit output order, the value of this parameter MUST be equal to 1.

Otherwise, this parameter specifies the maximum absolute difference between the decoding order number (i.e., `AbsDon`) values of any two NAL units `naluA` and `naluB`, where `naluA` follows `naluB` in decoding order and precedes `naluB` in transmission order.

The value of `sprop-max-don-diff` MUST be an integer in the range of 0 to 32767, inclusive.

When not present, the value of `sprop-max-don-diff` is inferred to be equal to 0.

## 8. Congestion control considerations

Congestion control for RTP SHALL be used in accordance with RTP [RFC3550] and with any applicable RTP profile, e.g., AVP [RFC3551].

If a best-effort service is being used, users of this payload format MUST monitor packet loss to ensure that the packet loss rate is within an acceptable range. Packet loss is considered acceptable if a TCP flow across the same network path, and experiencing the same network conditions, would achieve an average throughput, measured on a reasonable timescale, that is not less than that of the RTP flow (see section 10 of [RFC3550]).

This condition can be satisfied by implementing congestion-control mechanisms to adapt the transmission rate. A simple bitrate adaptation for congestion control can be achieved when real-time coding is used for V3C video components, where quality parameter can be adaptively tuned. Video coding specifications MAY define further adaptation techniques.

An alternative method is to arrange for a receiver to leave the session if the loss rate is unacceptably high, for example using a Circuit Breaker [RFC8083] that defines criteria for when one the RTP flow must stop sending RTP Packet Streams.

## 9. Session description protocol

A new attribute "v3cfmtp" is defined for carrying V3C format media type parameters in the corresponding fields of the Session Description Protocol (SDP) [RFC8866]. Grouping framework [RFC5888] is used to indicate which media lines (video and application) in the SDP constitute a V3C representation.

### 9.1. V3C format parameters "v3cfmtp" attribute

This memo defines a new attribute for SDP, intended to carry V3C specific media format parameters. Its functionality is similar to "a=fmtp", with the exception that it SHALL be used without the fmt-token and that it can be used also on a session level. The attribute allows to associate V3C specific media format parameters with any media line in SDP.

Contact name: See Authors' Addresses section of this memo.

Contact email address: See Authors' Addresses section of this memo.

Attribute name: v3cfmtp

Attribute value: v3cfmtp-value

Attribute syntax:

```
v3cfmtp-value = byte-string
; Notes:
; - The V3C format parameters are V3C media type parameters and
;   need to reflect their syntax.
; - "byte-string" is as defined in RFC 8866.
```

Attribute semantics: "v3cfmtp-value" is a byte-string, as defined in [RFC8866], which MUST contain at least one V3C specific media format parameter as a "parameter=value"-pair as defined in this memo. Multiple semicolon-separated V3C media "parameter=value"-pairs MAY be stored in the byte-string to be conveyed by SDP and given unchanged to the media tool that will use this format. White spaces in the byte-string SHALL be ignored.

Usage level: session, media

Charset dependent: no

Purpose: This attribute allows parameters that are specific to a V3C format to be conveyed in a way that SDP does not have to understand them. It allows to associate V3C specific parameters with the session or with any media line. Parameters signalled as part of session level attribute take effect when conflicting parameters are signalled as media level attribute.

O/A procedures: v3cfmtp attribute MAY be present both in offers and answers

Mux Category: NORMAL

Reference: "this memo"

RFC-EDITOR: Please replace "this memo" with the published RFC number

Example: First line describes session level usage of the attribute, signaling a V3C parameter set. Second line describes media level attribute, signaling V3C unit header and profile tier level flag for the associated media line.

```
a=v3cfmtp:sprop-v3c-parameter-set=AUH/AAAP/zwAAAAAACgIAtEAgQLAIAAUQ
BACWAM5QEDgQCAIAAAAABP8CzwAAAAAAAAAQAAAtAE/wLPAAAAAAAg=;
```

```
a=v3cfmtp:sprop-v3c-unit-header=CAAAAA==;v3c-ptl-tier-flag=1;
```

## 9.2. Mapping of payload type parameters to SDP

### 9.2.1. For V3C atlas components

- \* The media name in the "m=" line of SDP MUST be application.
- \* The encoding name in the "a=rtpmap" line of SDP MUST be v3c
- \* The clock rate in the "a=rtpmap" line MUST be 90000.
- \* The OPTIONAL parameters sprop-v3c-atlas-data, sprop-v3c-common-atlas-data, sprop-v3c-sei, sprop-v3c-tile-id, sprop-v3c-tile-id-pres, when present, MUST be included in the "a=fmtp" line of SDP. This parameter is expressed as a media type string, in the form of a semicolon-separated list of parameter=value pairs.
- \* The OPTIONAL parameters sprop-v3c-unit-header, sprop-v3c-unit-type, sprop-v3c-vps-id, sprop-v3c-atlas-id, sprop-v3c-attr-idx, sprop-v3c-attr-part-idx, sprop-v3c-map-idx, sprop-v3c-aux-video-flag, sprop-max-don-diff, sprop-v3c-parameter-set, v3c-ptl-level-idc, v3c-ptl-tier-flag, v3c-ptl-codec-idc, v3c-ptl-toolset-idc, v3c-ptl-rec-idc, when present, MUST be included in the "a=v3cfmtp" line of SDP. This parameter is expressed as a media type string, in the form of a semicolon-separated list of parameter=value pairs.

The OPTIONAL parameters, when present in the V3C atlas component media line format parameters attribute, specify values that are valid for the coded V3C sequence until a new value is received in-band. Some OPTIONAL parameters, like sprop-v3c-parameter-set or sprop-v3c-unit-header, can't be carried in-band in the atlas stream and may thus be considered static for the session. The carriage of V3C payload format parameters in "a=fmtp" and "a=v3cfmtp" attributes is separated by logical context, where "a=fmtp" consists of atlas level media format parameters and "a=v3cfmtp" contains V3C level media format parameters.

An example of media representation corresponding to atlas data component (V3C\_AD), where static V3C parameter set and V3C unit header is carried out-of-band in SDP, is as follows:

```
m=application 49170 RTP/AVP 98
a=rtpmap:98 v3c/90000
a=fmtp:98 sprop-v3c-tile-id=0,1
a=v3cfmtp:sprop-v3c-unit-header=CAAAAA==;v3c-ptl-tier-flag=1;
sprop-v3c-parameter-set=AQD/AAAP/zwAAAAADwIAQ5BwAAOADjgQAADkA==
```

## 9.2.2. For V3C video components

- \* The media name in the "m=" line of SDP MUST be video.
- \* The encoding name in the "a=rtpmap" line of SDP can be any video subtype, e.g., H.264, H.265, H.266 etc.
- \* The clock rate in the "a=rtpmap" line MUST be 90000.
- \* The OPTIONAL parameters sprop-v3c-unit-header, sprop-v3c-unit-type, sprop-v3c-vps-id, sprop-v3c-atlas-id, sprop-v3c-attr-idx, sprop-v3c-attr-part-idx, sprop-v3c-map-idx, sprop-v3c-aux-video-flag, sprop-max-don-diff, sprop-v3c-parameter-set, sprop-v3c-atlas-data, sprop-v3c-common-atlas-data, sprop-v3c-sei, sprop-v3c-tile-id, sprop-v3c-tile-id-pres, v3c-ptl-level-idc, v3c-ptl-tier-flag, v3c-ptl-codec-idc, v3c-ptl-toolset-idc, v3c-ptl-rec-idc, when present, MUST be included in the "a=v3cfmtp" line of SDP. This parameter is expressed as a media type string, in the form of a semicolon-separated list of parameter=value pairs.

The OPTIONAL parameters, when present in the video media line V3C format parameters ("v3cfmtp") attribute, specify values that are considered static for the session.

An example of media representation corresponding to occupancy video component (V3C\_OVD) in SDP is as follows:

```
m=video 49170 RTP/AVP 99
a=rtpmap:99 H265/90000
a=fmtp:99 sprop-max-don-diff=0;
a=v3cfmtp:sprop-v3c-unit-header=EAAAAA==
```

Below is an example of media representation corresponding to packed video component (V3C\_PVD), where static V3C parameter set, atlas data and common atlas data are carried out-of-band in SDP. The values are considered static for the session, as they can't be signaled in-band in the video stream.

```
m=video 49170 RTP/AVP 99
a=rtpmap:99 H265/90000
a=v3cfmtp:sprop-v3c-unit-header=KAAAAA==;
sprop-v3c-parameter-set=AUH/AAAP/zwAAAAAACgIAtEAgQLAIAAUQBACWAM5Q
EDgQCAIAAAAABP8CzwAAAAAAAAAQAAtAE/wLPAAAAAAAg=;
sprop-v3c-atlas-data=SAGAFaQBakJuXgABQEKA,SgHmIA==,LgFoDOAFaABaAA
AAAAA+;
sprop-v3c-common-atlas-data=YAEHgFA=,YgEAMAAAC/B0qcvv/Dbr/pTvb8oq
fhC5JQVS9jn7kAQT/As9EFYrjRBcmxEQE+j5DuGbTT9mZmZAQAAAOA==
```



### 9.3. Grouping framework

Different V3C components MAY be represented by their own respective RTP streams, whose payload formats are defined in the respective specifications. V3C atlas data RTP payload format is defined in this memo, whereas the video component RTP payload formats are defined for example in [RFC6184] or [RFC7798]. A grouping tool, as defined in [RFC5888], is extended to indicate which media lines constitute a V3C representation.

Group attribute with V3C type is provided to allow application to identify "m" lines that belong to the same V3C bitstream. Grouping type V3C MUST be used with the group attribute. The tokens that follow are mapped to 'mid'-values of individual media lines in the SDP.

```
a=group:V3C <tokens>
```

The following example shows an SDP including four media lines, three describing V3C video components (PT:96=occupancy, PT:97=geometry, PT:98=attribute) and one V3C atlas component (PT:100). All the media lines are grouped under one V3C group. V3C parameter set is provided via session level V3C media format parameter attribute.

```
...
a=group:V3C 1 2 3 4
a=v3cfmtp:sprop-v3c-parameter-set=AQD/AAAP/zwAAAAADwIAQ5BwAAOAdjgQ
  AADkA==
m=video 40000 RTP/AVP 96
a=rtpmap:96 H264/90000
a=v3cfmtp:sprop-v3c-unit-header=EAAAAA==
a=mid:1
m=video 40002 RTP/AVP 97
a=rtpmap:97 H264/90000
a=v3cfmtp:sprop-v3c-unit-header=GAAAAA==
a=mid:2
m=video 40004 RTP/AVP 98
a=rtpmap:98 H264/90000
a=v3cfmtp:sprop-v3c-unit-header=IAAAAA==
a=mid:3
m=application 40008 RTP/AVP 100
a=rtpmap:100 v3c/90000
a=v3cfmtp:sprop-v3c-unit-header=CAAAAA==;
a=mid:4
```

The example below describes how content with two atlases can be signalled as separate streams. V3C parameter set is carried in a session level V3C media format parameter attribute and common atlas

data are carried as part of the media level V3C media format parameter attribute corresponding to atlas zero. PT equal to 96, 97, 98 and 100 correspond to occupancy, geometry, and attribute video component as well as atlas data component for atlas zero. PT equal to 101, 102, 103 and 104 correspond to respective components for atlas one.

```

...
a=group:V3C 1 2 3 4 5 6 7 8
a=v3cfmtp:sprop-v3c-parameter-set=AAUH/AAAP/zwAAABAADwIAWhBwAAOADjg
  QAADgAA8CAFoQcAADgA44EAAA6AkAgABRIA=;
m=video 40000 RTP/AVP 96
a=rtpmap:96 H264/90000
a=v3cfmtp:sprop-v3c-unit-header=EAAAAA==
a=mid:1
m=video 40002 RTP/AVP 97
a=rtpmap:97 H264/90000
a=v3cfmtp:sprop-v3c-unit-header=GAAAAA==
a=mid:2
m=video 40004 RTP/AVP 98
a=rtpmap:98 H264/90000
a=v3cfmtp:sprop-v3c-unit-header=IAAAAA==
a=mid:3
m=application 40008 RTP/AVP 100
a=rtpmap:100 v3c/90000
a=fmtp:100
  sprop-v3c-common-atlas-data=YAEHgFA=,YgEAMAAAAa+96Z5v6VP1D+P7LzRsb
  WDJ/yz+ALzMZNfvCg2389Kjd+d6fZyM6QZBfhrDW3K0vaP2Rr8L+gLq/ny3wAzs9
  veiXEjjS67MfH+H4xV/RgW4fkl/YkINe/OsWCOBwPAVLACcf4FnogwYZKIME6oid9
  UCodqjLwCCf4FnogxqBiIMZNwiEBpJIduBUoCCf4FnogwOeSIMCaGiEA9VIdtGwwC
  Cf4FnogvB+aILvWIiEBB6IdqobKfmZmZoCmZmefmZmZoCmZmefmZmZoCmZmefmZmZ
  oCmZmdA=
a=v3cfmtp:sprop-v3c-unit-header=CAAAAA==;
a=mid:4
m=video 40010 RTP/AVP 101
a=rtpmap:101 H264/90000
a=v3cfmtp:sprop-v3c-unit-header=EAIAAA==
a=mid:5
m=video 40012 RTP/AVP 102
a=rtpmap:102 H264/90000
a=v3cfmtp:sprop-v3c-unit-header=GAIAAA==
a=mid:6
m=video 40014 RTP/AVP 103
a=rtpmap:103 H264/90000
a=v3cfmtp:sprop-v3c-unit-header=IAIAAA==
a=mid:7
m=application 40018 RTP/AVP 104
a=rtpmap:104 v3c/90000
a=v3cfmtp:sprop-v3c-unit-header=CAIAAA==
a=mid:8

```

#### 9.4. Offer and answer considerations

#### 9.4.1. Unicast

This section describes the negotiation of unicast streaming using the offer/answer model as described in [RFC3264]. V3C coded content consists of an atlas bitstream and one or more video coded bitstreams, together known as V3C components. Atlas and video bitstreams are represented as separate media lines in the SDP.

During the session negotiation the offerer lists all V3C components available and informs the answerer which media lines SHOULD be consumed together. The answerer CAN select V3C components as suggested by the offerer, or select a subset of the V3C components by setting the port to zero for the undesired media lines in the answer. This allows the answerer to consume a subset of the V3C components in scenarios where it is fully or partially ignorant of the V3C coding scheme.

The following limitations and rules pertaining to the V3C atlas component media configuration apply:

- \* The parameters identifying the V3C atlas component media configuration is identified by v3c-ptl-level-idc, v3c-ptl-tier-flag, v3c-ptl-codec-idc, and v3c-ptl-toolset-idc. These media configuration parameters, except level-id, MUST be used symmetrically.
- \* Send only properties, identified by sprop-prefix, are considered declarative and SHOULD be omitted in the answers.

The answerer MUST structure its answer according to one of the following two options:

- \* maintain all configuration parameters with the values remaining the same as in the offer for the media format (payload type), with the exception that the value of v3c-ptl-level-idc is changeable as long as the highest level indicated by the answer is not higher than that indicated by the offer, or
- \* remove media line in which one or more of the parameter values are not supported by setting the port to zero in the answer.

The following limitations and rules pertaining to the V3C video component media configuration apply:

- \* The parameters identifying a video coded V3C component media configuration format are according to the respective RTP video payload specification.

The answerer MUST structure its answer according to one of the following two options:

- \* maintain all configuration parameters with the values remaining the same as in the offer for the media format (payload type), with the exceptions specified in the respective RTP video payload specification;
- \* remove the video coded V3C component media line completely when one or more of the parameter values are not supported by setting the port to zero in the answer.

To simplify handling and matching of these configurations, the same RTP payload type number used in the offer SHOULD also be used in the answer, as specified in [RFC3264].

An example of an offer which only sends V3C content. The following example contains video components as three different versions (H.264, H.265, H.266). Further differences between the alternatives would be signaled as part of the media attribute parameters, as is the practice with regular video streams.

```
...
a=group:v3c 1 2 3 4
a=v3cfmtp:v3c-ptl-level-idc=60;
  sprop-v3c-parameter-set=AQD/AAAP/zwAAAAAADwIAQ5BwAAOAdjgQAADkA==
m=video 40000 RTP/AVP 96 97 98
a=rtpmap:96 H264/90000
a=rtpmap:97 H265/90000
a=rtpmap:98 H266/90000
a=v3cfmtp:sprop-v3c-unit-type=2;sprop-v3c-vps-id=0;
  sprop-v3c-atlas-id=0
a=sendonly
a=mid:1
m=video 40002 RTP/AVP 99 100 101
a=rtpmap:99 H264/90000
a=rtpmap:100 H265/90000
a=rtpmap:101 H266/90000
a=v3cfmtp:sprop-v3c-unit-type=3;sprop-v3c-vps-id=0;
  sprop-v3c-atlas-id=0
a=mid:2
a=sendonly
m=video 40004 RTP/AVP 102 103 104
a=rtpmap:102 H264/90000
a=rtpmap:103 H265/90000
a=rtpmap:104 H266/90000
a=v3cfmtp:sprop-v3c-unit-type=4;sprop-v3c-vps-id=0;
  sprop-v3c-atlas-id=0
a=mid:3
a=sendonly
m=application 40006 RTP/AVP 105
a=rtpmap:105 v3c/90000
a=v3cfmtp:sprop-v3c-unit-type=1;sprop-v3c-vps-id=0;
  sprop-v3c-atlas-id=0;
a=mid:4
a=sendonly
```

An example of an answer that only receives V3C data with the selected versions.

```
...
a=group:v3c 1 2 3 4
m=video 50000 RTP/AVP 96
a=rtpmap:96 H264/90000
a=recvonly
a=mid:1
m=video 50002 RTP/AVP 100
a=rtpmap:100 H265/90000
a=recvonly
a=mid:2
m=video 50004 RTP/AVP 104
a=rtpmap:104 H266/90000
a=recvonly
a=mid:3
m=application 50006 RTP/AVP 105
a=rtpmap:105 v3c/90000
a=recvonly
a=mid:4
```

An example offer, which allows bundling different V3C components into one stream, based on [RFC9143].

```
...
a=group:BUNDLE 1 2 3 4
a=group:v3c 1 2 3 4
m=video 40000 RTP/AVP 96
a=rtpmap:96 H264/90000
a=v3cfmtp:sprop-v3c-unit-type=2;sprop-v3c-vps-id=0;
  sprop-v3c-atlas-id=0
a=mid:1
a=extmap:1 urn:ietf:params:rtp-hdrext:sdes:mid
m=video 40002 RTP/AVP 97
a=rtpmap:97 H264/90000
a=v3cfmtp:sprop-v3c-unit-type=3;sprop-v3c-vps-id=0;
  sprop-v3c-atlas-id=0;
a=mid:2
a=extmap:1 urn:ietf:params:rtp-hdrext:sdes:mid
m=video 40004 RTP/AVP 98
a=rtpmap:98 H264/90000
a=v3cfmtp:sprop-v3c-unit-type=4;sprop-v3c-vps-id=0;
  sprop-v3c-atlas-id=0
a=mid:3
a=extmap:1 urn:ietf:params:rtp-hdrext:sdes:mid
m=application 40006 RTP/AVP 99
a=rtpmap:99 v3c/90000
a=v3cfmtp:sprop-v3c-unit-type=1;sprop-v3c-vps-id=0;
  sprop-v3c-atlas-id=0;
  sprop-v3c-parameter-set=AQD/AAAP/zwAAAAAADwIAQ5BwAAOADjgQAADkA==
a=mid:4
a=extmap:1 urn:ietf:params:rtp-hdrext:sdes:mid
```

An example answer, which accepts bundling of different V3C components.



```
a=group:BUNDLE 1 2 3 4
a=group:v3c 1 2 3 4
m=video 50000 RTP/AVP 96
a=rtpmap:96 H264/90000
a=mid:1
a=extmap:1 urn:ietf:params:rtp-hdrext:sdes:mid
m=video 0 RTP/AVP 97
a=rtpmap:97 H264/90000
a=bundle-only
a=mid:2
a=extmap:1 urn:ietf:params:rtp-hdrext:sdes:mid
m=video 0 RTP/AVP 98
a=rtpmap:98 H264/90000
a=bundle-only
a=mid:3
a=extmap:1 urn:ietf:params:rtp-hdrext:sdes:mid
m=application 0 RTP/AVP 99
a=rtpmap:99 v3c/90000
a=bundle-only
a=mid:4
a=extmap:1 urn:ietf:params:rtp-hdrext:sdes:mid
```

#### 9.4.2. Multicast

For bitstreams being delivered over multicast, the following rules apply:

- \* The atlas V3C component media configuration is identified by v3c-ptl-level-idc, v3c-ptl-tier-flag, v3c-ptl-codec-idc, and v3c-ptl-toolset-idc. These atlas format configuration parameters MUST be used symmetrically; that is, the answerer MUST either maintain all configuration parameters or remove the media line, including any associated video coded V3C component media lines. This implies that v3c-ptl-level-idc for offer/answer in multicast is not changeable.
- \* The video coded V3C component media configuration format is according the respective RTP video payload specification.
- \* To simplify the handling and matching of these configurations, the same RTP payload type number used in the offer MUST also be used in the answer.
- \* Parameter sets received MUST be associated with the originating source and MUST only be used in decoding the incoming bitstream from the same source.

### 9.5. Declarative SDP considerations

When V3C content over RTP is offered with SDP in a declarative style, the parameters capable of indicating both bitstream properties as well as answerer capabilities are used to indicate only bitstream properties. For example, in this case, the parameters `v3c-ptl-level-idc`, `v3c-ptl-tier-flag`, `v3c-ptl-codec-idc`, `v3c-ptl-toolset-idc` and `v3c-ptl-rec-idc` declare the values used by the bitstream, not the capabilities for receiving bitstreams.

An answerer of the SDP is required to support all parameters and values of the parameters provided; otherwise, the answerer **MUST** reject or not participate in the session. It falls on the creator of the session to use values that are expected to be supported by the receiving application.

## 10. IANA considerations

This memo contains three considerations to IANA: new media type, new SDP attribute and new grouping type.

### 10.1. V3C media type registration

A new media type will be registered with IANA; see Section 7.1.

### 10.2. V3C format parameters SDP attribute

This document defines a new session and media level SDP attribute: `"v3cfmtp"`. This attribute will be registered by IANA under attribute-field names (`<attribute-name>`) registry in Session Description Protocol (SDP). The `"v3cfmtp"` attribute is used to convey V3C specific media format parameters for any media line. Its format is defined in Section 9.1. Further semantics are provided in Table 2.

Type	SDP Name	Usage Level	Mux Category	Reference
attribute	v3cfmtp	session, media	NORMAL	"this memo"

Table 2: Additional details for `<attribute-name>` Registry

RFC-EDITOR: Please replace "this memo" with the published RFC number.

### 10.3. V3C grouping type extension

Grouping is extended to establish relationships between substreams of a V3C representation. A new group type (V3C) for the group attribute will be registered as defined in Section 9.3. This document registers the semantics in Table 3 with IANA in the "Semantics for the 'group' SDP Attribute" registry (under the "Session Description Protocol (SDP) Parameters" registry group):

Semantics	Token	Mux Category	Reference
V3C grouping	V3C	NORMAL	"this memo"

Table 3: Additional semantics for V3C SDP group type

RFC-EDITOR: Please replace "this memo" with the published RFC number.

## 11. Security considerations

RTP packets using the payload format defined in this specification are subject to the security considerations discussed in the RTP specification [RFC3550], and in any applicable RTP profile such as RTP/AVP [RFC3551], RTP/AVPF [RFC4585], RTP/SAVP [RFC3711], or RTP/SAVPF [RFC5124]. However, as "Securing the RTP Protocol Framework: Why RTP Does Not Mandate a Single Media Security Solution" [RFC7202] discusses, it is not an RTP payload format's responsibility to discuss or mandate what solutions are used to meet the basic security goals like confidentiality, integrity, and source authenticity for RTP in general. This responsibility lies with anyone using RTP in an application. They can find guidance on available security mechanisms and important considerations in "Options for Securing RTP Sessions" [RFC7201]. Applications SHOULD use one or more appropriate strong security mechanisms. The rest of this Security Considerations section discusses the security impacting properties of the payload format itself.

This RTP payload format and its media decoder do not exhibit any significant non-uniformity in the receiver-side computational complexity for packet processing, and thus are unlikely to pose a denial-of-service threat due to the receipt of pathological data. Nor does the RTP payload format contain any active content.

Components of a system using this media type SHALL NOT construct RTP payloads that contain executable content. The implementer of the RTP payload format SHALL guarantee that the received content is properly depacketized and fed to a V3C standard compliant decoder. What the receiver does with the decoded bitstream is unspecified.

## 12. References

### 12.1. Normative References

- [ISO.IEC.23090-12]  
ISO/IEC, "Information technology --- Coded representation of immersive media --- Part 12: MPEG Immersive video (MIV)", ISO/IEC 23090-12, 2022,  
<<https://www.iso.org/standard/79113.html>>.
- [ISO.IEC.23090-5]  
ISO/IEC, "Information technology --- Coded representation of immersive media --- Part 5: Visual volumetric video-based coding (V3C) and video-based point cloud compression (V-PCC)", ISO/IEC 23090-5, 2025,  
<<https://www.iso.org/standard/89030.html>>.
- [RFC2119] Bradner, S., "Key words for use in RFCs to Indicate Requirement Levels", BCP 14, RFC 2119, DOI 10.17487/RFC2119, March 1997,  
<<https://www.rfc-editor.org/info/rfc2119>>.
- [RFC3264] Rosenberg, J. and H. Schulzrinne, "An Offer/Answer Model with Session Description Protocol (SDP)", RFC 3264, DOI 10.17487/RFC3264, June 2002,  
<<https://www.rfc-editor.org/info/rfc3264>>.
- [RFC3550] Schulzrinne, H., Casner, S., Frederick, R., and V. Jacobson, "RTP: A Transport Protocol for Real-Time Applications", STD 64, RFC 3550, DOI 10.17487/RFC3550, July 2003, <<https://www.rfc-editor.org/info/rfc3550>>.
- [RFC4648] Josefsson, S., "The Base16, Base32, and Base64 Data Encodings", RFC 4648, DOI 10.17487/RFC4648, October 2006,  
<<https://www.rfc-editor.org/info/rfc4648>>.
- [RFC5888] Camarillo, G. and H. Schulzrinne, "The Session Description Protocol (SDP) Grouping Framework", RFC 5888, DOI 10.17487/RFC5888, June 2010,  
<<https://www.rfc-editor.org/info/rfc5888>>.

- [RFC8083] Perkins, C. and V. Singh, "Multimedia Congestion Control: Circuit Breakers for Unicast RTP Sessions", RFC 8083, DOI 10.17487/RFC8083, March 2017, <<https://www.rfc-editor.org/info/rfc8083>>.
- [RFC8174] Leiba, B., "Ambiguity of Uppercase vs Lowercase in RFC 2119 Key Words", BCP 14, RFC 8174, DOI 10.17487/RFC8174, May 2017, <<https://www.rfc-editor.org/info/rfc8174>>.
- [RFC8866] Begen, A., Kyzivat, P., Perkins, C., and M. Handley, "SDP: Session Description Protocol", RFC 8866, DOI 10.17487/RFC8866, January 2021, <<https://www.rfc-editor.org/info/rfc8866>>.
- [RFC9143] Holmberg, C., Alvestrand, H., and C. Jennings, "Negotiating Media Multiplexing Using the Session Description Protocol (SDP)", RFC 9143, DOI 10.17487/RFC9143, February 2022, <<https://www.rfc-editor.org/info/rfc9143>>.

## 12.2. Informative References

- [ISO.IEC.14496-10]  
ISO/IEC, "Information technology - Coding of audio-visual objects - Part 10: Advanced video coding", ISO/IEC 14496-10, 2020, <<https://www.iso.org/standard/75400.html>>.
- [ISO.IEC.14496-12]  
ISO/IEC, "Information technology --- Coding of audio-visual objects --- Part 12: ISO base media file format", ISO/IEC 14496-12, 2020, <<https://www.iso.org/standard/74428.html>>.
- [ISO.IEC.23008-2]  
ISO/IEC, "Information technology --- High efficiency coding and media delivery in heterogeneous environments --- Part 2: High efficiency video coding", ISO/IEC 23008-2, 2020, <<https://www.iso.org/standard/75484.html>>.
- [ISO.IEC.23090-10]  
ISO/IEC, "Information technology --- Coded representation of immersive media --- Part 10: Carriage of visual volumetric video-based coding data", ISO/IEC FDIS 23090-10, 2022, <<https://www.iso.org/standard/78991.html>>.

- [ISO.IEC.23090-3]  
ISO/IEC, "Information technology --- Coded representation of immersive media --- Part 3: Versatile video coding", ISO/IEC 23090-3, 2021,  
<<https://www.iso.org/standard/73022.html>>.
- [RFC3551] Schulzrinne, H. and S. Casner, "RTP Profile for Audio and Video Conferences with Minimal Control", STD 65, RFC 3551, DOI 10.17487/RFC3551, July 2003,  
<<https://www.rfc-editor.org/info/rfc3551>>.
- [RFC3711] Baugher, M., McGrew, D., Naslund, M., Carrara, E., and K. Norrman, "The Secure Real-time Transport Protocol (SRTP)", RFC 3711, DOI 10.17487/RFC3711, March 2004,  
<<https://www.rfc-editor.org/info/rfc3711>>.
- [RFC4585] Ott, J., Wenger, S., Sato, N., Burmeister, C., and J. Rey, "Extended RTP Profile for Real-time Transport Control Protocol (RTCP)-Based Feedback (RTP/AVPF)", RFC 4585, DOI 10.17487/RFC4585, July 2006,  
<<https://www.rfc-editor.org/info/rfc4585>>.
- [RFC5124] Ott, J. and E. Carrara, "Extended Secure RTP Profile for Real-time Transport Control Protocol (RTCP)-Based Feedback (RTP/SAVPF)", RFC 5124, DOI 10.17487/RFC5124, February 2008, <<https://www.rfc-editor.org/info/rfc5124>>.
- [RFC6184] Wang, Y.-K., Even, R., Kristensen, T., and R. Jesup, "RTP Payload Format for H.264 Video", RFC 6184, DOI 10.17487/RFC6184, May 2011,  
<<https://www.rfc-editor.org/info/rfc6184>>.
- [RFC6190] Wenger, S., Wang, Y.-K., Schierl, T., and A. Eleftheriadis, "RTP Payload Format for Scalable Video Coding", RFC 6190, DOI 10.17487/RFC6190, May 2011,  
<<https://www.rfc-editor.org/info/rfc6190>>.
- [RFC7201] Westerlund, M. and C. Perkins, "Options for Securing RTP Sessions", RFC 7201, DOI 10.17487/RFC7201, April 2014,  
<<https://www.rfc-editor.org/info/rfc7201>>.
- [RFC7202] Perkins, C. and M. Westerlund, "Securing the RTP Framework: Why RTP Does Not Mandate a Single Media Security Solution", RFC 7202, DOI 10.17487/RFC7202, April 2014, <<https://www.rfc-editor.org/info/rfc7202>>.

[RFC7798] Wang, Y.-K., Sanchez, Y., Schierl, T., Wenger, S., and M. M. Hannuksela, "RTP Payload Format for High Efficiency Video Coding (HEVC)", RFC 7798, DOI 10.17487/RFC7798, March 2016, <<https://www.rfc-editor.org/info/rfc7798>>.

#### Authors' Addresses

Lauri Ilola  
Nokia Technologies  
Hatanpääen valtatie 30  
FI-33100 Tampere  
Finland  
Email: lauri.ilola@nokia.com

Lukasz Kondrad  
Nokia Technologies  
Werinherstrasse 91  
D-81541 Munich  
Germany  
Email: lukasz.kondrad@nokia.com